

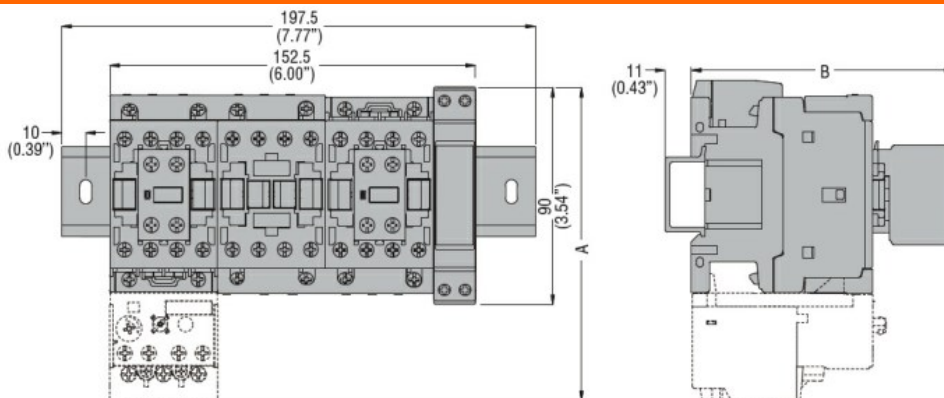


Product designation	Star-delta starter	
Product type designation	BFA050	
Electrical features		
Maximum operating current ($\leq 440V$)	A	85
Components		
Contactor standard supplied	BF5000A / BF5000A / BF3200A	
Thermal relay standard supplied	No	
Thermal relay to purchase separately	RF82	
Auxiliary contact standard supplied	BFX1020 / BFX1011 / BFX1011	

Contact characteristics			
IEC standard motor powers			
	230V	kW	25
	400V	kW	45
	440V	kW	45
	500V	kW	59

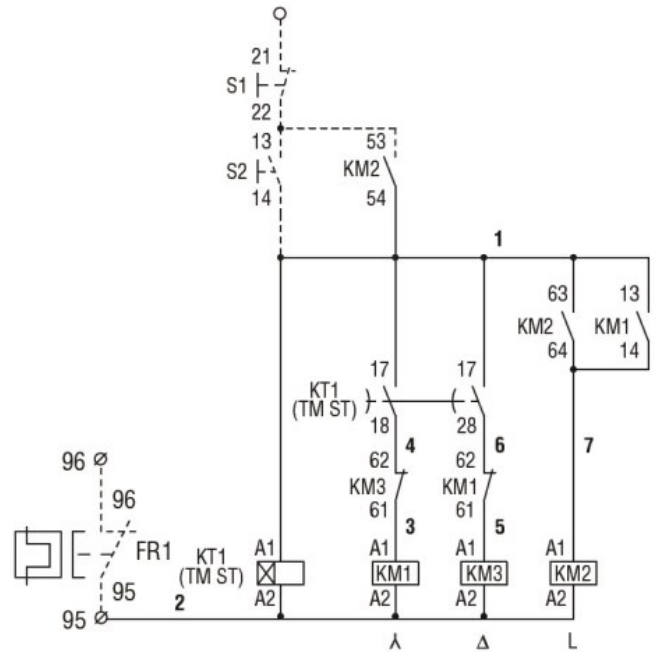
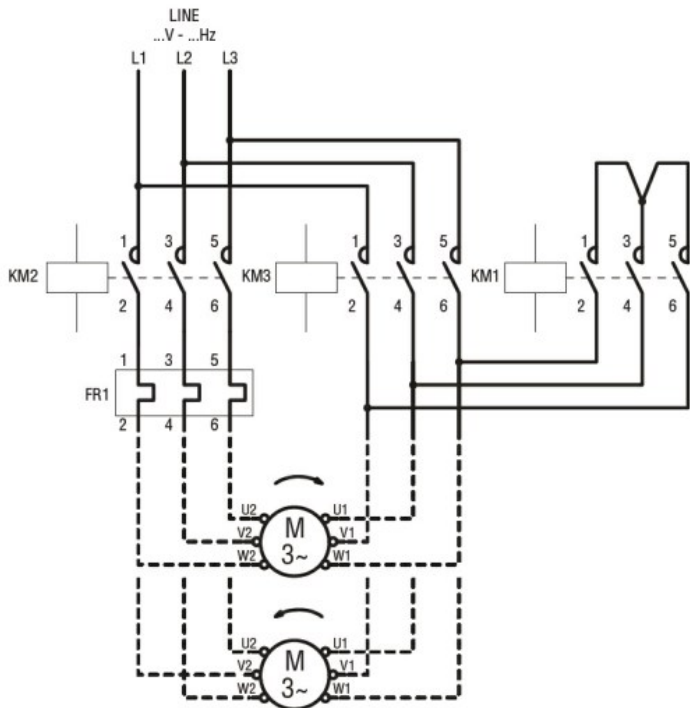
Mechanical features		
Weight	g	5200

Dimensions



STARTER TYPE	A	B
BFA009 70	130.5 (5.14")	109.5 (4.31")
BFA012 70	130.5 (5.14")	109.5 (4.31")
BFA018 70	130.5 (5.14")	109.5 (4.31")
BFA025 70	130.5 (5.14")	109.5 (4.31")
BFA026 70	135 (5.14")	119 (4.68")
BFA032 70	135 (5.14")	119 (4.68")
BFA038 70	135 (5.14")	119 (4.68")
BFA050 70	173 (6.81")	142 (5.59")
BFA065 70	173 (6.81")	142 (5.59")
BFA080 70	183 (7.20")	142 (5.59")

Wiring diagrams



Certifications and compliance

Compliance

IEC/EN 60947-1
IEC/EN 60947-4-9

Certificates

/

ETIM classification

ETIM 8.0

EC001037 -
Motor
starter/Motor
starter
combination