



Features

Use: Indoor
Type of installation: SUSPENDED, CEILING MOUNTED
Colour: WHITE
Dimming: ON/OFF
Emergency: NO
L: 1500mm
A: 70mm
H: 40mm
Warranty: 5 years
Weight: 2.06kg

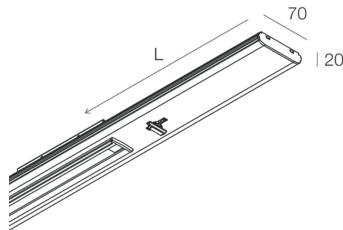
Tech data

IP: 20
Insulation class: I
Supply voltage: 220-240V 50/60Hz

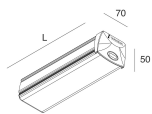
Compliance

CEI EN 60598-1:2015 + A11:2009. IEC 60598-2:2015 2-1

[View more product info](#)

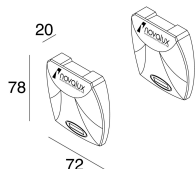


COMPLETION ACCESSORIES



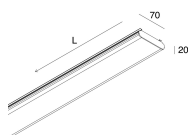
LI-NEAR: MOD.TERMINALE L=210MM+TEST+SC

107204.01



LI-NEAR: TESTATE INIZIO-LINEA (COPPIA)

107205.01



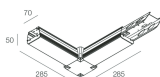
LI-NEAR: MODULO CIECO 1,50M BIA+2 SCUR

107206.01



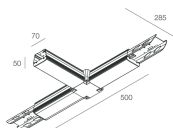
LI-NEAR: CONNETTORE 8 POLI CON MORSETTI

107226.99



LI-NEAR: GIUNTO A "L" 8 POLI

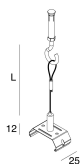
107224.01



LI-NEAR: GIUNTO A "T" 8 POLI

107225.01

MOUNTING ACCESSORIES



LI-NEAR: KIT SOSPENSIONE 3M 1 PZ.

107207.99



LI-NEAR: KIT FISSAGGIO PLAFONE (COPPIA)

107209.99