

DEEP RINGO S1

Reference number 202 11 16

 DELTALIGHT®

Characteristics

Location

Indoor

Fixation

Plafond

Cutout shape



Cutout shape/size

76

Recessed depth

100

Thickness of mounting surface

max.15

Information

FIXED

Electrical

GX5.3 // 12V // EXCL.TRANSFO

1 x QR-C51 78W

Class

Class III

Nett weight

0.1 Kg

IP

IP20

Minimum distance


0,5m


Remarks


WHITE finish : max. 35W



Available colors

 **ALUMINIUM**
202 11 16 ALU

 **BLACK**
202 11 16 B

 **CHROMED**
202 11 16 C

 **WHITE**
202 11 16 W

Options

PLASTERKIT 101

TRANSFO 100W

TRANSFO 50W

Accessories

No accessories

Requirements

No requirements