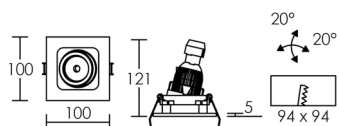


KIT SQUARE 230 LED 10



Corps aluminium. Orientable. Kit prêt-à-posser. **LED SHARP.**

| | | | | |
|--------|---------|---------|-----------------|---------------|
| | QPAR 16 | | GU10 | 10W |
| | 230V | IP20 | IK02 | 850° 35 000 h |
| Lumens | Teinte | Couleur | Code avec lampe | |

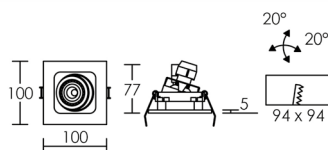
700 2700 K alu. brossé **51064**
750 4000 K alu. brossé **51065**

Dimmable avec variateur universel.
Lampe de rechange 2700 K (code **2952**), 4000 K (code **2953**).

| LED 10 | 2700 K | 10 W | 38° |
|--------|-----------------------|-------|-----|
| h (m) | E _{max} (lx) | d (m) | |
| 1 | 1650 | 0,69 | |
| 2 | 413 | 1,4 | |
| 2,5 | 264 | 1,7 | |

| LED 10 | 4000 K | 10 W | 38° |
|--------|-----------------------|-------|-----|
| h (m) | E _{max} (lx) | d (m) | |
| 1 | 1890 | 0,69 | |
| 2 | 473 | 1,4 | |
| 3 | 210 | 2,1 | |

KIT SQUARE 230 LED 8



| | | | | |
|--------|---------|---------|-----------------|---------------|
| | QPAR 16 | | GU10 | 8W |
| | 230V | IP20 | IK02 | 850° 35 000 h |
| Lumens | Teinte | Couleur | Code avec lampe | |

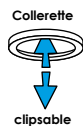
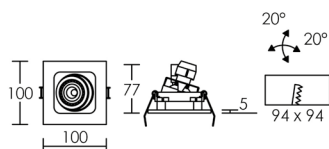
650 2700 K alu. brossé **51062**
700 4000 K alu. brossé **51063**

Lampe de rechange 2700 K, code **2930** ou **2967**
4000 K, code **2931** ou **2968**.

| LED 8 | 2700 K | 8 W | 55° |
|-------|-----------------------|-------|-----|
| h (m) | E _{max} (lx) | d (m) | |
| 1 | 837 | 1,04 | |
| 2 | 209 | 2,1 | |
| 3 | 93 | 3,1 | |

| LED 8 | 4000 K | 8 W | 55° |
|-------|-----------------------|-------|-----|
| h (m) | E _{max} (lx) | d (m) | |
| 1 | 861 | 1,04 | |
| 2 | 215 | 2,1 | |
| 3 | 96 | 3,1 | |

KIT SQUARE 230 LED 6



| | | | | |
|--------|---------|---------|-----------------|---------------|
| | QPAR 16 | | GU10 | 6W |
| | 230V | IP20 | IK02 | 850° 35 000 h |
| Lumens | Teinte | Couleur | Code avec lampe | |

400 2700 K alu. brossé **51060**
450 4000 K alu. brossé **51061**

Lampe de rechange 2700 K, code **2948** ou **2954**
4000 K, code **2949** ou **2955**.

| LED 6 | 2700 K | 6 W | 45° |
|-------|-----------------------|-------|-----|
| h (m) | E _{max} (lx) | d (m) | |
| 1 | 576 | 0,83 | |
| 2 | 144 | 1,7 | |
| 2,5 | 92 | 2,1 | |

| LED 6 | 4000 K | 6 W | 45° |
|-------|-----------------------|-------|-----|
| h (m) | E _{max} (lx) | d (m) | |
| 1 | 667 | 0,83 | |
| 2 | 167 | 1,7 | |
| 2,5 | 107 | 2,1 | |