

**EN:** Please use the manual provided with your gateway, and follow the instruction to download the App.

**DE:** Bitte verwenden Sie das Handbuch Ihres Smart Home Routes/Gateways und folgen Sie den Instruktionen zum Herunterladen der dazu passenden App.

**DK:** Venligst anvend manualen, der er vedlagt din gateway og følg vejledningen til at downloade appen.

**FR:** Merci de télécharger l'application et suivez les instructions.

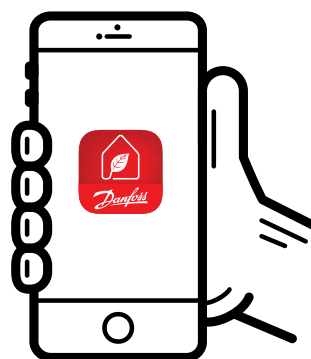
**IT:** Utilizzare il manuale del pannello/gateway e seguire le istruzioni per scaricare l'App

**PL:** Postępuj zgodnie z instrukcją dołączoną do bramki sieciowej, aby pobrać aplikację mobilną.

**CZ:** Použijte prosím návod dodaný s vaší centrální jednotkou (gateway) a postupujte podle pokynů ke stažení aplikace.



Youtube  
Video Guide



**Danfoss Ally™**  
Radiator Thermostat  
Quick Guide



**EN:** Identify the valve by comparing the shape of the valve body with the red lines and mount the right adapter.

**DE:** Identifizieren Sie den benötigten Thermostatventil-Adapter, indem Sie die Form der Ventilaufnahme mit den

roten Linien vergleichen. Anschließend montieren Sie den Adapter.

**DK:** Identifier ventilen ved at sammenligne ventilens form med de viste røde streger og monter derefter den korrekte adapter.

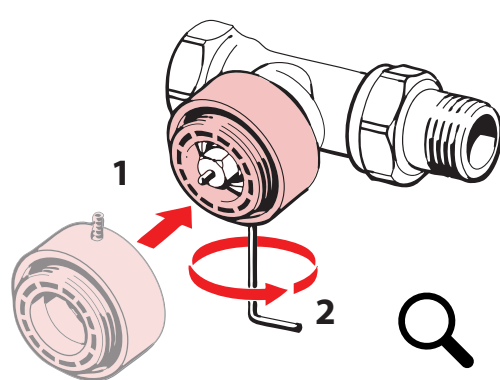
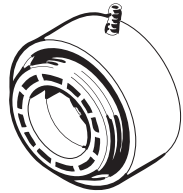
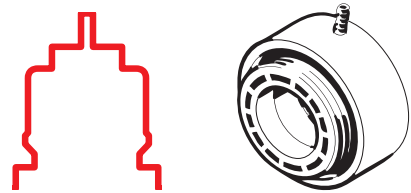
**FR:** Identifiez le type de robinet en comparant la forme / le profil dessiné en rouge et monter le bon adaptateur.

**IT:** Identificare la tipologia di valvola confrontando la forma del corpo della vostra valvola con le linee rosse e montare l'adattatore corretto.

**PL:** Zidentyfikuj zawór porównując kształt korpusu zaworu z czerwonymi liniami i zamontuj odpowiedni adapter.

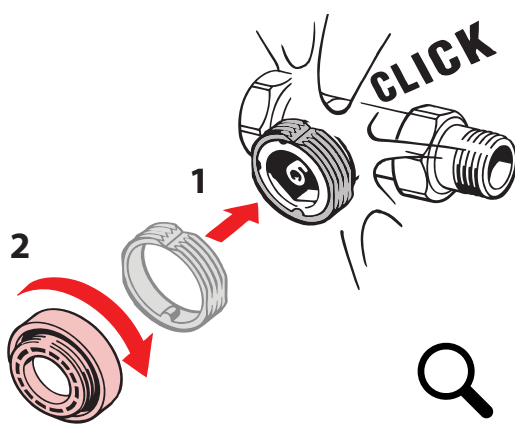

**CZ:** Identifikujte ventil porovnáním tvaru těla ventilu s červenými obrysy a nainstalujte správný adaptér.

### RA



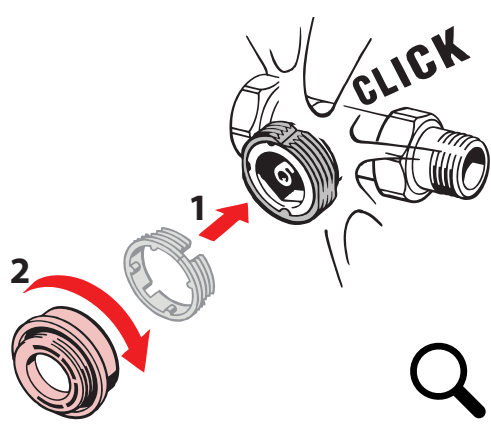
014G0251

### RAV



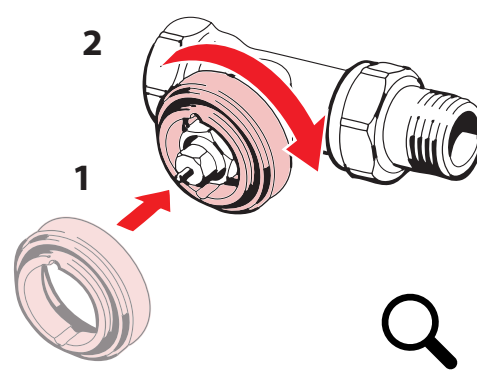
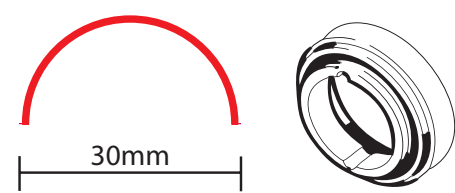
014G0250

### RAVL



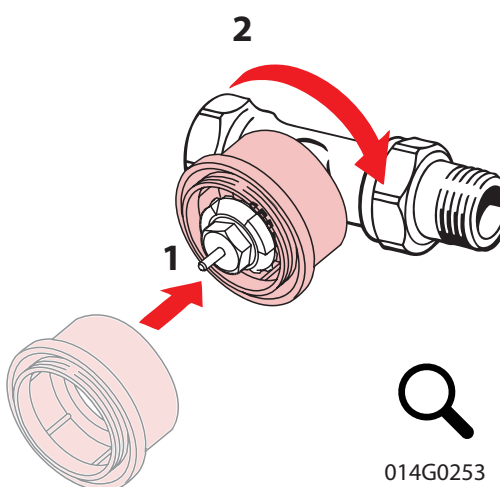
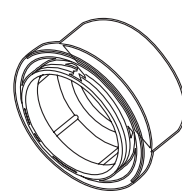

014G0250

### M30



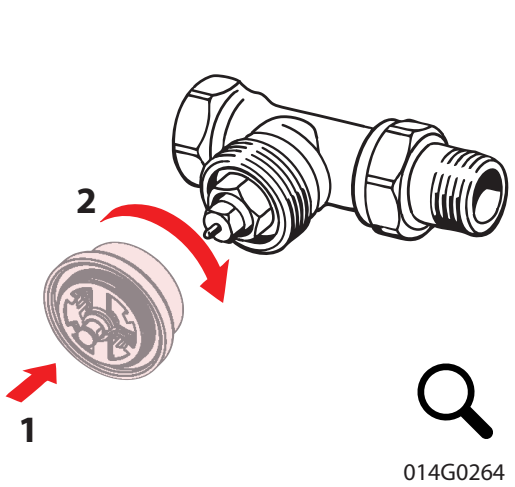

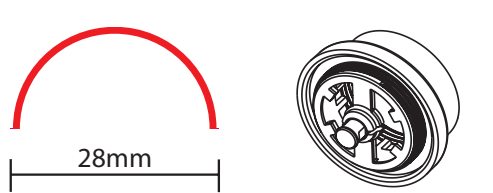
014G0252

### RTD



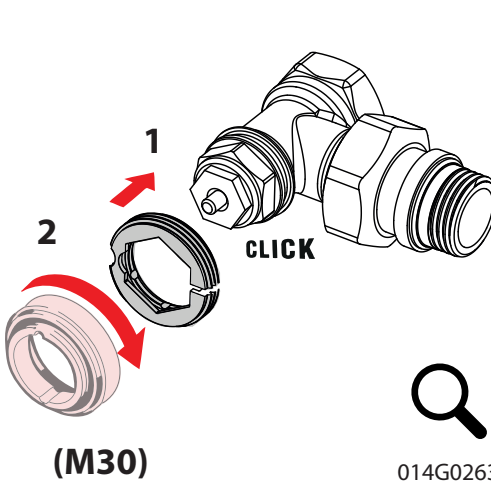
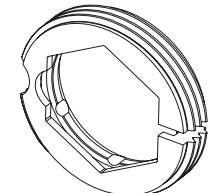
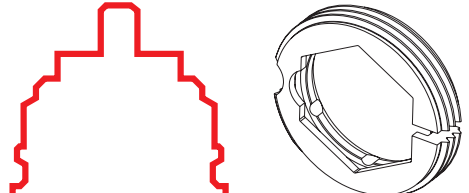
014G0253

### M28



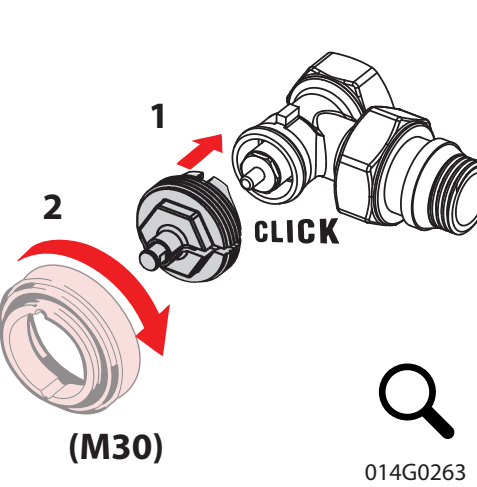
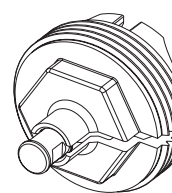
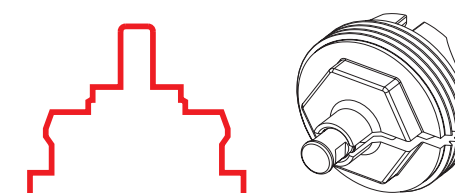
014G0264

### CALEFFI



014G0263

### GIACOMINI



014G0263

**EN:** The adapters to the side are included in the box. Remaining adapters in the overview must be purchased separately. Adapter code numbers can be found below each adapter illustration.

**DE:** Die vier seitlich abgebildeten Adapter sind im Lieferumfang beinhaltet. Weitere Adapter aus der oberen Übersicht können separat erworben werden. Die Bestell-

Nummern finden Sie unterhalb jeder Adapterabbildung.

**DK:** De viste adaptere er indeholdt i æsken. Øvrige adaptere skal købes separat. Adapternes bestillingsnummer findes under den enkelte adapters illustration.

**FR:** Les adaptateurs figurant à droite sont fournis dans la boîte. Les autres doivent

être commandés séparément en utilisant le N° de code sous les illustrations.

**IT:** Gli adattatori indicati sul fianco sono inclusi nella scatola. Gli altri adattatori descritti nella guida devono essere acquistati separatamente. I codici dei prodotti sono indicati in basso.

**PL:** Adaptery wymienione obok pudełka są dołączone do opakowania. Pozostałe

adaptery należy dokupić oddzielnie. Numery katalogowe adapterów znajdują się powyżej pod każdą ilustracją.

**CZ:** Vyznačené adaptéry jsou součástí balení. Zbývající adaptéry v přehledu je nutné zakoupit samostatně. Objednací čísla adaptérů najdete pod obrázkem každého adaptéru.



RA



M30



RA



RAV



M30



RAVL



**EN:** Continue system setup in the App.

**DE:** Setzen Sie die Systemeinstellung in der App fort.


**DK:** Fortsæt system installation via appen.

**FR:** Continuez la mise en service dans l'application.


**IT:** Continuare l'impostazione del sistema tramite l'App.

**PL:** Kontynuuj konfigurację systemu w aplikacji mobilnej.

**CZ:** S nastavením systému pokračujte v aplikaci.



### Download Guide



[smartheating.danfoss.com](http://smartheating.danfoss.com)

### Safety precautions

**SIMPLIFIED EU DECLARATION OF CONFORMITY**  
Hereby, Danfoss A/S declares that the radio equipment type Danfoss Ally™ is in compliance with Directive 2014/53/EU. The full text of the EU declaration of conformity is available at the following internet address: [www.danfoss.com](http://www.danfoss.com)  
The thermostat is not intended for children and must not be used as a toy. Do not leave packaging materials where children may be tempted to play with them, as this is extremely dangerous. Do not attempt to dismantle the thermostat as it contains no user-serviceable parts.



**Danfoss A/S**  
6430 Nordborg  
Denmark  
Homepage:  
[www.danfoss.com](http://www.danfoss.com)

Danfoss can accept no responsibility for possible errors in catalogues, brochures and other printed material. Danfoss reserves the right to alter its products without notice. This also applies to products already on order provided that such alterations can be made without subsequent changes being necessary in specifications already agreed. All trademarks in this material are property of the respective companies. Danfoss and the Danfoss logotype are trademarks of Danfoss A/S. All rights reserved.



The thermostat must be disposed of as electronic waste.

## DK

### Sikkerhedsregler

FORENKLET EU-OVERENSSTEMMELSESESKLÆRING
Hermed erklærer Danfoss A/S, at radioudstyrstypen type Danfoss Ally™ er i overensstemmelse med direktiv 2014/53/EU. EU-overensstemmelseserklæringens fulde tekst kan findes på følgende internetadresse: www.danfoss.com

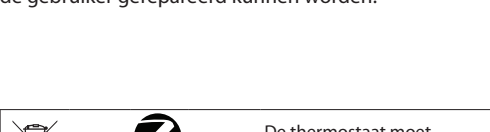
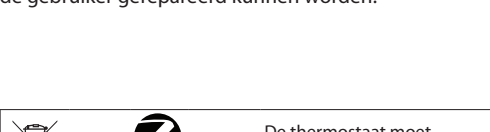
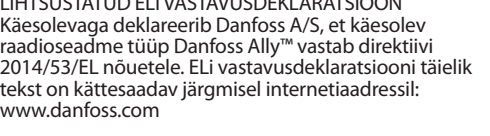
Termostaten er ikke beregnet til børn og må ikke bruges som legetøj. Efterlad ikke emballagen, hvor børn kan blive fristet til at lege med den, da det er særdeles farligt. Forsøg ikke at skille termostaten ad. Den indeholder ikke dele, som en bruger kan reparere.

			Termostaten bortskaffes som elektronisk affald.
			Der Thermostat muss als Elektronikschrott entsorgt werden.
			Le thermostat doit être éliminé comme un déchet électronique.
			El termostato debe desecharse como residuo electrónico.

Der Thermostat ist nicht für Kinder geeignet und darf nicht als Spielzeug verwendet werden. Verpackungsmaterialien nicht in der Reichweite von Kindern aufbewahren, damit diese nicht in Versuchung geraten, damit zu spielen – dies wäre extrem gefährlich. Den Thermostat bitte nicht zerlegen, er enthält keine vom Benutzer zu wartenden Teile.

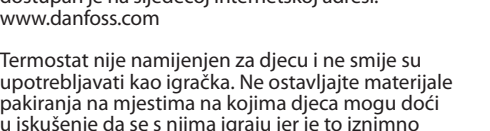
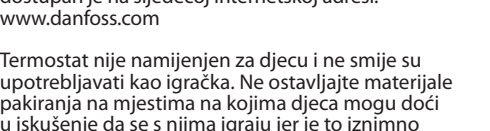
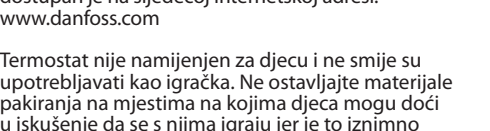
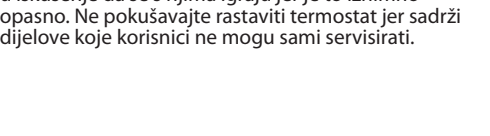
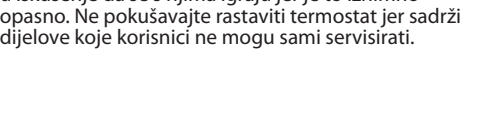
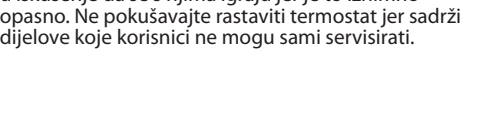
			Termostaten måste kasseras enligt reglerna för elektroniskt avfall.
			O termostato deve ser eliminado como residuo eletrônico.
			Termoregulatorът трябва да се изхвърли като електронен отпадък.

			Il termostato deve essere smaltito come rifiuto elettronico.
			Termostaat moet worden afgevoerd als elektronisch afval.

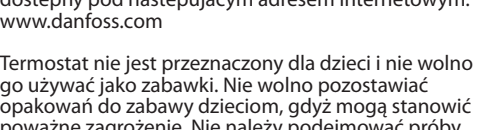
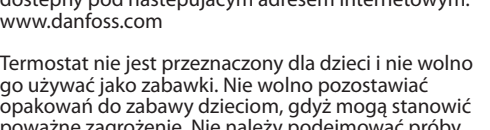
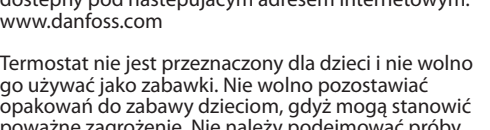
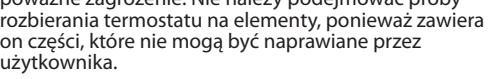
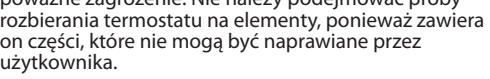
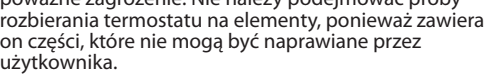
			Termostaat tuleb utiliseerida elektroonikajätmena.
			Táto termostatická hlavica by mala byť likvidovaná ako elektronický odpad.
			Termostaten må kasseres som elektronisk avfall.
			Termostats jālikvidē kā elektroierīce.

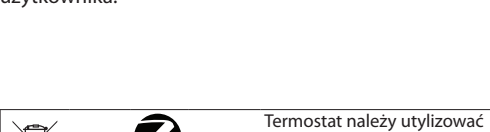
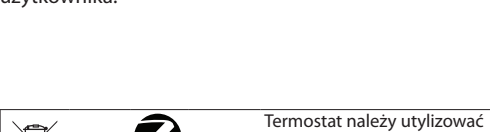
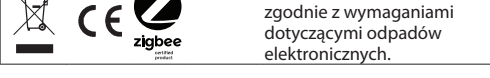
			Termostats jālikvidē kā elektroierīce.
			Termostats jālikvidē kā elektroierīce.

			Termostats jālikvidē kā elektroierīce.
			Termostats jālikvidē kā elektroierīce.

			Termostats jālikvidē kā elektroierīce.
			Termostats jālikvidē kā elektroierīce.

			Termostats jālikvidē kā elektroierīce.
			Termostats jālikvidē kā elektroierīce.

			Termostats jālikvidē kā elektroierīce.
			Termostats jālikvidē kā elektroierīce.

			Termostats jālikvidē kā elektroierīce.
			Termostats jālikvidē kā elektroierīce.

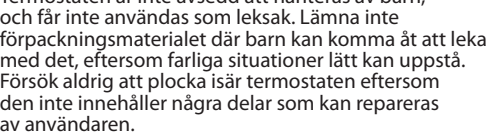
## DE

### Sicherheitshinweise

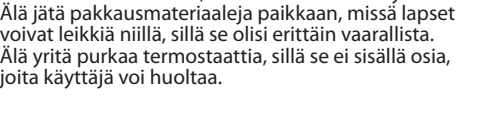
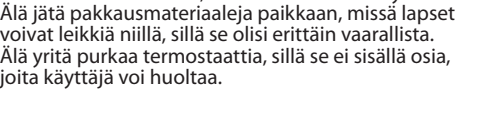
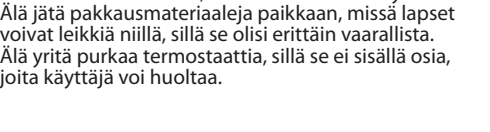



VEREINFACHTE EU-KONFORMITÄTSESKLÄRUNG
Hiermit erklärt Danfoss A/S, dass der Funkanlagentyp Danfoss Ally™ der Richtlinie 2014/53/EU entspricht. Der vollständige Text der EU-Konformitätserklärung ist unter der folgenden Internetadresse verfügbar: www.danfoss.com

Der Thermostat ist nicht für Kinder geeignet und darf nicht als Spielzeug verwendet werden. Verpackungsmaterialien nicht in der Reichweite von Kindern aufbewahren, damit diese nicht in Versuchung geraten, damit zu spielen – dies wäre extrem gefährlich. Den Thermostat bitte nicht zerlegen, er enthält keine vom Benutzer zu wartenden Teile.

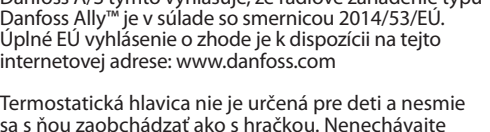
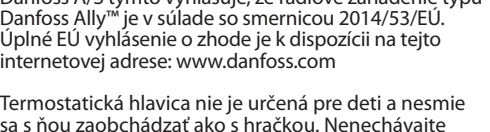
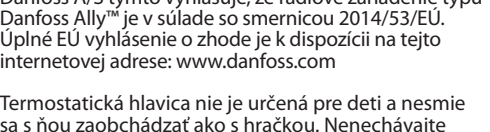
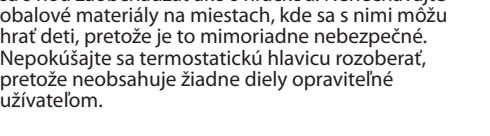
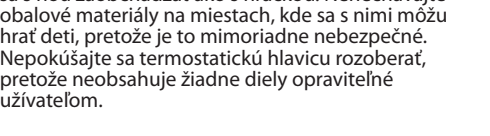
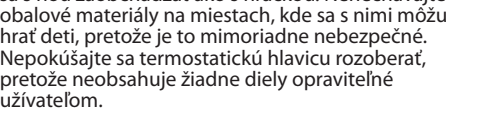
			Termostaten måste kasseras enligt reglerna för elektroniskt avfall.
			O termostato deve ser eliminado como residuo eletrônico.
			Termoregulatorът трябва да се изхвърли като електронен отпадък.

			Il termostato deve essere smaltito come rifiuto elettronico.
			Termostaat moet worden afgevoerd als elektronisch afval.


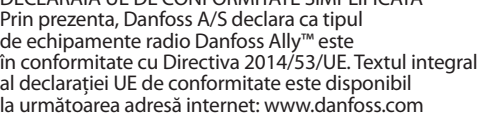
			Termostaat moet worden afgevoerd als elektronisch afval.
			Termostaat tuleb utiliseerida elektroonikajätmena.
			Táto termostatická hlavica by mala byť likvidovaná ako elektronický odpad.
			Termostaten må kasseres som elektronisk avfall.
			Termostats jālikvidē kā elektroierīce.

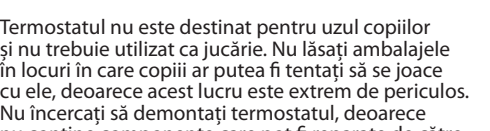
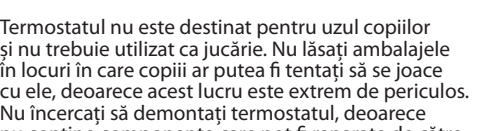
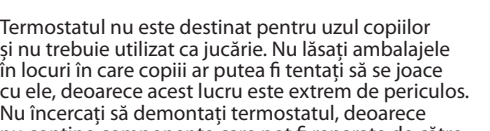
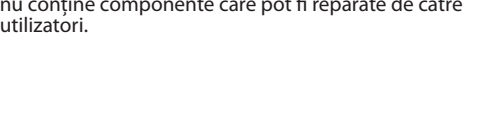
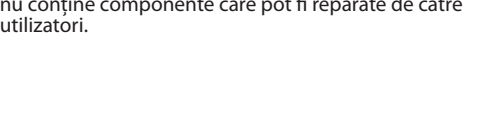
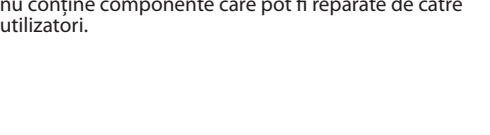
			Termostats jālikvidē kā elektroierīce.
			Termostats jālikvidē kā elektroierīce.


			Termostats jālikvidē kā elektroierīce.
			Termostats jālikvidē kā elektroierīce.

			Termostats jālikvidē kā elektroierīce.
			Termostats jālikvidē kā elektroierīce.

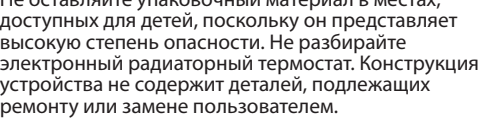
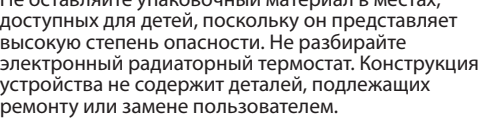

			Termostats jālikvidē kā elektroierīce.
			Termostats jālikvidē kā elektroierīce.

			Termostats jālikvidē kā elektroierīce.
			Termostats jālikvidē kā elektroierīce.

			Termostats jālikvidē kā elektroierīce.
			Termostats jālikvidē kā elektroierīce.

			Termostats jālikvidē kā elektroierīce.
			Termostats jālikvidē kā elektroierīce.

			Termostats jālikvidē kā elektroierīce.
			Termostats jālikvidē kā elektroierīce.

			Termostats jālikvidē kā elektroierīce.
			Termostats jālikvidē kā elektroierīce.

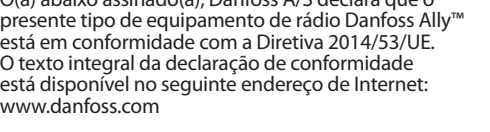
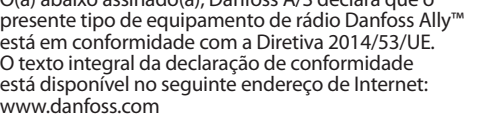
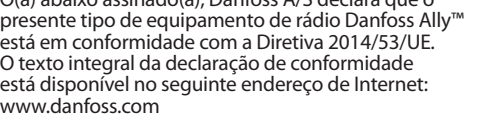
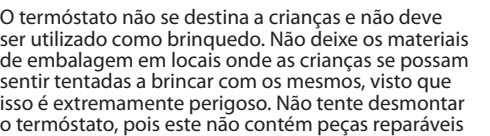
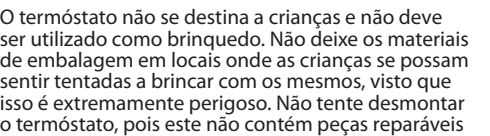
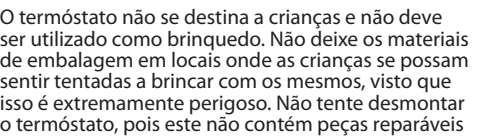
## FR

### Consignes de sécurité

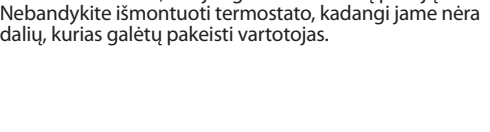
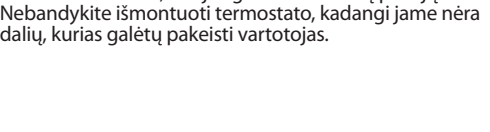
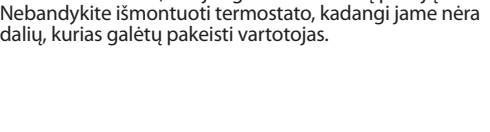



DECLARATION UE DE CONFORMITE SIMPLIFIEE
Le soussigné, Danfoss A/S, déclare que l'équipement radioélectrique du type Danfoss Ally™ est conforme à la directive 2014/53/UE. Le texte complet de la déclaration UE de conformité est disponible à l'adresse internet suivante: www.danfoss.com

Le thermostat n'est pas destiné aux enfants et ne doit pas être utilisé comme un jouet. Ne laissez pas les matériaux d'emballage à la portée des enfants. Ils pourraient être tentés de jouer avec, ce qui est très dangereux. N'essayez pas de démonter le thermostat, car l'entretien de ses pièces n'est pas du ressort de l'utilisateur.

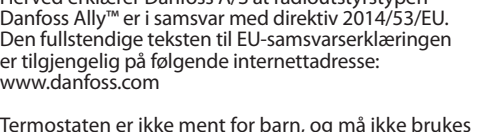
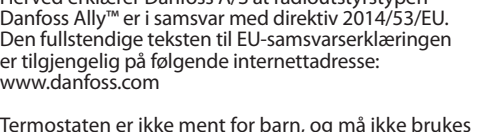
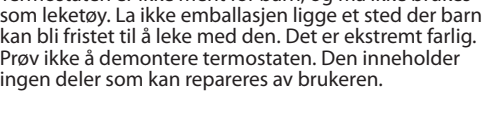
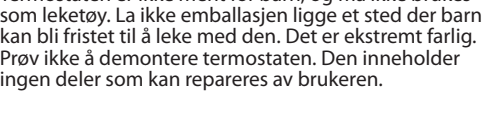
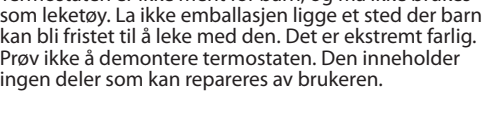
			Termostaten måste kasseras enligt reglerna för elektroniskt avfall.
			O termostato deve ser eliminado como residuo eletrônico.
			Termoregulatorът трябва да се изхвърли като електронен отпадък.

			Il termostato deve essere smaltito come rifiuto elettronico.
			Termostaat moet worden afgevoerd als elektronisch afval.

			Termostaat moet worden afgevoerd als elektronisch afval.
			Termostaat tuleb utiliseerida elektroonikajätmena.
			Táto termostatická hlavica by mala byť likvidovaná ako elektronický odpad.
			Termostaten må kasseres som elektronisk avfall.
			Termostats jālikvidē kā elektroierīce.

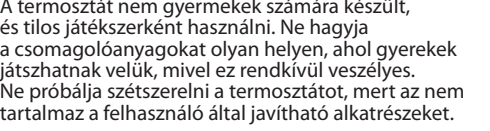
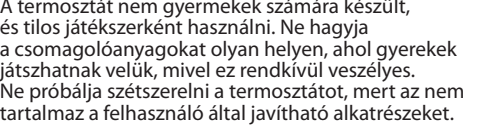
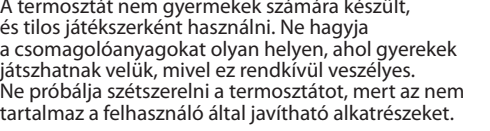



			Termostats jālikvidē kā elektroierīce.
			Termostats jālikvidē kā elektroierīce.

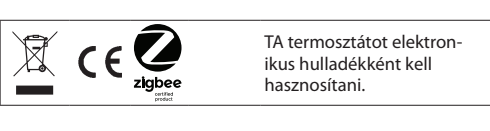
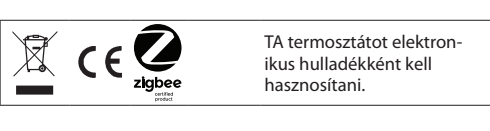
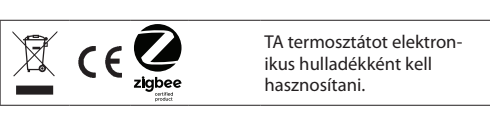


			Termostats jālikvidē kā elektroierīce.
			Termostats jālikvidē kā elektroierīce.

			Termostats jālikvidē kā elektroierīce.
			Termostats jālikvidē kā elektroierīce.

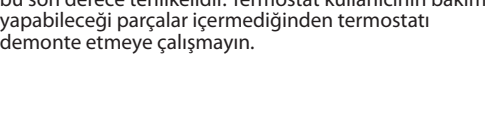
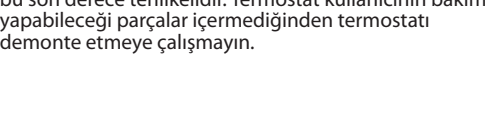
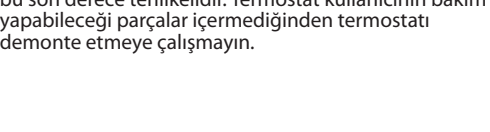
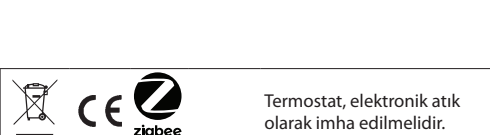
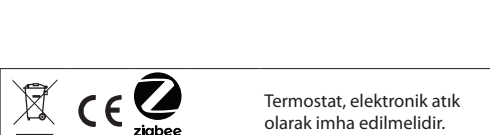
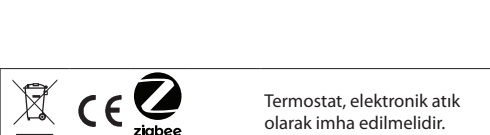
			Termostats jālikvidē kā elektroierīce.
			Termostats jālikvidē kā elektroierīce.

			Termostats jālikvidē kā elektroierīce.
			Termostats jālikvidē kā elektroierīce.

			Termostats jālikvidē kā elektroierīce.
			Termostats jālikvidē kā elektroierīce.

			Termostats jālikvidē kā elektroierīce.
			Termostats jālikvidē kā elektroierīce.

			Termostats jālikvidē kā elektroierīce.
			Termostats jālikvidē kā elektroierīce.

			Termostats jālikvidē kā elektroierīce.
			Termostats jālikvidē kā elektroierīce.

## ES

### Precauciones de seguridad