

cUL^{us} Mini-Com[®] TX5e[™] Shielded Jack Modules

- Exceed requirements of ANSI/TIA-568-C.2 Category 5e, IEEE 802.3an-2006, and ISO 11801 Class D channel standards
- Exceed requirements of ANSI/TIA-568-C.2 Category 5e and IEC 61156-5 Category 5e component standards
- Meet requirements of IEEE 802.3af and IEEE 802.3at for PoE applications
- Each jack is 100% tested to ensure NEXT and RL performance and is individually serialized for traceability
- Utilize patent-pending enhanced Giga-TX[™] Technology for jack terminations which optimizes performance by maintaining cable pair geometry and eliminating conductor untwist
- Fully grounded and bonded to patch panel when installed in Panduit All Metal Modular Patch Panel
- Contacts plated with 50 microinches of gold for superior performance
- No punchdown tool required; termination tool (EGJT) ensures conductors are fully terminated by utilizing a smooth forward motion without impact on critical internal components for maximum reliability
- Optional termination tool (TGJT) reduces termination time by 25%, ideal for high volume installations
- Can be re-terminated a minimum of twenty times
- Red termination cap designates Category 5e performance and provides positive strain relief; helps control cable bend radius and securely retains wires
- Terminate 4-pair, 22 – 26 AWG, 100 ohm, solid or stranded shielded twisted pair cable
- Universal termination cap is color-coded for T568A and T568B wiring schemes
- Integrated strain relief with wire cap provides 360° conductive path for grounding
- 0.187 in. tab provides conductive path for grounding individual jacks
- Accept 6 and 8-position modular plugs without damage
- Can be clearly identified with optional labels and icons
- Compatible with Mini-Com[®] Modular Patch Panels, Faceplates, and Surface Mount Boxes
- Optional RJ45 blockout device blocks out unauthorized access to jack modules and potentially harmful foreign objects, saving time and money associated with data security breaches, network downtime, repair, and hardware replacement
- Optional dust cap keeps out dust and debris while not in use



CJS5E88TGY



CJSK5E88TGBL

Part Number	Part Description	No. of Module Spaces	Cable Color	Std. Pkg. Qty.	Std. Ctn. Qty.
Non-Keyed Jack Module					
CJS5E88TGY	Category 5e, RJ45, 8-position, 8-wire universal shielded black module with integrated shield.	1	Black	1	50
Keyed Jack Module					
CJSK5E88TGBL*	Keyed, Category 5e, RJ45, 8-position, 8-wire universal shielded black module with integrated shield.	1	Black	1	50

*For standard colors other than Black, replace suffix BL (Black) with BU (Blue), RD (Red), YL (Yellow), GR (Green), OR (Orange), VL (Violet), or GY (Gray), each color representing a different keyed configuration.

Termination tools available on page B.92 of SA-NCCB51.

Shield grounding requires proper installation of shielded jack module and the use of shielded patch cords and cable.

All metal modular patch panels available on page B.69 of SA-NCCB51.

For grounding shielded modules not installed in a shielded patch panel, see the shielded jack module grounding kit, CJSJK-XY on page M.23 of SA-NCCB51.

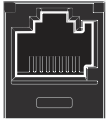
RJ45 blockout device available on page B.88 of SA-NCCB51.

Dust cap available on page B.92 of SA-NCCB51.

Contact customer service for bulk packaged jack modules.

  **Mini-Com® TX5e™ Shielded Jack Modules (continued)**


Keyed Geometry



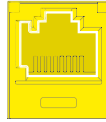
Black Key



Red Key



Green Key



Yellow Key



Orange Key



Blue Key



Violet Key



Intl. Gray Key



Black Key



Red Key



Green Key



Yellow Key



Orange Key



Blue Key



Violet Key



Intl. Gray Key

Component Labels for Mini-Com® TX5e™ Shielded Jack Modules



Suggested Label Solutions for TIA/EIA-606-A Compliance				
Module Part Number	Laser/Ink Jet Desktop Printer Label	TDP43ME Thermal Transfer Desktop Printer Label	PanTher™ LS8E Hand-Held Printer Label	Cougar™ LS9 Hand-Held Printer Label
All TX5e™ Shielded Jack Modules	C138X019FJJ	C138X019YPT	C138X019FJC	T019X000FJC-BK

For complete labeling solutions and product information, reference charts on pages O.1 – O.22 of SA-NCCB51.