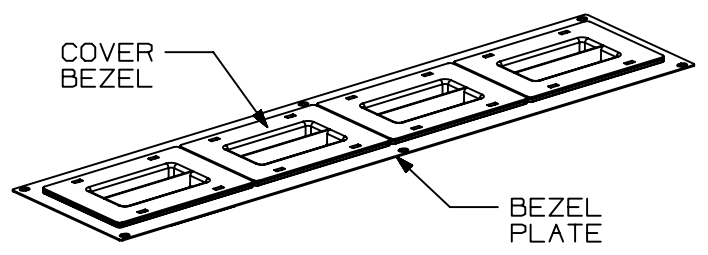


THIS COPY IS PROVIDED ON A RESTRICTED BASIS AND IS NOT TO BE USED IN ANY WAY DETRIMENTAL TO THE INTERESTS OF PANDUIT CORP.

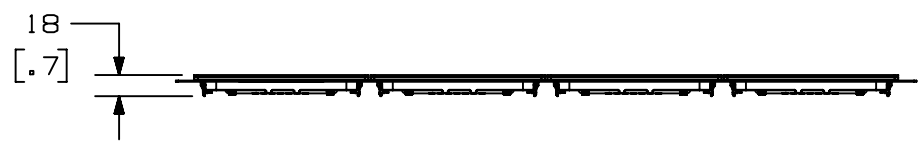
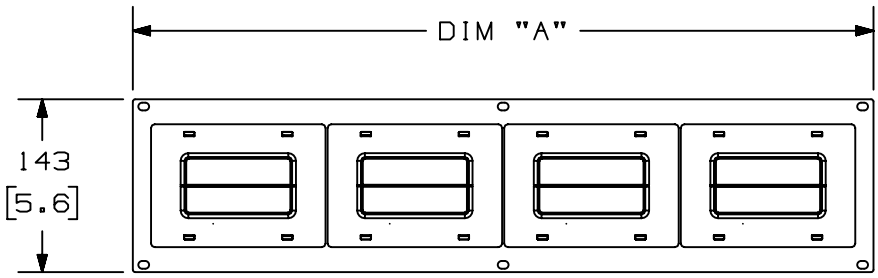
NOTES:

1. VISIT OUR ON-LINE CATALOG AT WWW.PANDUIT.COM FOR A LIST OF CURRENT PARTS APPLICABLE FOR USE WITH THIS PRODUCT.
2. PRIMARY DIMENSIONS ARE IN MILLIMETERS.
3. PARTS SUPPLIED:
 (1) BEZEL PLATE
 (4) COVER BEZEL FOR 1070mm OR (5) FOR 1200mm
 (6) SCREWS (NOT SHOWN)
 (1) INSTALLATION INSTRUCTIONS (NOT SHOWN)



PART NO.	DESCRIPTION	DIM "A"	WEIGHT
XG-TCCB1*	FLEXFUSION TOP CAP COOLBOOT BEZEL KIT 1070mm	612 [24.1]	0.6 Kg/EACH 1.3 LBS/EACH
XG-TCCB2*	FLEXFUSION TOP CAP COOLBOOT BEZEL KIT 1200mm	762 [30.0]	0.7 Kg/EACH 1.5 LBS/EACH

* DENOTES COLOR
 ADD SUFFIX "B" FOR BLACK AND "W" FOR WHITE.



TITLE		FLEXFUSION TOP CAP COOLBOOT BEZEL KIT (XG-TCCB1* & XG-TCCB2*)	
ITEM REVISION NAME		00463NGE/00	
DATASET FILE NAME		00463NGE_DC/00A	
MATERIAL		N/A	
DRAWING NUMBER		00463NGE - DC	
THIRD ANGLE PROJECTION			
DRAWN BY	DATE	CHK	SCALE
MEX-JAGC	7/21/20	MSH	NONE
REV	DATE	BY	CHK
00A	7/21/20	MEX-JAGC	MSH
DESCRIPTION		DRAWING RELEASE	
ECN		V09002EM/02	
SHT 1 OF 1		A	

GLOBAL-ASIZE