

1SNA115987R0100 ✓ ACTIVE

ENTRELEC | ENTRELEC SNA

TE Internal #: 1SNA115987R0100

Modular Terminal Blocks, Disconnect, Screw Clamp Terminal Block, Gray, Product Spacing .235 in [6 mm], 2 Position, Screw Terminal, ENTRELEC SNA

[View on TE.com >](#)



Connectors > Terminal Blocks & Strips > Modular Terminal Blocks



Block Function: **Disconnect**

Modular Terminal Block Product Type: **Screw Clamp Terminal Block**

Rated Cross Section: **4 mm²**

Primary Product Color: **Gray**

Features

Product Type Features

Modular Terminal Block Product Type	Screw Clamp Terminal Block
-------------------------------------	----------------------------

Configuration Features

Gauge Type	A4
Number of Levels	1
Number of Poles	2
Number of Circuits	1
Block Function	Disconnect
Number of Positions	2

Electrical Characteristics

Operating Voltage Rating (UL & CSA) (Max) - Main Circuit	300 V
Impulse Withstanding Voltage Rating (IEC)	4000 V
Voltage Rating (CSA)	600 V
Current Rating (CSA)	15 A
Short-Time Withstanding Current Rating @ 1s	300 A
Voltage Rating (IEC)	400 V



Current Rating (UL)	10 A
Current Rating (IEC)	20 A
Voltage Rating	400 VAC

Body Features

Product Weight	11 g[.388 oz]
Primary Product Color	Gray

Termination Features

Termination Method to Wire & Cable	Screw Terminal
------------------------------------	----------------

Mechanical Attachment

DIN Rail Mounting Type	G32, TH35-15, TH35-7.5
Tightening Torque	4.4 in-lbs
Terminal Block Disconnect Type	Blade
Connector Mounting Type	DIN Rail

Housing Features

Housing Material	Polyamide 6.6
------------------	---------------

Dimensions

Main Circuit Capacity - 1 Rigid Stranded Conductor per Screw Clamp	.5 – 4 mm ²
Wire Stripping Length	9.5 mm[.374 in]
Main Circuit Capacity - 1 Flexible Conductor per Spring Clamp	.5 – 4 mm ²
Tool Size	4 mm[.157 in]
Product Depth	44.5 mm
Product Width	6 mm[.235 in]
Product Length	44.5 mm
Product Height	44.5 mm
Rated Cross Section	4 mm ²
Product Spacing	6 mm[.235 in]
Wire Size	4 mm ²

Usage Conditions

Storage Temperature Range	-55 – 110 °C[-67 – 230 °F]
Installation Temperature Range	-5 – 40 °C[23 – 104 °F]
Operating Temperature Range	-55 – 110 °C[-67 – 230 °F]



Operation/Application

Circuit Application	Signal
---------------------	--------

Industry Standards

IP Rating	IP20
UL Flammability Rating	UL 94V-0

Product Compliance


[For compliance documentation, visit the product page on TE.com>](#)

EU RoHS Directive 2011/65/EU	Compliant with Exemptions
EU ELV Directive 2000/53/EC	Compliant with Exemptions
China RoHS 2 Directive MIIT Order No 32, 2016	Restricted Materials Above Threshold
EU REACH Regulation (EC) No. 1907/2006	Current ECHA Candidate List: JUNE 2022 (224) Candidate List Declared Against: JUL 2021 (219) SVHC > Threshold: Pb (3% in Component) Article Safe Usage Statements: Do not eat, drink or smoke when using this product. Wash thoroughly after handling. Recycle if possible and dispose of the article by following all applicable governmental regulations relevant to your geographic location.
Halogen Content	Not Yet Reviewed for halogen content
Solder Process Capability	Not reviewed for solder process capability


Product Compliance Disclaimer

This information is provided based on reasonable inquiry of our suppliers and represents our current actual knowledge based on the information they provided. This information is subject to change. The part numbers that TE has identified as EU RoHS compliant have a maximum concentration of 0.1% by weight in homogenous materials for lead, hexavalent chromium, mercury, PBB, PBDE, DBP, BBP, DEHP, DIBP, and 0.01% for cadmium, or qualify for an exemption to these limits as defined in the Annexes of Directive 2011/65/EU (RoHS2). Finished electrical and electronic equipment products will be CE marked as required by Directive 2011/65/EU. Components may not be CE marked. Additionally, the part numbers that TE has identified as EU ELV compliant have a maximum concentration of 0.1% by weight in homogenous materials for lead, hexavalent chromium, and mercury, and 0.01% for cadmium, or qualify for an exemption to these limits as defined in the Annexes of Directive 2000/53/EC (ELV). Regarding the REACH Regulation, the information TE provides on SVHC in articles for this part number is based on the latest European Chemicals Agency (ECHA) 'Guidance on requirements for substances in articles' posted at this URL: <https://echa.europa.eu/guidance-documents/guidance-on-reach>

Compatible Parts



TE Part # 1SNA103775R0000
RC65-BL




TE Part # 1SNA103776R0100
RC65-RD



TE Part # 1SNA114825R0500
SCFM6




TE Part # 1SNA163311R2200
PC61-10




TE Part # 1SNA232000R0000
RC65




TE Part # 1SNA233000R0100
RC610




TE Part # 1SNA007865R2600
FC2




TE Part # 1SNA114205R2000
AD2.5




TE Part # 1SNA114994R0700
FEM62




TE Part # 1SNA178745R1400
CBM5



TE Part # 1SNA399903R0200
BADL



TE Part # 1SNA103619R0400
SCFEX1



TE Part # 1SNA103620R0100
SCFEX3



TE Part # 1SNA178746R1500
CBM8

Also in the Series | **ENTRELEC SNA**



Modular Terminal Blocks(182)

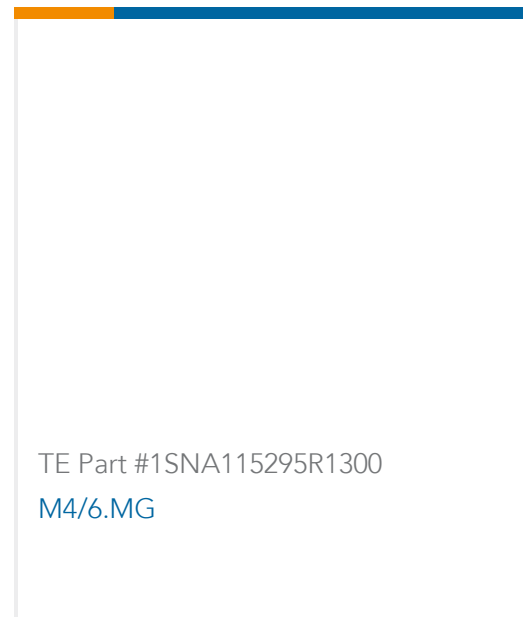
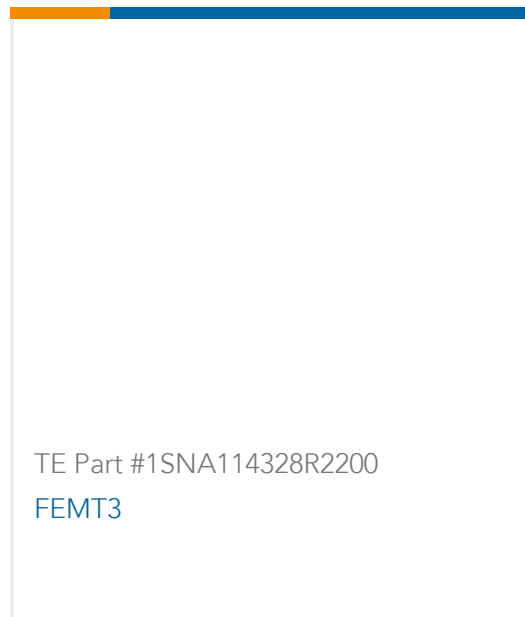
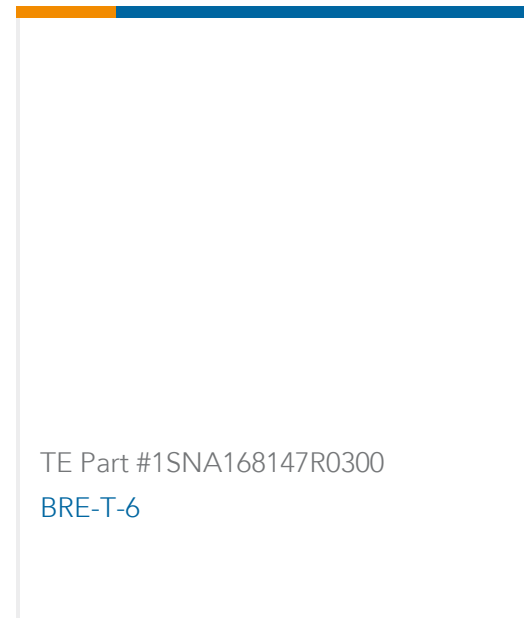
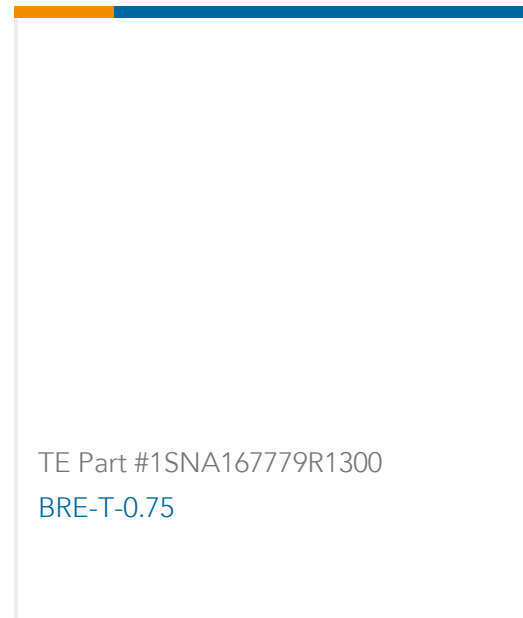
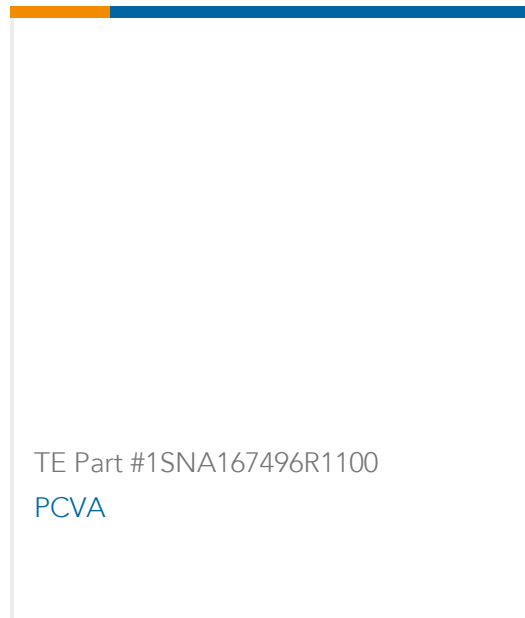
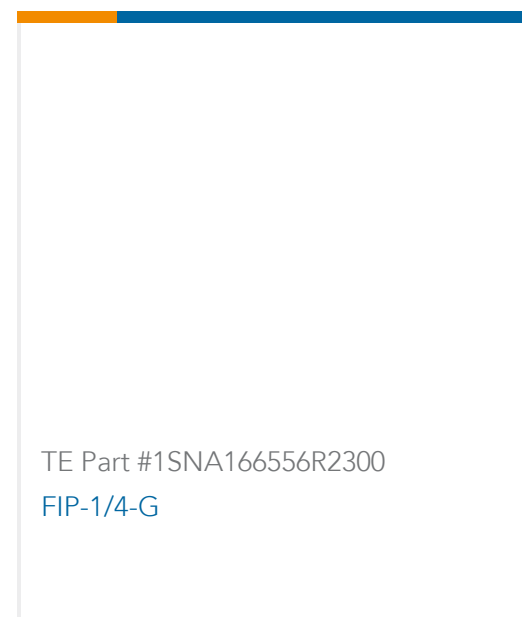
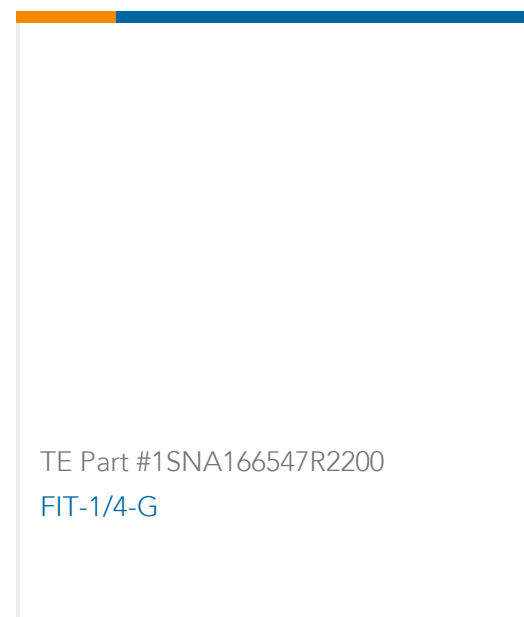


Terminal Block & Strip Conducting Accessories(26)



Terminal Block & Strip Insulating Accessories(14)

Customers Also Bought



Documents

CAD Files

3D PDF

3D

Customer View Model

[ENG_CVM_CVM_1SNA115987R0100_A.2d_dxf.zip](#)

English

Customer View Model

[ENG_CVM_CVM_1SNA115987R0100_A.3d_igs.zip](#)

English

Customer View Model

[ENG_CVM_CVM_1SNA115987R0100_A.3d_stp.zip](#)

English

By downloading the CAD file I accept and agree to the [Terms and Conditions](#) of use.

Datasheets & Catalog Pages

[Catalogue - ENTRELEC terminal-blocks-sna-series](#)

English

[M4/6.SNBT](#)

English

1SNA115987R0100

Modular Terminal Blocks, Disconnect, Screw Clamp Terminal Block, Gray, Product
Spacing .235 in [6 mm], 2 Position, Screw Terminal, ENTRELEC SNA



ENTRELEC Terminal Blocks Catalogue (RUS)