

Panel Meters and Controllers

DC Ammeter and Voltmeter

Type DI3-72 AV6



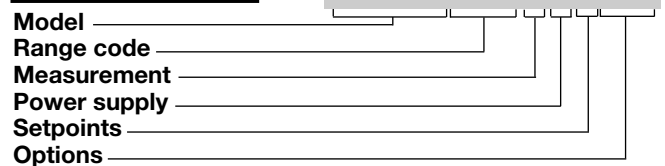
- 3-dgt μ P-based indicator for DC currents or voltages
- Selectable input range
- For panel mounting
- 72 x 72 mm
- Degree of protection (front): IP 50 (IP 65 on request)

Product Description

3-dgt μ P-based meter with double input for DC currents or voltages. With 18 selectable input ranges. The housing is for panel mounting and ensures a degree of protection (front) of IP 50 (IP 65 on request).

Ordering Key

DI3-72AV6DD0XX



Type Selection

Power supply	Options
A: 24 VAC, -15% +10%, 50/60 Hz ¹⁾	XX: None (standard)
B: 48 VAC, -15% +10%, 50/60 Hz ¹⁾	EX: Degree of protection IP 65
C: 115 VAC, -15% +10%, 50/60 Hz ¹⁾	
D: 230 VAC, -15% +10%, 50/60 Hz (standard)	

¹⁾ Power supply on request

Supply Specifications

AC supply	230 VAC, -15% +10%, 50/60 Hz (standard) 24 VAC, 48 VAC, 115 VAC, -15% +10%, 50/60 Hz (on request)
Power consumption	3.2 VA

Input Specifications

Rated input	1 A / 60 mV / 100 V / 500 VDC
Overload protection	
Cont. Current:	1.2 x rated input
Voltage:	1.2 x rated input
For 1 s Current:	5 x rated input
Voltage:	2 x rated input
Accuracy (@ 25°C \pm 5°C, R.H. \leq 60%)	\pm 0.5% f.s., \pm 1 dgt
Temperature drift	\pm 350 ppm/°C
Display	7-segment LED, h 14.2 mm, 3 digits
Sampling rate	1 time/s
Indication	
Max.	999
Min.	-99
Over range	EEE
Under range	-EE
Input range selection	DIP-switch selectable
Decimal point position	DIP-switch selectable

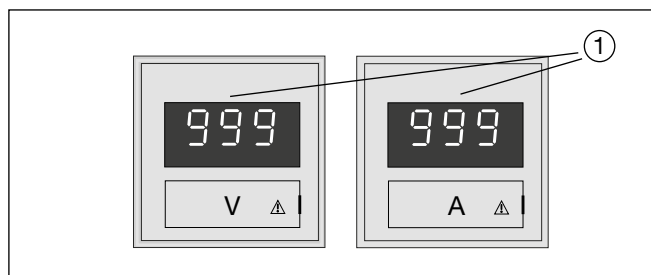
General Specifications

Operating temperature	0 to 50°C (32 to 122°F) (R.H. < 90% non-condensing)
Storage temperature	-10 to 60°C (14 to 140°F) (R.H. < 90% non-condensing)
Insulation reference voltage	300 V _{rms} to ground
Dielectric strength	4000 V _{rms} for 1 minute
Noise rejection	
NMRR	40 dB, 40 to 60 Hz
CMRR	100 dB, 40 to 60 Hz
EMC	IEC 60801-2, IEC 60801-3, IEC 60801-4 (level 2), EN 50 081-1, EN 50 082-1
Safety standards	EN 61 010-1, IEC 61010-1, VDE 0411
Connector	Screw-type
Housing	
Dimensions	72 x 72 x 75 mm
Material	ABS, self-extinguishing: UL 94 V-0
Degree of protection	Front: IP 50 (IP 65 on request) Connections: IP 20
Weight	Approx. 250 g
Approvals	CE, CSA

Range Table

Measurement	Connection	Dec. point position	Input impedance/volt. drop	Resolution	Range code
100 V	Direct	99.9	1 MΩ	0.1 V	AV6
500 V	Direct	999	1 MΩ	1 V	AV6
1 A	Direct	999	1 V	1 mA	AV6
1.5 A	60 mV/1.5 A shunt	9.99	13 kΩ	10 mA	AV6
2.5 A	60 mV/2.5 A shunt	9.99	13 kΩ	10 mA	AV6
4 A	60 mV/4 A shunt	9.99	13 kΩ	10 mA	AV6
6 A	60 mV/6 A shunt	9.99	13 kΩ	10 mA	AV6
10 A	60 mV/10 A shunt	9.99	13 kΩ	10 mA	AV6
15 A	60 mV/15 A shunt	99.9	13 kΩ	100 mA	AV6
25 A	60 mV/25 A shunt	99.9	13 kΩ	100 mA	AV6
40 A	60 mV/40 A shunt	99.9	13 kΩ	100 mA	AV6
60 A	60 mV/60 A shunt	99.9	13 kΩ	100 mA	AV6
100 A	60 mV/100 A shunt	99.9	13 kΩ	100 mA	AV6
150 A	60 mV/150 A shunt	999	13 kΩ	1 A	AV6
250 A	60 mV/250 A shunt	999	13 kΩ	1 A	AV6
400 A	60 mV/400 A shunt	999	13 kΩ	1 A	AV6
600 A	60 mV/600 A shunt	999	13 kΩ	1 A	AV6
1000 A	60 mV/1000 A shunt	999	13 kΩ	1 A	AV6

Front Panel Description



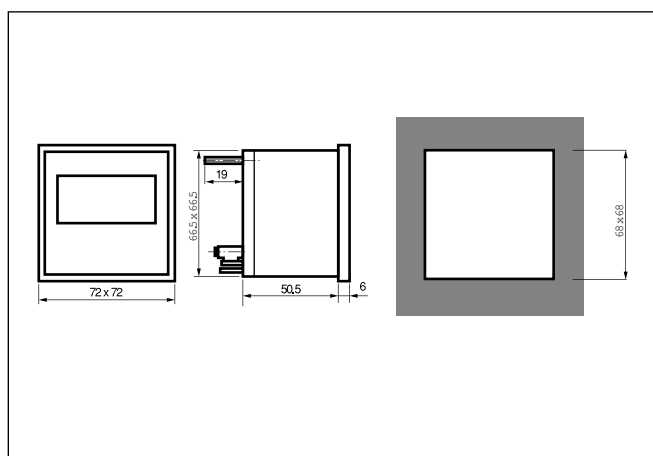
1. Display

3-dgt (maximum read-out 999).

Alphanumeric indication by means of 7-segment display for:

- Displaying of the measured value, over-range.

Dimensions (mm)



Wiring Diagrams

