



GRTE18S-P2462V

GR18

CYLINDRICAL PHOTOELECTRIC SENSORS

SICK
Sensor Intelligence.



Ordering information

| Type | Part no. |
|----------------|----------|
| GRTE18S-P2462V | 1085680 |

Other models and accessories → www.sick.com/GR18

Illustration may differ



Detailed technical data

Features

| | | | | | |
|--|--|-----------|--|------------|--|
| Functional principle | Photoelectric proximity sensor | | | | |
| Functional principle detail | Energetic | | | | |
| Dimensions (W x H x D) | 18 mm x 18 mm x 55.9 mm | | | | |
| Housing design (light emission) | Cylindrical | | | | |
| Housing length | 55.9 mm | | | | |
| Thread length | 31.7 mm | | | | |
| Thread diameter (housing) | M18 x 1 | | | | |
| Optical axis | Axial | | | | |
| Sensing range max. | 5 mm ... 1,000 mm ¹⁾ | | | | |
| Sensing range | 10 mm ... 800 mm ¹⁾ | | | | |
| Type of light | Visible red light | | | | |
| Light source | LED ²⁾ | | | | |
| Light spot size (distance) | Ø 45 mm (800 mm) | | | | |
| Wave length | 650 nm | | | | |
| Adjustment | Potentiometer, 270° | | | | |
| Indication | <table border="0"> <tr> <td style="padding-right: 20px;">LED green</td> <td>Operating indicator Static on: power on</td> </tr> <tr> <td>LED yellow</td> <td>Status of received light beam Static on: object present Static off: object not present</td> </tr> </table> | LED green | Operating indicator Static on: power on | LED yellow | Status of received light beam Static on: object present Static off: object not present |
| LED green | Operating indicator Static on: power on | | | | |
| LED yellow | Status of received light beam Static on: object present Static off: object not present | | | | |
| Special applications | Hygienic and washdown zones | | | | |

¹⁾ Object with 90% remission (based on standard white, DIN 5033).

²⁾ Average service life: 100,000 h at T_J = +25 °C.

Mechanics/electronics

| | |
|--|---|
| Supply voltage | 10 V DC ... 30 V DC ¹⁾ |
| Ripple | < 5 V _{pp} ²⁾ |
| Current consumption | 30 mA |
| Switching output | PNP |
| Output function | Complementary |
| Switching mode | Light/dark switching ³⁾ |
| Signal voltage PNP HIGH/LOW | V _S - (≤ 3 V) / approx. 0 V |
| Output current I_{max.} | ≤ 100 mA ⁴⁾ |
| Response time | < 1,000 μs ⁵⁾ |
| Switching frequency | 500 Hz ⁶⁾ |
| Connection type | Male connector M12, 4-pin |
| Circuit protection | A ⁷⁾ B ⁸⁾ D ⁹⁾ |
| Protection class | III |
| Weight | 45 g |
| Housing material | Stainless steel, Stainless steel V4A (1.4404, 316L) |
| Optics material | Plastic, PMMA |
| Tightening torque, max. | 90 Nm |
| Enclosure rating | IP67 IP68 ¹⁰⁾ IP69K ¹¹⁾ |
| Items supplied | Fastening nuts (2 x) |
| Electromagnetic compatibility (EMC) | EN 60947-5-2 |
| Ambient operating temperature | -25 °C ... +55 °C ¹²⁾ |
| Ambient temperature, storage | -30 °C ... +75 °C |
| UL File No. | NRKH.E348498 & NRKH7.E348498 |

¹⁾ Limit values. Operated in short-circuit protected network: max. 8 A.

²⁾ May not exceed or fall below U_v tolerances.

³⁾ Q = light switching; Q̄ = dark switching.

⁴⁾ At U_v > 24 V or ambient temperature > 49 °C, I_A max. = 50 mA.

⁵⁾ Signal transit time with resistive load.

⁶⁾ With light/dark ratio 1:1.

⁷⁾ A = V_S connections reverse-polarity protected.

⁸⁾ B = inputs and output reverse-polarity protected.

⁹⁾ D = outputs overcurrent and short-circuit protected.

¹⁰⁾ According to EN 60529 (10 m water depth / 24 h).

¹¹⁾ According to ISO 20653:2013-03.

¹²⁾ At U_v ≤ 24V and I_A < 50mA.

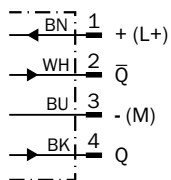
Classifications

| | |
|---------------------|----------|
| eCl@ss 5.0 | 27270903 |
| eCl@ss 5.1.4 | 27270903 |
| eCl@ss 6.0 | 27270903 |

| | |
|-----------------------|----------|
| eCl@ss 6.2 | 27270903 |
| eCl@ss 7.0 | 27270903 |
| eCl@ss 8.0 | 27270903 |
| eCl@ss 8.1 | 27270903 |
| eCl@ss 9.0 | 27270903 |
| eCl@ss 10.0 | 27270904 |
| eCl@ss 11.0 | 27270904 |
| eCl@ss 12.0 | 27270903 |
| ETIM 5.0 | EC001821 |
| ETIM 6.0 | EC001821 |
| ETIM 7.0 | EC002719 |
| ETIM 8.0 | EC002719 |
| UNSPSC 16.0901 | 39121528 |

Connection diagram

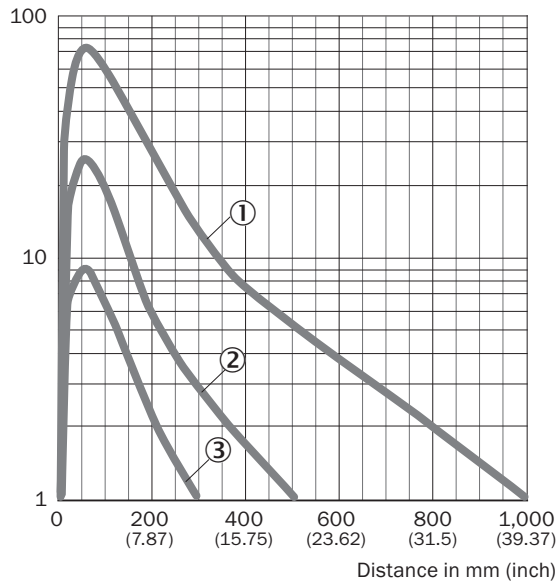
Cd-084



Characteristic curve

GRTE18, 800 mm

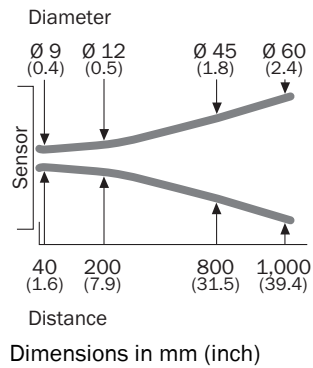
Operating reserve



- ① Sensing range on black, 6% remission
- ② Sensing range on gray, 20% remission
- ③ Sensing range on white, 90% remission

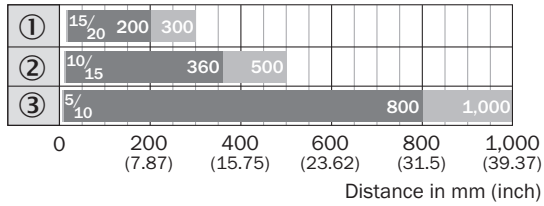
Light spot size

GRTE18, 800 mm



Sensing range diagram

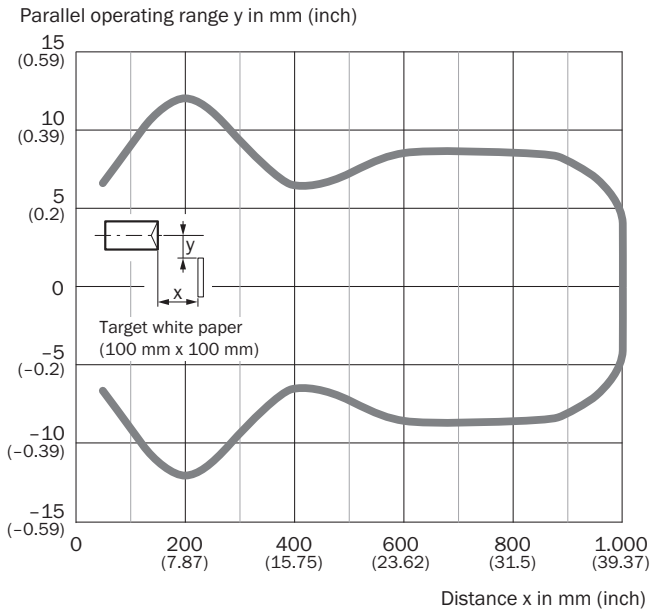
GRTE18, 800 mm



- Sensing range
- Sensing range max. typ.
- ① Sensing range on black, 6% remission
- ② Sensing range on gray, 20 % remission
- ③ Sensing range on white, 90% remission

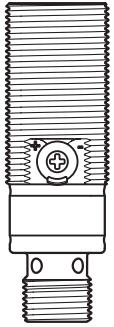
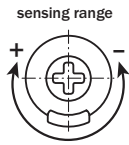
Response range

GRTE18, 800 mm



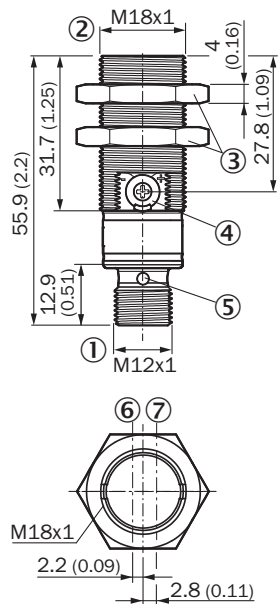
Adjustments

GRTB18(S) Inox, GRTE18(S) Inox, Sensing range setting: Potentiometer, 270°



Dimensional drawing (Dimensions in mm (inch))



GR18S Inox, connector, straight



- ① Connection
- ② Threaded mounting hole M18 x 1
- ③ Fastening nuts (2 x); width across 24, stainless steel
- ④ Potentiometer, 270°
- ⑤ LED indicator (4 x)
- ⑥ Optical axis, receiver
- ⑦ Optical axis, sender

Recommended accessories

Other models and accessories → www.sick.com/GR18

| | Brief description | Type | Part no. |
|---|--|-----------------|----------|
| Mounting brackets and plates | | | |
|  | Mounting bracket for M18 sensors, stainless steel, without mounting hardware | BEF-WN-M18N | 5320947 |
| Plug connectors and cables | | | |
|  | Head A: female connector, M12, 4-pin, straight Head B: Flying leads Cable: Sensor/actuator cable, PVC, unshielded, 5 m This product is generally resistant to chemical cleaning agents (see ECOLAB). Please do not use cleaning agents of any other Kind., Not resistant against lactic acid & hydrogen peroxide (H2O2) | DOL-1204-G05MNI | 6052615 |

SICK AT A GLANCE

SICK is one of the leading manufacturers of intelligent sensors and sensor solutions for industrial applications. A unique range of products and services creates the perfect basis for controlling processes securely and efficiently, protecting individuals from accidents and preventing damage to the environment.

We have extensive experience in a wide range of industries and understand their processes and requirements. With intelligent sensors, we can deliver exactly what our customers need. In application centers in Europe, Asia and North America, system solutions are tested and optimized in accordance with customer specifications. All this makes us a reliable supplier and development partner.

Comprehensive services complete our offering: SICK LifeTime Services provide support throughout the machine life cycle and ensure safety and productivity.

For us, that is “Sensor Intelligence.”

WORLDWIDE PRESENCE:

Contacts and other locations –www.sick.com