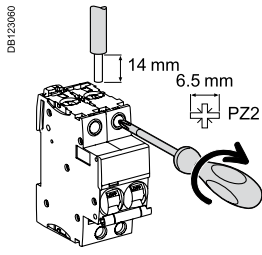
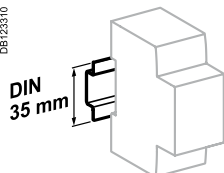


iC60N circuit breakers (curve B, C, D) (cont.)

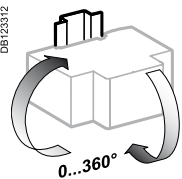
Connection



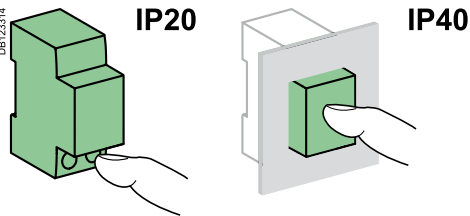
Rating	Tightening torque	Without accessory		With accessories		
		Rigid	Flexible or ferrule	50 mm ² Al terminal	Screw-on connection for ring terminal	Multi-cables terminal
0.5 to 25 A	2 N.m	DB112945	DB112946	DB112935	DB118789	DB118787
32 to 63 A	3.5 N.m	1 to 25 mm ²	1 to 16 mm ² 1 to 25 mm ²	- 50 mm ²	∅ 5 mm	- 3 x 16 mm ² 3 x 10 mm ²



Clip on DIN rail 35 mm.



Indifferent position of installation.



Technical data

Main characteristics	
According to IEC/EN 60947-2	
Insulation voltage (Ui)	500 V AC
Pollution degree	3
Rated impulse withstand voltage (Uimp)	6 kV
Thermal tripping	Reference temperature 50 °C
	Temperature derating See module CA908007
Magnetic tripping	B curve 4 In ± 20 %
	C curve 8 In ± 20 %
	D curve 12 In ± 20 %
Utilization category	A
According to IEC/EN 60898-1	
Limitation class	3
Rated making and breaking capacity of an individual pole (Icn1)	Icn1 = Icn
Additional characteristics	
Breaking capacity under 1 pole with IT 380-415 V isolated neutral system (case of double fault)	40 A 4 kA 50/63 A 3 kA
Degree of protection (IEC 60529)	Device only IP20 Device in modular enclosure IP40 Insulation class II
Endurance (O-C)	Electrical 10,000 cycles Mechanical 20,000 cycles
Overvoltage category (IEC 60364)	IV
Operating temperature	-35°C to +70°C
Storage temperature	-40°C to +85°C
Tropicalization (IEC 60068-1)	Treatment 2 (relative humidity 95 % to 55°C)

Weight (g)

Circuit-breaker	
Type	iC60N
1P	125
2P	250
3P	375
4P	500

Dimensions (mm)

