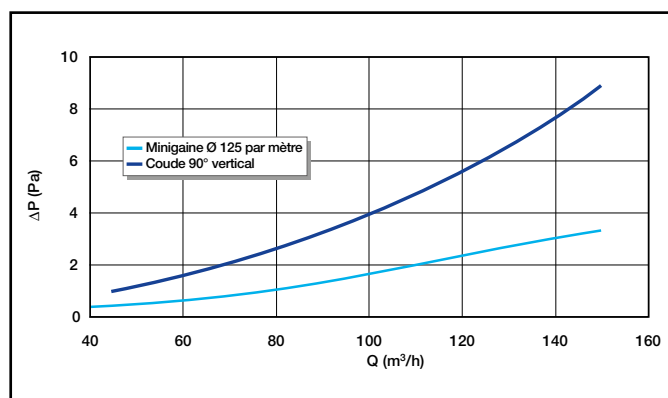


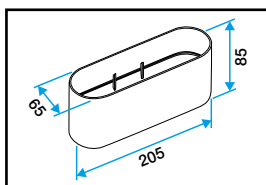
## MINIGAINE 60 x 200

Désignation	Code
Minigaine barre 1 m	11023085
Minigaine barre 3 m	11023971
Filet 2 m raccord souple Minigaine	11023009

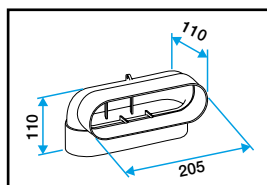
## Pertes de charges



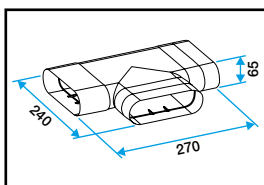
## Encombrement accessoires (mm)



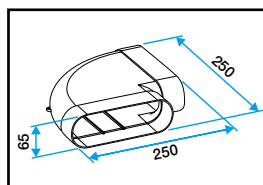
Raccord femelle  
11023970



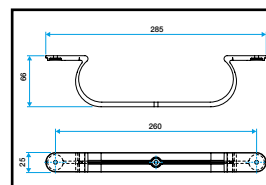
Coude vertical 90°  
11023974



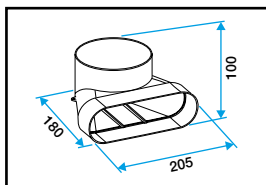
Té 90° horizontal  
11023980



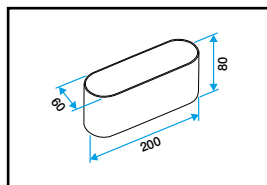
Coude horizontal 90°  
11023973



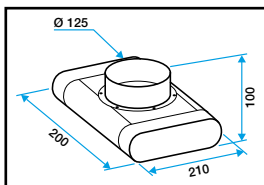
Bride de fixation  
11028081



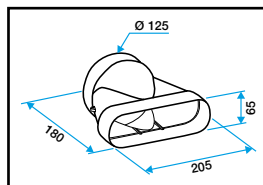
Coude vertical 90°  
pour bouche Ø 125 mm  
11023975



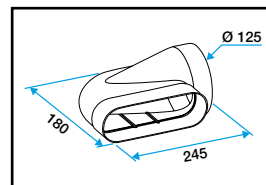
Raccord mâle  
11023083



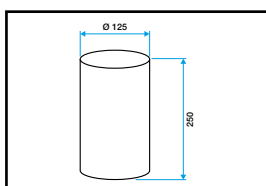
Té vertical  
pour bouche Ø 125 mm  
11023979



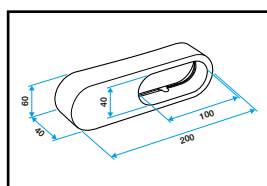
Raccord pour conduit  
circulaire Ø 125 mm  
11023995



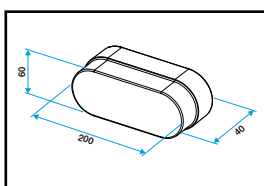
Coude horizontal 90°  
pour conduit Ø 125 mm  
11023994



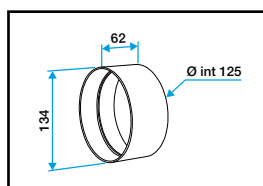
Rallonge circulaire  
Ø 125 mm  
11023088



Réduction  
11023972



Bouchon  
11023084



Raccord femelle entre  
rallonge et accessoire  
mixte pour bouche  
11023086

## Le saviez-vous ?

• Les rallonges circulaires permettent de raccorder une bouche à un réseau Minigaine en s'adaptant à l'épaisseur de la paroi.

• **En Ø 80 :**  
Rallonge +  
coude vertical  
pour bouche



• **En Ø 125 :**  
Rallonge +  
raccord femelle +  
coude vertical  
pour bouche

