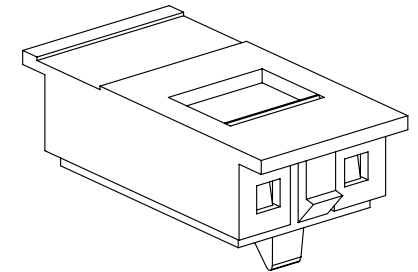
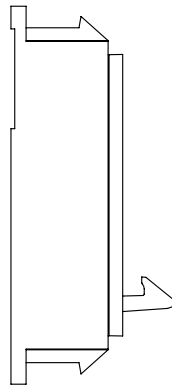
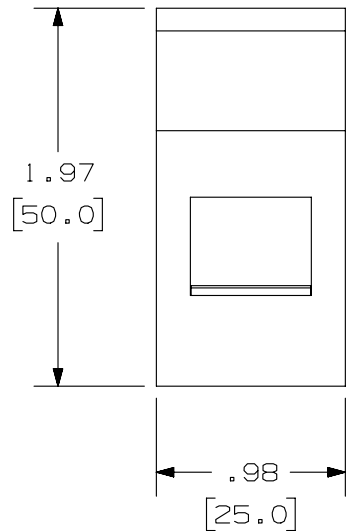
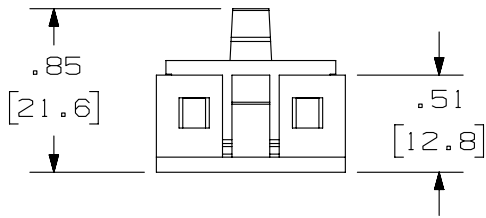


THIS COPY IS PROVIDED ON A RESTRICTED BASIS AND IS NOT TO BE USED IN ANY WAY DETRIMENTAL TO THE INTERESTS OF PANDUIT CORP.



PANDUIT P/N	WEIGHT
CM6CES** - X	.19 LB/10 PCS (86.8 g/10 PCS)

NOTES:

1. SEE CURRENT CATALOG FOR ADDITIONAL PART NUMBER SUFFIXES TO INDICATE COLOR AND OR PACKAGE QUANTITY.
2. SEE CATALOG FOR A COMPLETE LIST OF PARTS APPLICABLE FOR USE WITH THIS PART.
3. THIS PART IS USED TO SNAP INTO A STANDARD U.K. LJU6CE (25mm X 50mm) OPENING.
4. DIMENSIONS IN [] ARE IN METRIC.

PART NUMBER		CM6CES** - X	
TITLE			
MINI-COM 1 POSITION SHUTTERED LJU6CE ADAPTER			
CUSTOMER DRAWING			
ITEM REVISION NAME		M01015AA/01	
DATASET FILE NAME		M01015AA_DC/01B	
UNLESS OTHERWISE SPECIFIED, DIMENSIONAL TOLERANCES ARE: IN [mm]		MATERIAL:	
.x ± .xxx ± .010 [.3]		ABS	
.xx ± .03 [.8]		DRAWING NUMBER:	
ANGLES ±		01015-03	
THIRD ANGLE PROJECTION		SHT 1 OF 1	
DRAWN BY	DATE	CHK	SCALE
JSP	1-19-05	MJD	NONE
REV	DATE	BY	CHK
2	6/17/14	JSP	REFR
APR	DESCRIPTION		ECN
MMR	REVISED AND REDRAWN, PREVIOUS REVISIONS HAVE BEEN OMITTED.		01015-03

D10100DA/14

2

1

2

1