

Product designation				Rotary cam switches
Product type designation				GX20
General characteristics				
Switching diagram				124 - Multi-step 0-1-2-3 2 poles
N° of elements				3
Mounting form				P - Plastic enclosure with black handle
Contact characteristics				
Rated insulation voltage U_i	IEC/EN	V	690	
	UL/CSA	V	600	
Rated impulse withstand voltage U_{imp}			kV	6
Conventional free air thermal current I_{th}	IEC/EN	A	20	
	UL/CSA	A	15	
Rated operational voltage			V	440
Rated operational impulse voltage			kV	4
Maximum fuse size for short-circuit protection I_n (gG)	10kA	A	20	
	15kA	A	20	
	25kA	A	20	
Rated short time current I_{cw}			1s	A
				250
Conductivity				10/5 mA/V
Operational current I_e IEC/EN	AC1/AC21A		A	20
	AC15			
	110V	A	10	
	220/230V	A	8	
	380/400V	A	6	
	660/690V	A	1.5	
Rated operational power in AC	Three-phase AC-3			
	220/230V	kW	3.7	
	380/440V	kW	5.5	
	500/690V	kW	5.5	
	Single-phase AC-3			
	110V	kW	0.75	
	220/230V	kW	1.8	
	380/440V	kW	3	
	Three-phase AC23A			
	220/230V	kW	4	
	380/440V	kW	7.5	
	500/690V	kW	7.5	
Single-phase AC23A				
110V	kW	0.75		
220/230V	kW	2.2		
380/440V	kW	3.5		
Rated operational current in DC				

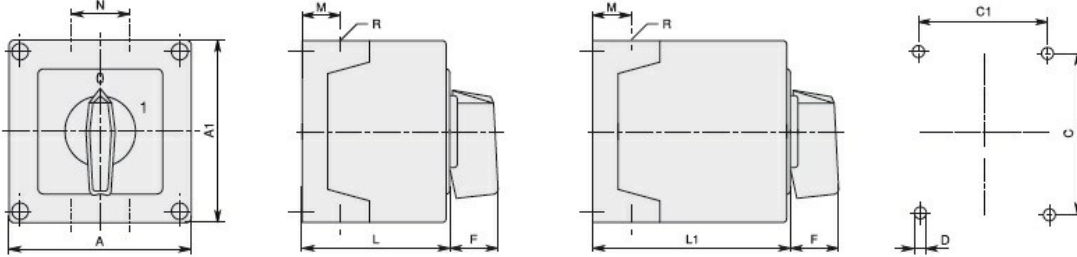
DC21A				
	48V	A	20	
	60V	A	20	
	110V	A	4	
	220V	A	0.6	
	440V	A	0.25	
DC23A (poles in series)				
	24V	A	20 (1)	
	48V	A	20 (2)	
	60V	A	20 (3)	
	110V	A	10 (3)	
	220V	A	8 (4)	
DC13				
	24V	A	20	
	48V	A	16	
	60V	A	12	
	110V	A	1	
	220V	A	0.4	
	440V	A	0.15	
Power dissipation		W	0.6	
Mechanical features				
Terminals screw				M3
Tightening torque for terminals max		Nm	0.8	
Conductor size				
AWG - Rigid cable				
	min	AWG	20	
	Max	AWG	12	
AWG - Flexible cable				
	min	AWG	20	
	Max	AWG	12	
Conductor size (IEC) - Flexible cable				
	min	mm ²	0.5	
	Max	mm ²	2.5	
Conductor size (IEC) - Rigid cable				
	min	mm ²	0.5	
	Max	mm ²	2.5	
Mechanical life		cycles	1X10 ⁶	
UL technical data				
Motor power for direct-on-line control				
for three-phase motor				
	120V	HP	1.5	
	240V	HP	3	
	480V	HP	5	
	600V	HP	5	
for single-phase motor				
	120V	HP	0.75	
	240V	HP	1.5	
Ambient conditions				
Temperature				
Operating temperature				
	min	°C	-25	
	max	°C	+55	
Storage temperature				
	min	°C	-40	

max °C +70

Resistance & Protection

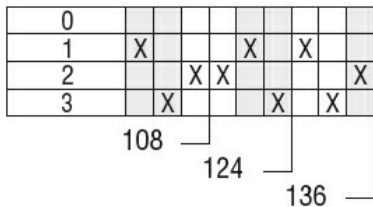
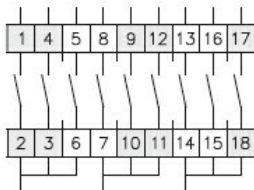
Frontal IP degree	IP65
Terminals IP degree	IP20

Dimensions



GX16	90x90	1-2	3-5	90	90	79	79	4.5	25	19	30	71.3	98.3	4xPG16	IP65
GX20		1-2	3-5												
GX16	110x110	1-3	4-7	110	110	98.4	83	4.5	32	21	39.5	85.5	119.5	4xPG21	IP65
GX20		1-3	4-7												
GX32		1-2	3-4												
GX40		1-2	3-4												

Wiring diagrams



Certifications and compliance

Compliance

- IEC/EN/BS 60947-1
- IEC/EN/BS 60947-3
- IEC/EN/BS 60947-5-1
- IEC/EN/BS 61058-1

Certificates

EAC

ETIM classification

ETIM 8.0

EC001029 -
Selector switch,
complete