



Product designation	Switch disconnecter		
Product type designation	GE		
Number of poles	Nr.	3	
Operating voltage type		AC	
<b>Contact characteristics</b>			
IEC Conventional free air thermal current I <sub>th</sub>	A	800	
Rated insulation voltage U <sub>i</sub> IEC/EN	V	1000	
Rated impulse withstand voltage U <sub>imp</sub>	kV	12	
Operating current I <sub>e</sub>			
AC21A			
	400V	A	800
	500V	A	800
	690V	A	800
AC22A			
	400V	A	800
	500V	A	800
	690V	A	500
AC23A			
	400V	A	800
	500V	A	500
	690V	A	315
Power dissipation per pole max	W	56	
Rated operational power AC23A			
	400V	kW	443
	690V	kW	300
Rated short time current (1s) I <sub>cw</sub> (rms)	kA	16	
Conditional short-circuit current (rms)	kA	100	
Short-circuit protection with fuse	Class/A	gG800	
Making capacity AC23A 400V	A	6300	
Breaking capacity AC23A 400V	A	5000	
Mechanical life	cycles	10000	
Electrical life AC21A	cycles	500 (AC23A 400V)	
<b>Mechanical features</b>			
Operating position	normal allowable	Vertical plan Any	
Fixing		Screw	
Terminals	type screw	Bar M10	
Tightening torque for terminals	max	I <sub>bin</sub>	10
Bar dimensions max			30x5

**Ambient conditions**

Operating temperature

min	°C	-25
max	°C	55

Storage temperature

min	°C	-40
max	°C	70

Max altitude

m	3000
---	------

**Resistance & Protection**

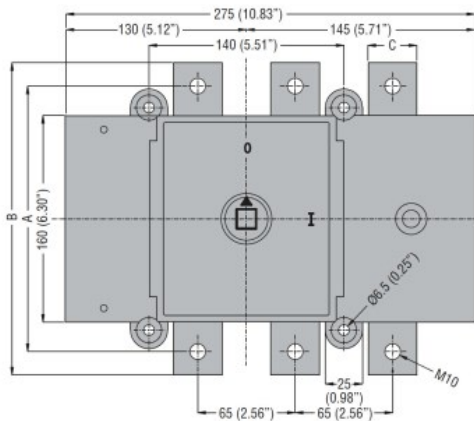
Frontal IP degree

IP20

Pollution degree

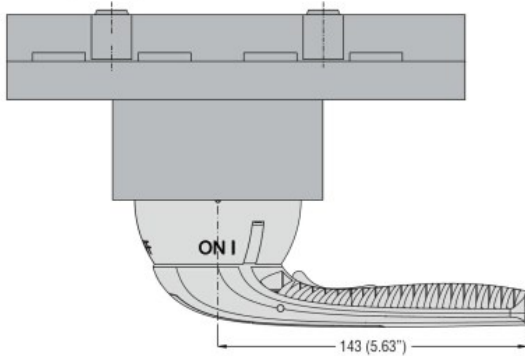
3

**Dimensions**

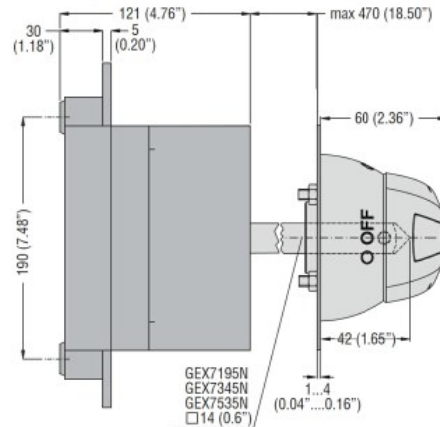


Type	A	B	C
GE0500	190 (7.48")	220 (8.66")	25 (0.98")
GE0630	205 (8.07")	235 (9.25")	30 (1.18")
GE0800	205 (8.07")	235 (9.25")	30 (1.18")

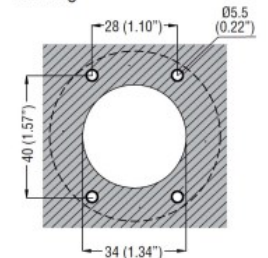
Direct operating version with handle GEX67ND



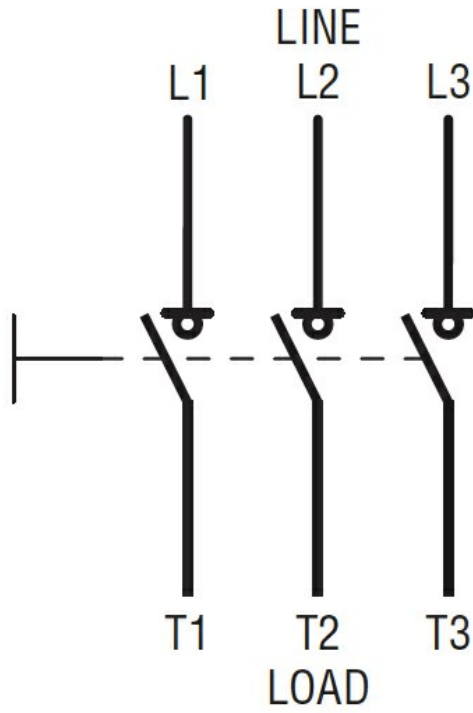
Door coupling version with handle GEX67N - GEX67NB



Drilling



**Wiring diagrams**



**Certifications and compliance**

Compliance

IEC/EN 60947-1

IEC/EN 60947-3

Certifications

EAC

**ETIM classification**

ETIM 8.0

EC000216 -  
 Switch  
 disconnecter