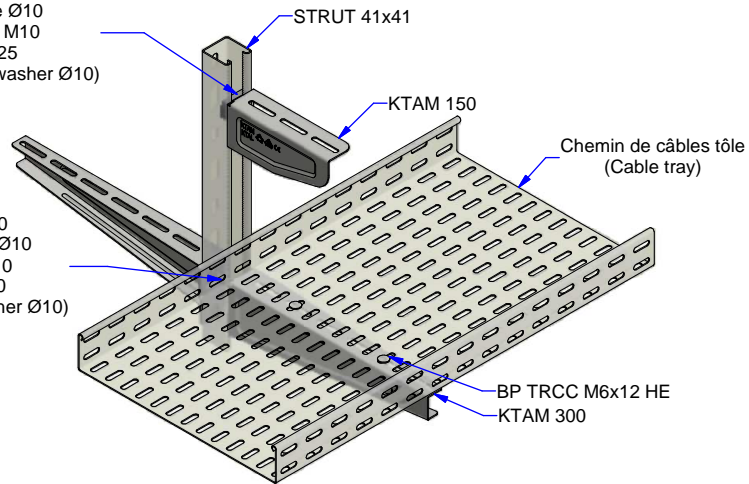
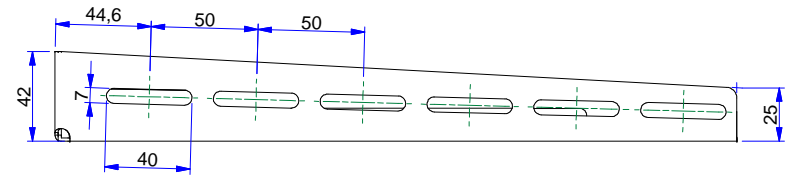


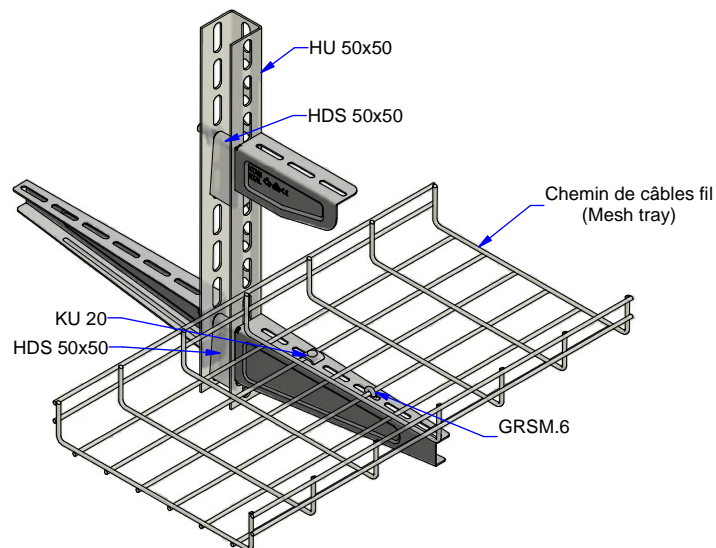
Vis TH M10x25
+ Rondelle plate Ø10
+ Ecrou rainuré M10
(Screw M10x25
+ Nut M10 + flat washer Ø10)



Vis TH M10x70
+ Rondelle plate Ø10
+ Ecrou HE M10
(Screw M10x70
+ Nut M10 + flat washer Ø10)



Description	Code	Masse/Weight	Ep./Th.	H	l./w.	daN
		Kg/p	mm	mm	mm	
KTAM 100 SZ	701986	0,20	1,50	60	110	120
KTAM 150 SZ	709855	0,22	1,50	60	160	120
KTAM 200 SZ	701987	0,30	1,50	80	210	120
KTAM 300 SZ	701988	0,44	1,50	82	320	150
KTAM 400 SZ	701989	0,50	1,50	82	420	150
KTAM 500 SZ	701990	1,06	1,75	115	510	120
KTAM 600 SZ	701991	1,40	2,00	115	610	120



G : Pre-galvanised according to NF EN 10346 (S220 GD / Z).

SZ : Tôle d'acier galvanisé avant fabrication suivant NF EN 10346 (S220 GD / Z).



www.niedaxfrance.fr

KTAM SZ
KTAM G



ASSISTANCE TECHNIQUE
+33 (0)1 55 95 92 17
pole.technique@niedax.fr

FT03215

NIEDAX
France

