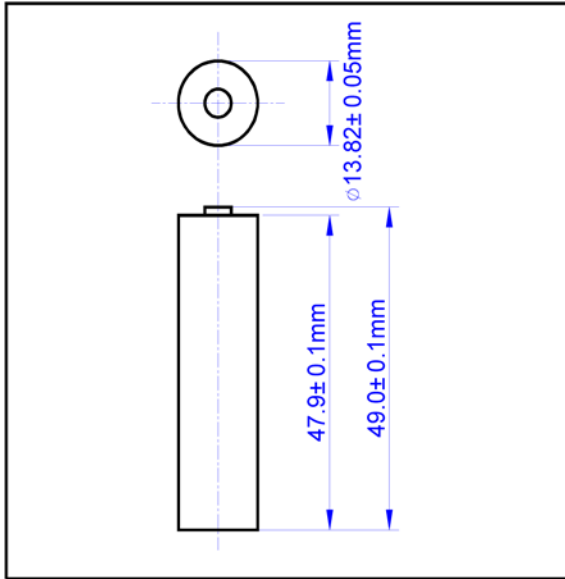


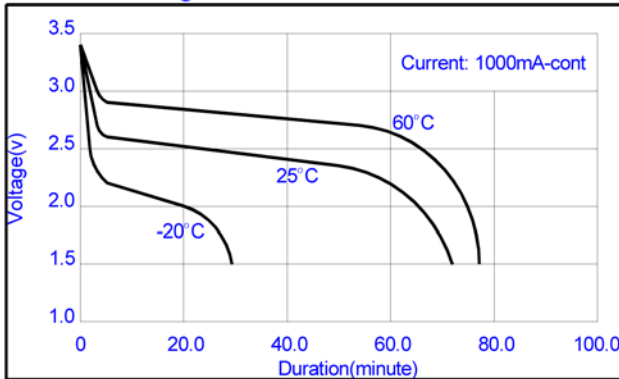
Cell Type CR14505

Specification

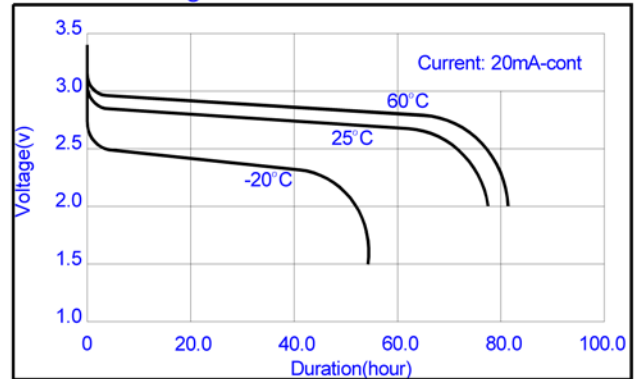


Nominal Voltage		3.0V
Dimensions (Max.)	Diameter	14.5mm
	Height	50.5mm
Ref.Weight		17.0g
Nominal Capacity		1500mAh
Continuous Standard Load		20mA
Cut off Voltage		2.0V
Maximum Continuous Discharge Current		1000mA
Maximum Pulse Discharge Current		3000mA
Operating Temperature		-40 ~ 60°C

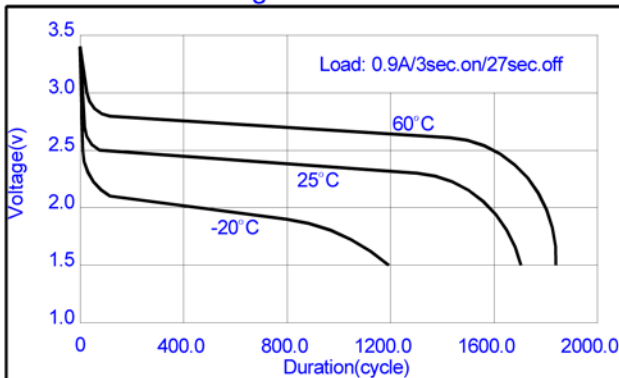
Discharge Characteristics



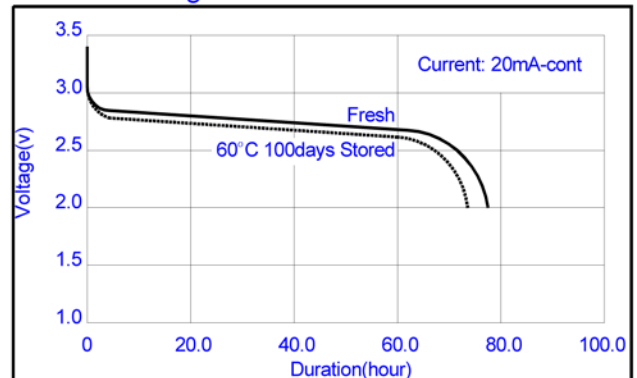
Discharge Characteristics



Pulse Discharge Characteristics



Discharge Characteristics



WARNING:

- Do not charge, disassemble, heat above 100°C or incinerate.
- Do not mix fresh batteries and used batteries or other types of battery together.
- Do not short circuit.