

2

1

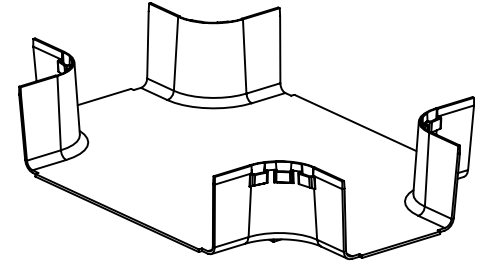
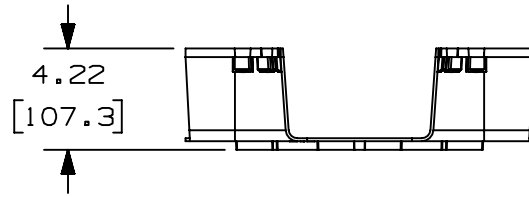
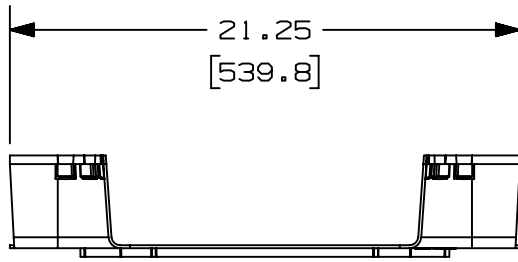
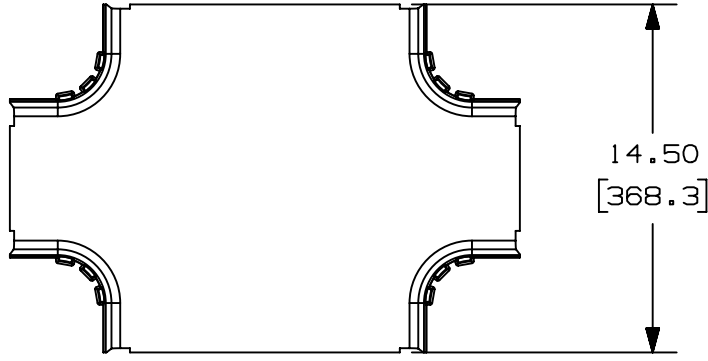
THIS COPY IS PROVIDED ON A RESTRICTED BASIS AND IS NOT TO BE USED IN ANY WAY DETRIMENTAL TO THE INTERESTS OF PANDUIT CORP.

PANDUIT PART NUMBER	WEIGHT	MATERIAL
FRFWC12X4W6**	2.1 LB/EACH (952g/EACH)	ABS
FRFWC12X4W6L**	2.1 LB/EACH (952g/EACH)	PC/ABS



NOTES:

1. SEE CURRENT CATALOG FOR ADDITIONAL PART SUFFIXES TO INDICATE COLOR AND/OR PACKAGE QUANTITY.
2. THE FIBERRUNNER 12x4 FOUR-WAY CROSS WITH 6" EXITS IS DESIGNED WITH A MINIMUM 2" (50.8) BEND RADIUS TO PROTECT FIBER OPTIC CABLES.
3. DIMENSIONS IN PARENTHESES ARE IN METRIC.



B

B

A

A

XGLOBAL_ASIZE

REV	DATE	BY	CHK	APR	DESCRIPTION	ECN
02A	1-16-20	MES	DWR	DWR	F. ADDED FRFWC12X4L** PART NUMBER	V09002DZ/01

TITLE FIBERRUNNER 12x4 FOUR-WAY CROSS WITH 6" EXITS (FRFWC12X4W6**, FRFWC12X4W6L**)					
CUSTOMER DRAWING					
ITEM REVISION NAME D37617CA/05					
DATASET FILE NAME D37617CA_DC/02A					
UNLESS OTHERWISE SPECIFIED, DIMENSIONAL TOLERANCES ARE: IN [mm]			MATERIAL: SEE PART NUMBER TABLE ABOVE		
(.X) ± .03 (.8) (.XXX) ± .03 (1.0) (.XX) ± .03 (.8) ANGLES ±			DRAWING NUMBER: 37617-75		
		THIRD ANGLE PROJECTION			
DRAWN BY JNHU	DATE 1-2-01	CHK HIW	SCALE NONE	SHT 1 OF 1	
					SIZE A

2

1