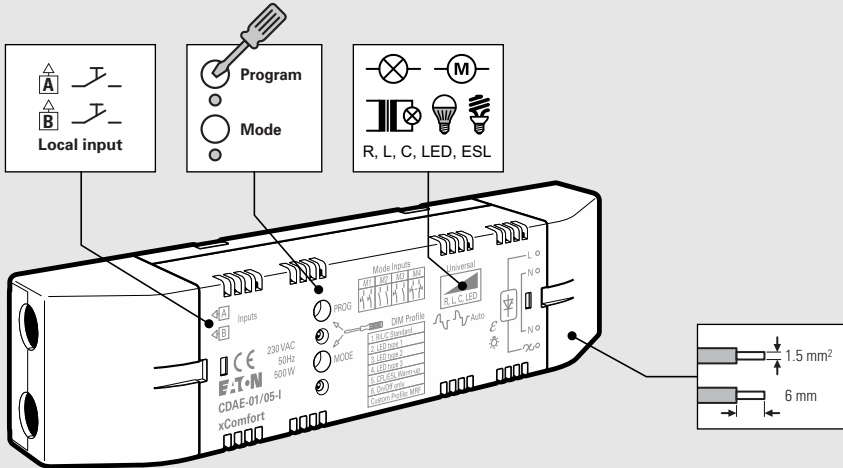
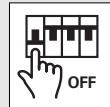


Smart Dimming Actuator CDAE-01/04, CDAE-01/05-I, CDAE-01/05-E

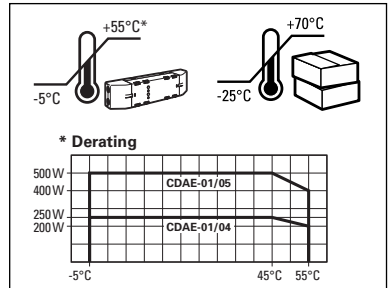


| Actuator | Type | Load |
|--------------|-------------|-------|
| CDAE-01/04 | | 250 W |
| CDAE-01/05-I | Local input | 500 W |
| CDAE-01/05-E | EMS, kWh | 500 W |



Technical Data / Technische gegevens / Tekniske data / Technische Daten / Technická data

| | |
|---|---|
| Power supply | 230 VAC +10% -15%, 50 Hz |
| Load | 0 - 250/500 W (0 - 250/500 VA) LED, ESL: 0 - 100/200 W* * Depending on the lamp type. |
| Power standby (Typical) | 325 mW (EMS type: 425 mW) |
| EMS | 0.5 W to 250/500 W, 5% ±0.5 W (>0.5 W) |
| Local Input | 230 VAC (Max. 265 V) |
| Binary Input voltage | Maximum 265 V (Same phase) |
| Input contact resistance | < 10 kΩ reliably ON, > 50 kΩ reliably OFF |
| Voltage difference | < 1 V reliably ON > 3 V reliably OFF |
| Overload protected (Auto recovery) | |
| Short-circuit protected (Auto recovery) | |
| Dimensions | 150 x 34 x 28 mm (H x W x D) |

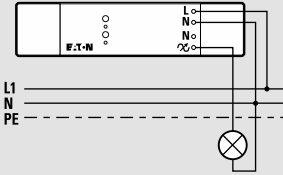


| | |
|---------------|--------------|
| MRF | Version 2.44 |
| RM | Version V41c |
| SHC-RF | Version 2.1 |
| ECI-RF | Version 2.01 |
| USB-RF | Version 2.10 |

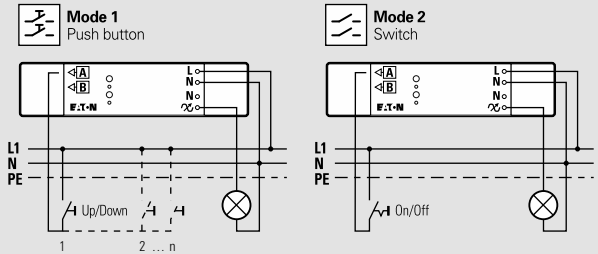


Wiring diagrams / Aansluitschema's / Koblingskjemaer / Schaltpläne / Schéma zapojení

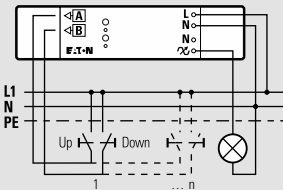
CDAE-01/04, CDAE-01/05-E



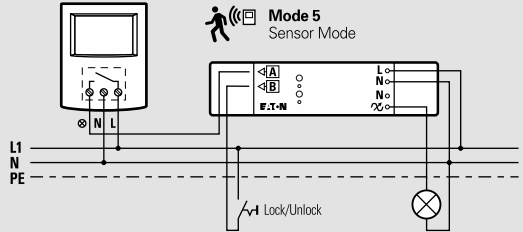
CDAE-01/05-I with Local Inputs



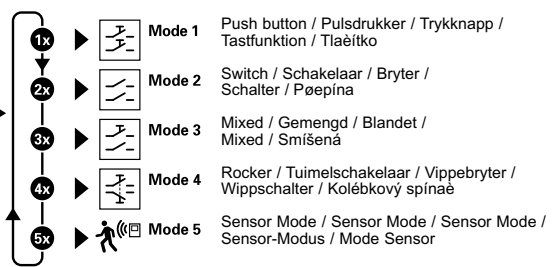
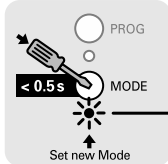
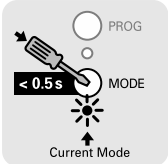
**Mode 4
Rocker**



**Mode 5
Sensor Mode**

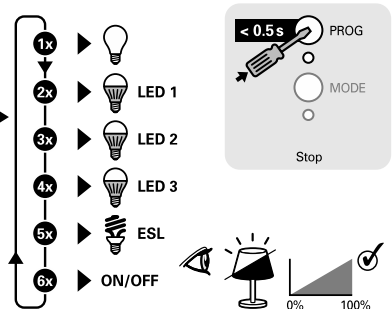
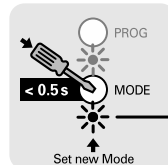
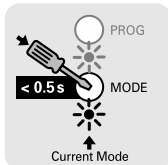
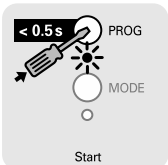


Set Local Input Mode / Lokale Ingang toewijzen / Tildele Lokal Inngang / Zuweisung lokaler Eingang / Přirazení místního vstupu (CDAE-01/05-I)



See wiring examples for modes 1, 2, 4 and 5.
Zie bedringsvoorbeelden modi 1, 2, 4 en 5.
Se koblingseksempler for modi 1, 2, 4 og 5.
Siehe Schaltbeispiele für die Modi 1, 2, 4 und 5.
Viz Příklady zapojení pro režimy 1, 2, 4 a 5.

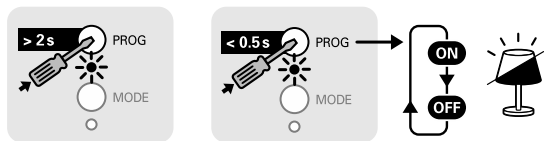
Set Dim Profile / Dim Profil instellen / Stille inn dimmprofil / Einstellen des Dim Profil / Nastavení Dim profil



See LED compatibility list for correct LED Dim Profile.
Zie de LED-compatibiliteitslijst voor het juiste LED Dim-profiel.
Se LED-kompatibilitetslister for korrekt LED dimmprofil.
Siehe LED-Kompatibilitätsliste für das korrekte LED Dim Profil.
Viz LED seznam kompatibilních pro správnou LED Dim Profilu.



Manual switching - test / Handmatig schakelen - test / Manuell betjening - test / Handschaltung - Test / Ruční přepínání / test




Assign Sensor in Basic Mode / Sensor in Basic Mode toewijzen / Tilknytte i Basic Mode / Zuweisen im Basic Mode / Přihádit v základním režimu



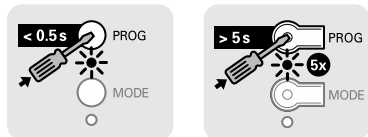
Remove Sensor in Basic Mode / Sensor in Basic Mode verwijderen / Fjerne i Basic Mode / Löschen im Basic Mode / Odstranit v základním režimu



Identify in MRF / Identificeren in MRF / Identifiser i MRF / Identifizieren im MRF / Identifikace v MRF



Back to factory default / Terug naar fabrieksinstellingen / Tilbake til fabrikkinnstillinger / Auf Auslieferungszustand zurücksetzen / Zpět na tovární hodnoty





Declaration of Conformity

We, EATON Industries (Austria) GmbH
3943 Schrems, Eugenia 1
Austria

declare under our sole responsibility that the product (family)

**Eaton - Dimming Actuator,
CDAE-01/04..; CDAE-01/05.. (contains RF-Modul
CSCZ-01/xx)**

(the declaration of conformity applies to all listed types within our actual product catalogue)

provided that it is installed, maintained and used in the application intended for, with respect to the relevant manufacturers instructions, installation standards and "good engineering practices"

complies with the provisions of Council directive(s):

RED Directive 2014/53/EU

RoHS Directive 2011/65/EU

based on compliance with following standard(s):

EN 301489-3 V2.1.1, EN 300220-2 V3.1.1, EN 60669-2-1:2010,
EN 50428-2:2005+A1:2007+A2:2009, EN 55015:2013, EN 61547:2009,
EN 50491-5-1:2010, EN 50491-5-2:2010, EN 60950-1:2006 + A11:2009
+ A1:2010 + A12:2011 + A2:2013, EN 62479:2010, EN 50581:2012

EU- type examination performed by:
TÜV Austria Services GmbH, Notified Body
1230 Vienna, Deutschstrasse 10, Austria

Affixing date of CE mark: 2015
Doc.Id.: CDAE-0104...CDAE-0105...171117

Fernando Ceccarelli

Senior Vice President
General Manager

17.11.2017

Friedrich Schröder

Director Quality
& Systems

