

SMART-R : LE COACH ENERGIE

MANUEL INSTALLATEUR

MANUAL - ISTRUZIONI - ANLEITUNG - INSTRUÇÕES - INSTRUCTIES



SMART-R



SYSTEMS	4
R-VOLT / AIR-VOLT	8
R-VENT / AIR-VENT	10
V-SYS	12
OPTIONS - OPTIONS - OPTIONEN - OPTIES - OPZIONE - OPÇÃO 	14

	16
--	----

	16
--	----

	17
--	----



1  SMART-R BOX SMART-AIR BOX	18
---	----

2  Thermostat d'ambiance - Thermostat - Temperaturbegrenzer Veiligheidsklixon - Termostato - Termostato	19
---	----

3  SMART-R POWERLINK SMART-AIR POWERLINK	20
---	----

4  → SYSTEMS Enregistrement produit Product registration Produktregistrierung Productregistratie Registrazione produce Registrando produz	22
---	----

5  Récepteur X3D - X3D Receiver - X3D Empfänger X3D Ontvanger - Ricevitore X3D - Receptor X3D	24
--	----



6 RÉGLAGE - REGULATION - EINSTELLUNG 26

VERORDENING - REGOLAZIONE - REGULAMENTO

Code produit - Product code - Produktcode **PC01** ... Code 28

Productcode - Codice prodotto - Código do produto

Débit d'air - Air flow rate - Luftdurchsatz **Fr01**   **30**

Fr03   **30**

PAC-O EXPLORER **Fr06**   **30**

Options - Options - Optionen **OP01** ... EcoBoost . 31

OP04  30

Configuration produit - Product configuration **Pr01** ... Reset  ... 32

Produktkonfiguration - Productconfiguratie **Pr12** ...  32

Configurazione produce - Configuração produzida



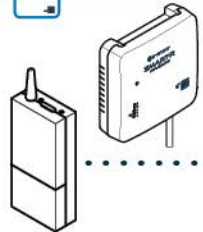
7 TEST - TEST - TEST - TEST - TEST - TESTE 33



8 39



OPTIONS - OPTIONS - OPTIONEN - OPTIES - OPZIONE - OPÇÃO

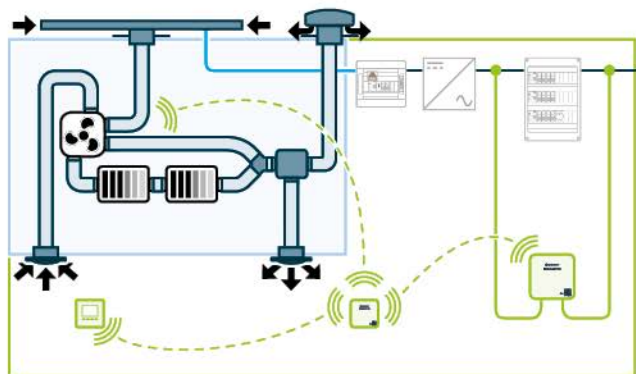
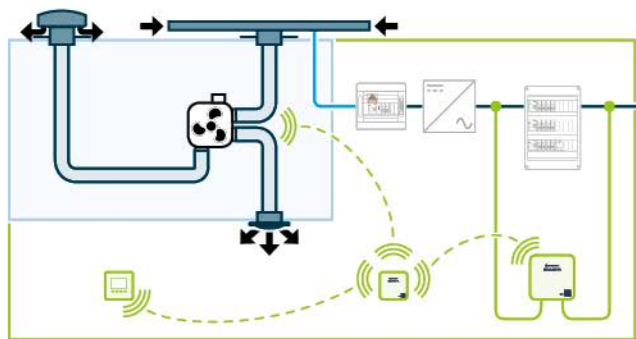

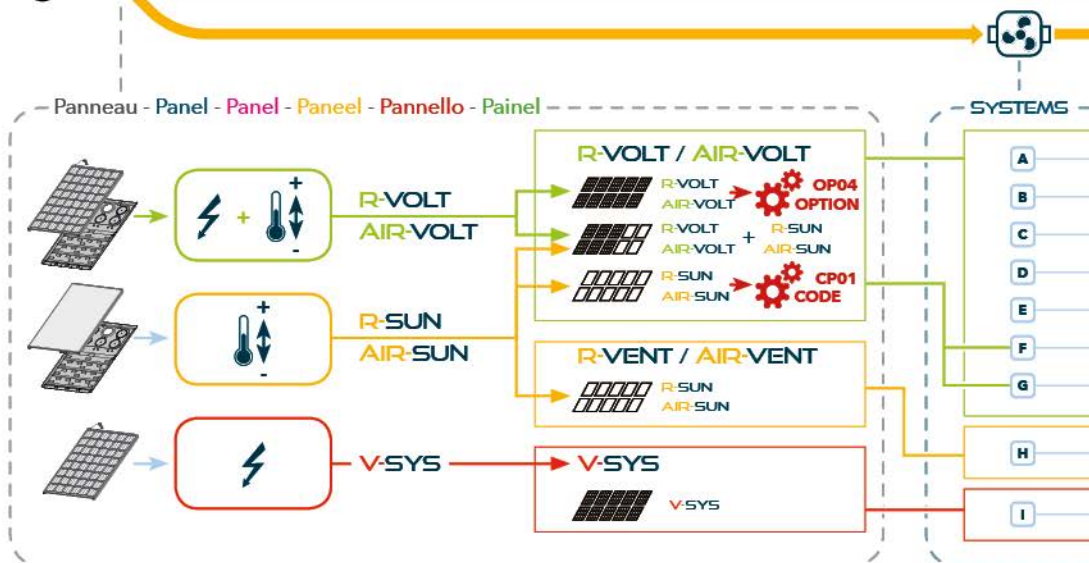


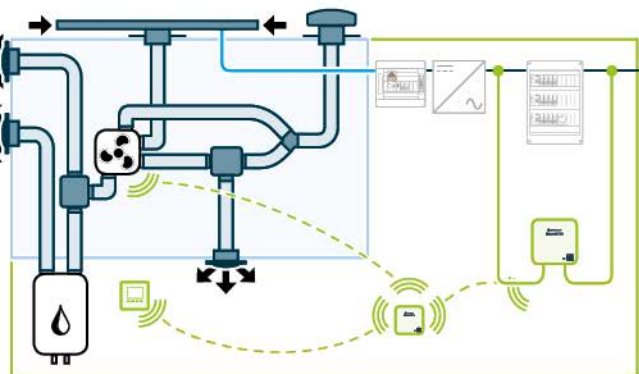
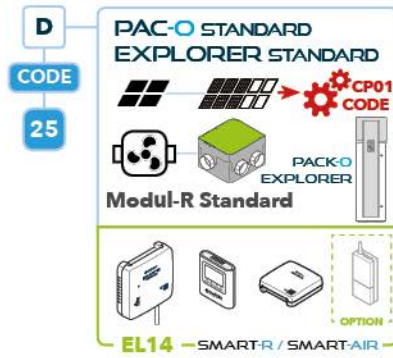
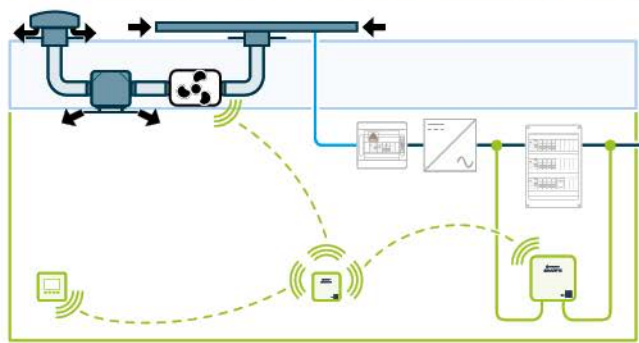
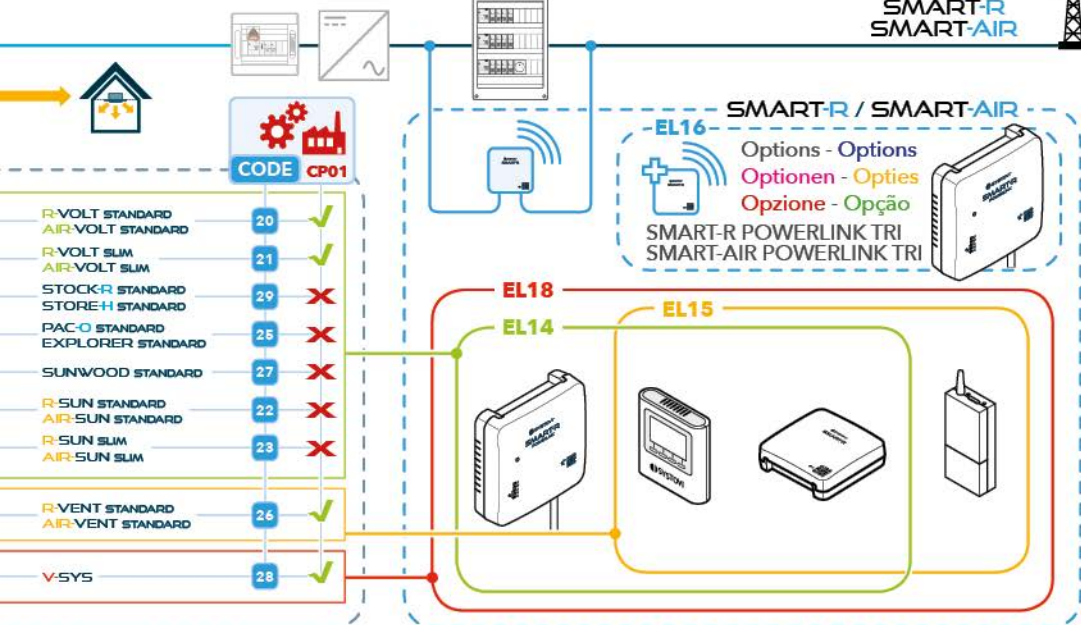
SMART-R POWERLINK TRI 40

SMART-AIR POWERLINK TRI

Récepteur X3D - X3D Receiver - X3D Empfänger 45

X3D Ontvanger - Ricevitore X3D - Receptor X3D





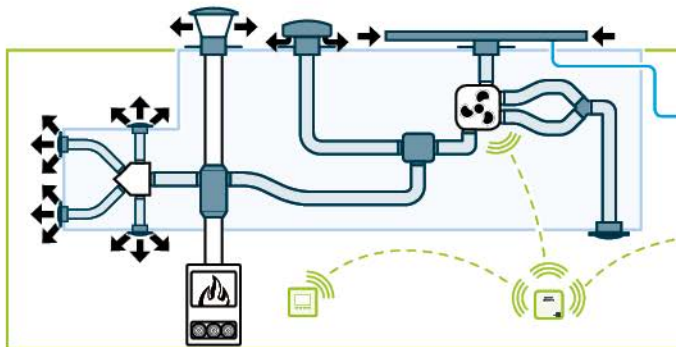
E
CODE
27

SUNWOOD STANDARD

Modul-R Standard

EL14 - SMART-R / SMART-AIR

OPTION

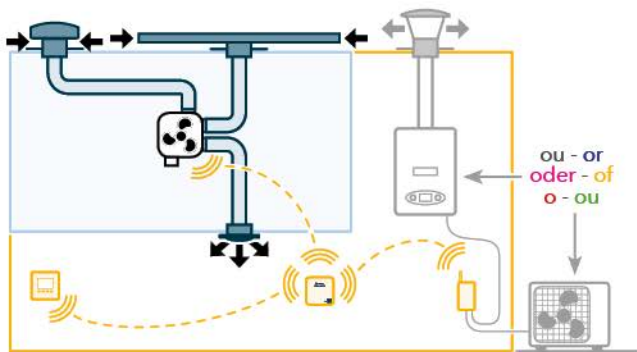


H
CODE
26

R-VENT STANDARD
AIR-VENT STANDARD

Modul-R Standard

EL18 - SMART-R / SMART-AIR

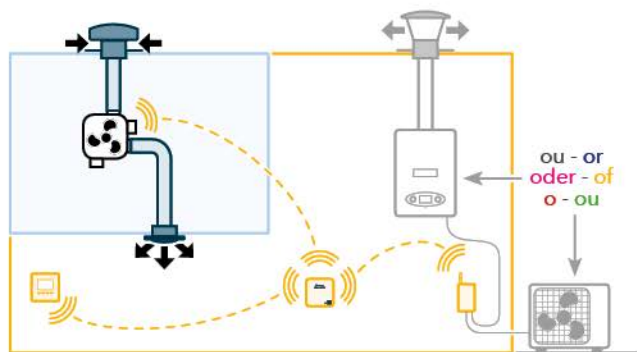


H
CODE
26

R-VENT STANDARD
AIR-VENT STANDARD

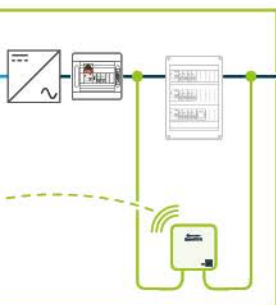
Modul-R Standard

EL18 - SMART-R / SMART-AIR



OPTION

BN100



F
CODE
22

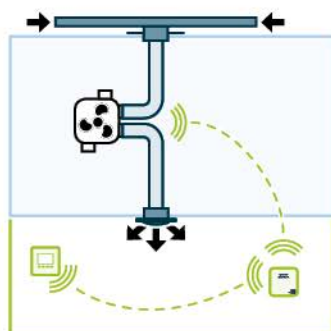
R-SUN STANDARD
AIR-SUN STANDARD

→ **CP01 CODE**

Modul-R Standard

EL14 - SMART-R / SMART-AIR

OPTION



G
CODE
23

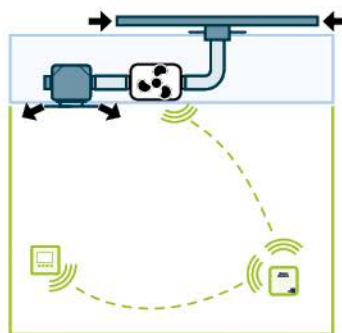
R-SUN SLIM
AIR-SUN SLIM

→ **CP01 CODE**

Modul-R Slim

EL14 - SMART-R / SMART-AIR

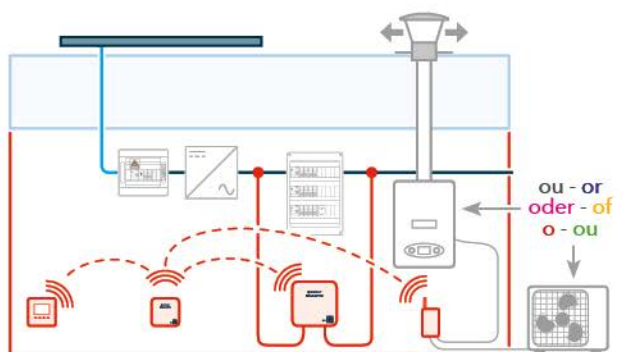
OPTION



I
CODE
28

V-SYS
V-SYS

EL15 - SMART-R / SMART-AIR

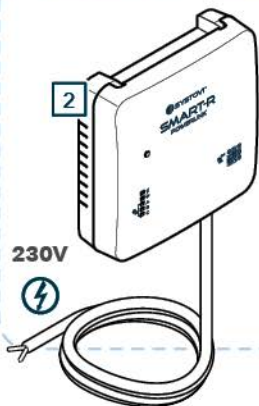




R-VOLT / AIR-VOLT

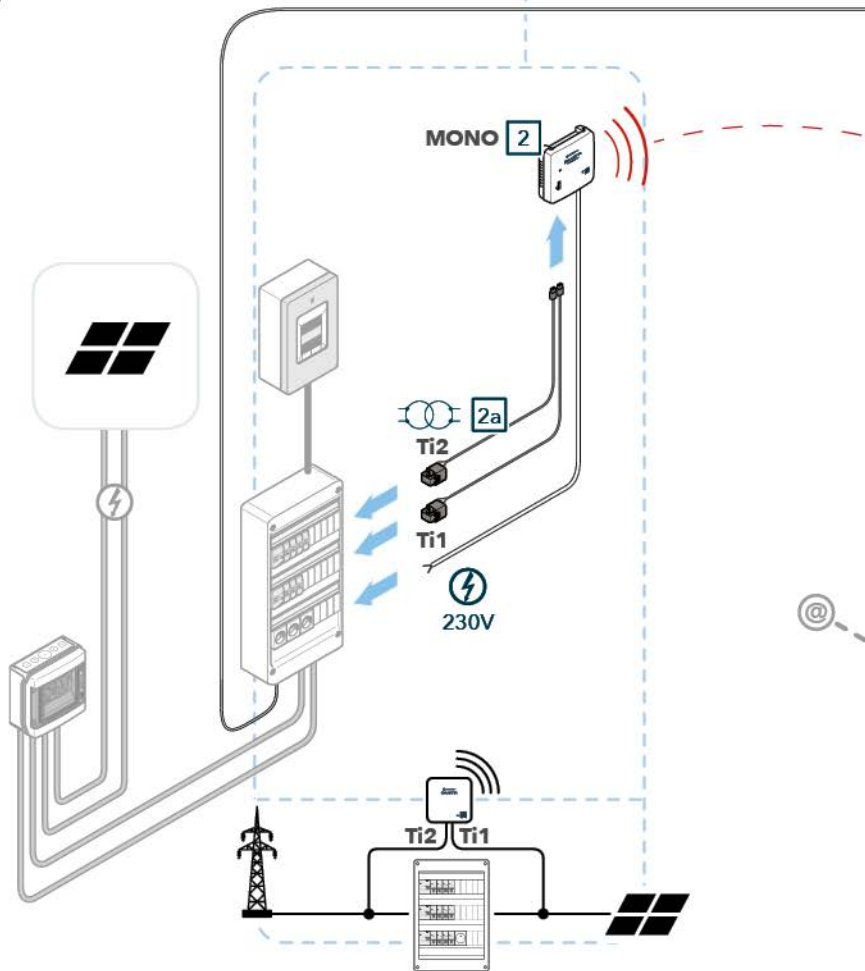
EL14

SMART-R Powerlink / SMART-AIR Powerlink

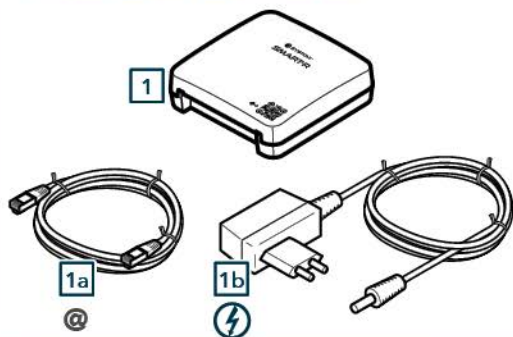


Transformateurs d'intensité
Current transformers
Stromwandler
Stroomtransformator
Trasformatore di intensità
Transformadores de intensidad

Notice utilisateur
Instructions for use
Gebrauchsanleitung
Gebruiksaanwijzing
Istruzioni per l'uso
Instruções de uso

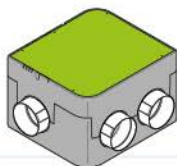


SMART-R Box / SMART-AIR Box



Thermostat
d'ambiance
Thermostat
Temperaturbegrenzer
Veiligheidsklixon
Termostato
Termostato

230V



Modul-R STANDARD
Modul-AIR STANDARD



Modul-R SLIM
Modul-AIR SLIM

230V



230V

X3D

X3D

X3D

3

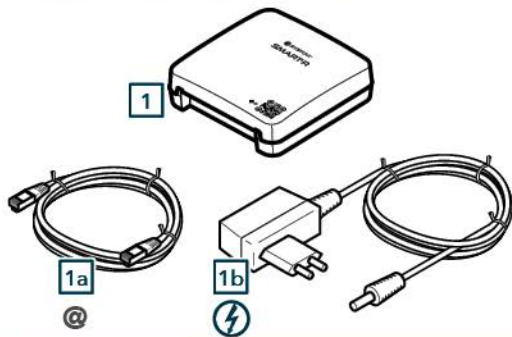
1b

1

1a

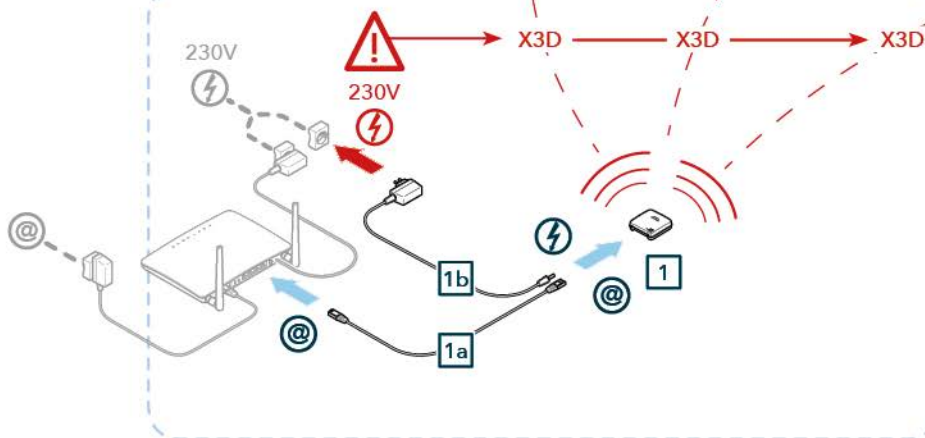
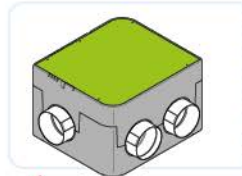


SMART-R Box / SMART-AIR Box



Thermostat
d'ambiance
Thermostat
Temperaturbegrenzer
Veiligheidsklixon
Termostato
Termostato

Modul-R STANDARD
Modul-AIR STANDARD

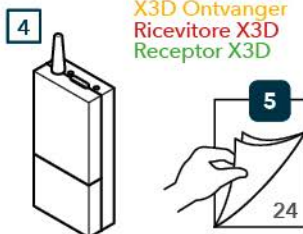


Notice utilisateur
Instructions for use
Gebrauchsanleitung
Gebruiksaanwijzing
Istruzioni per l'uso
Instruções de uso

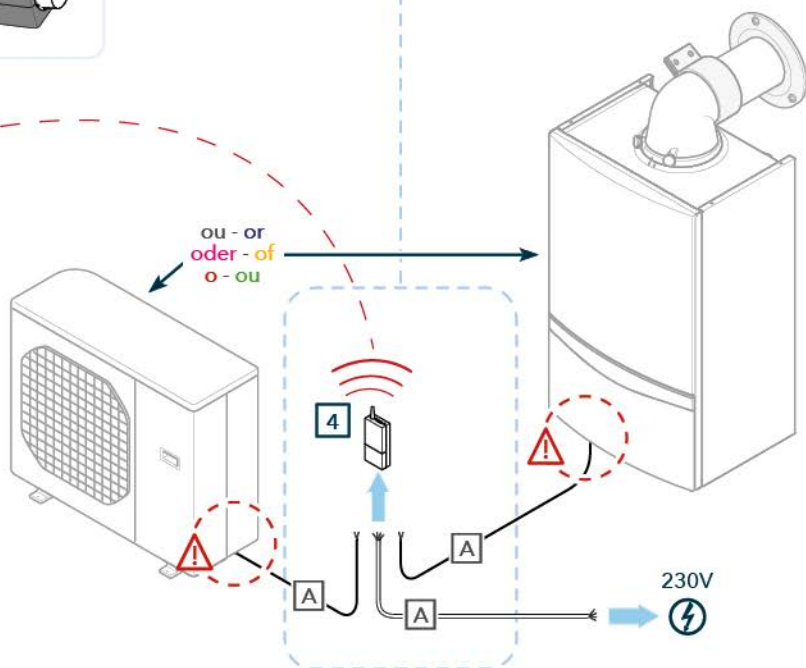


E157

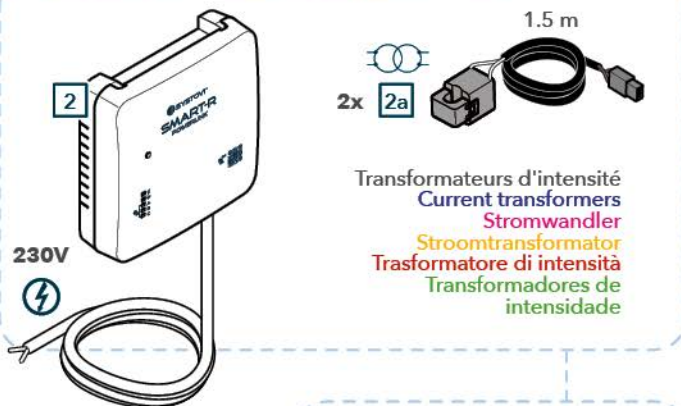
Récepteur X3D
X3D Receiver
X3D Empfänger
X3D Ontvanger
Ricevitore X3D
Receptor X3D



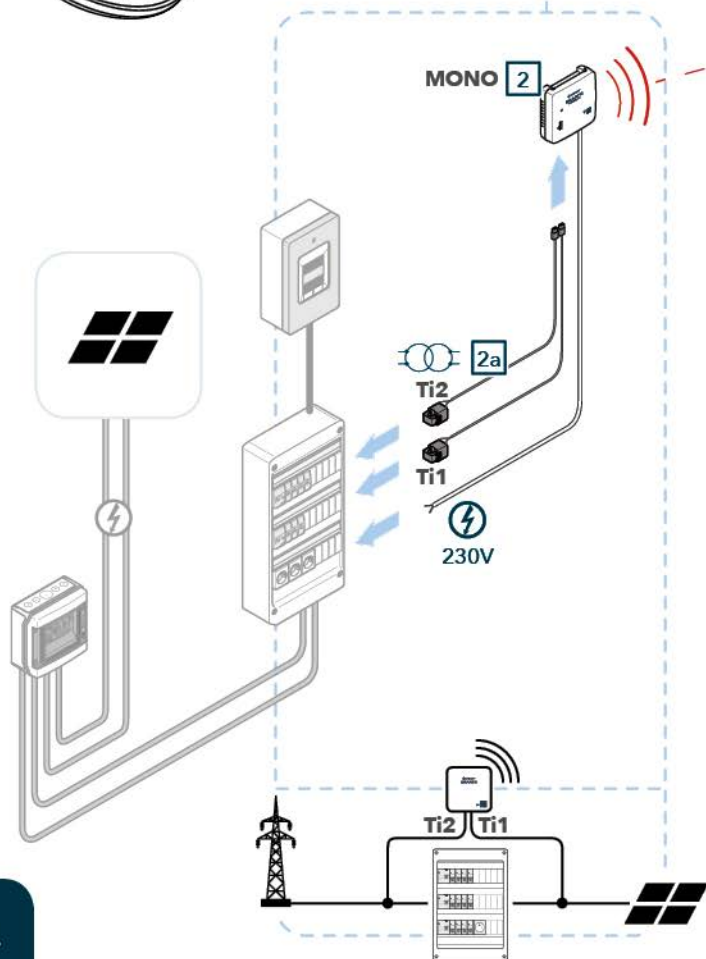
Modul-R SLIM
Modul-AIR SLIM



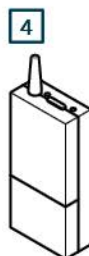
SMART-R Powerlink / SMART-AIR Powerlink



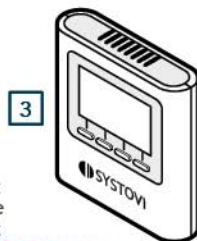
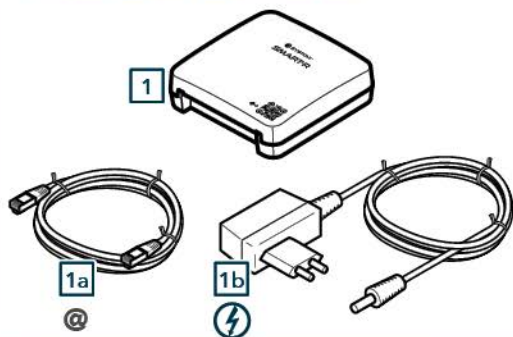
Notice utilisateur
Instructions for use
Gebrauchsanleitung
Gebruiksaanwijzing
Istruzioni per l'uso
Instruções de uso



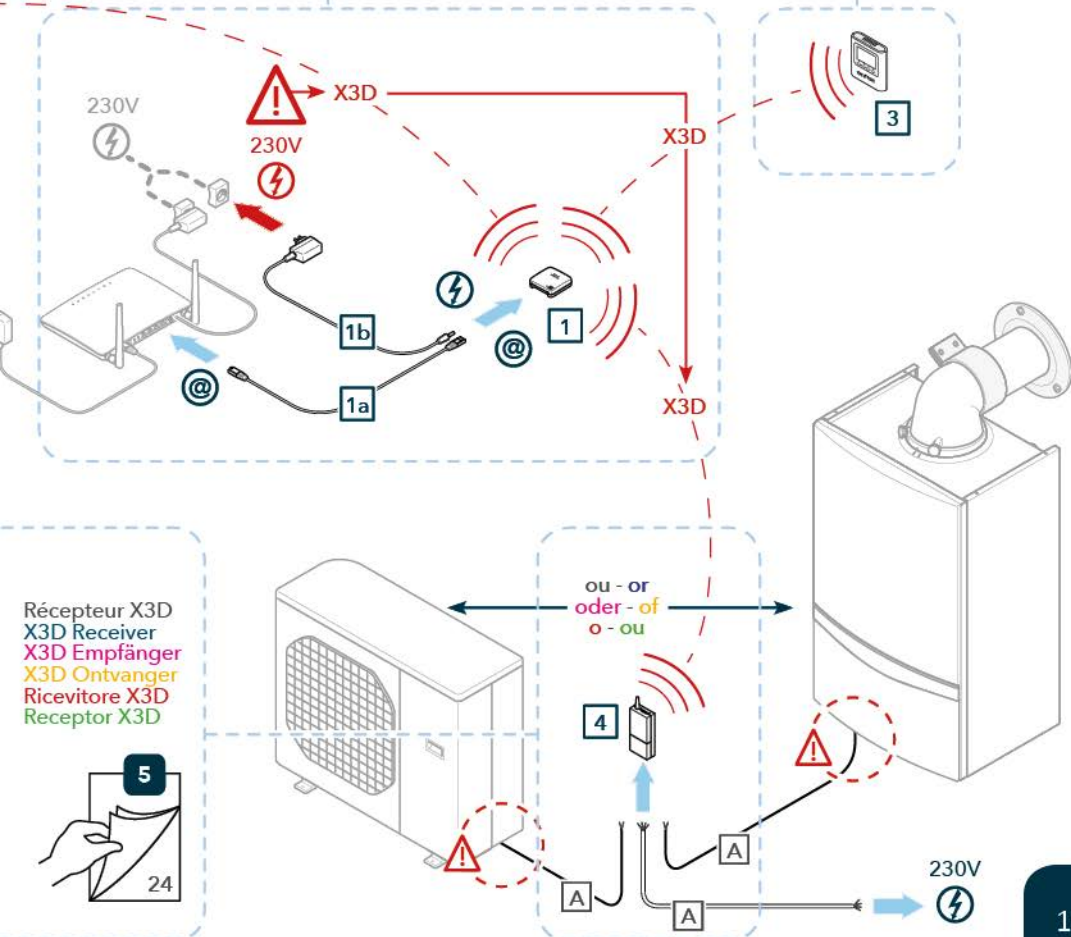
E157



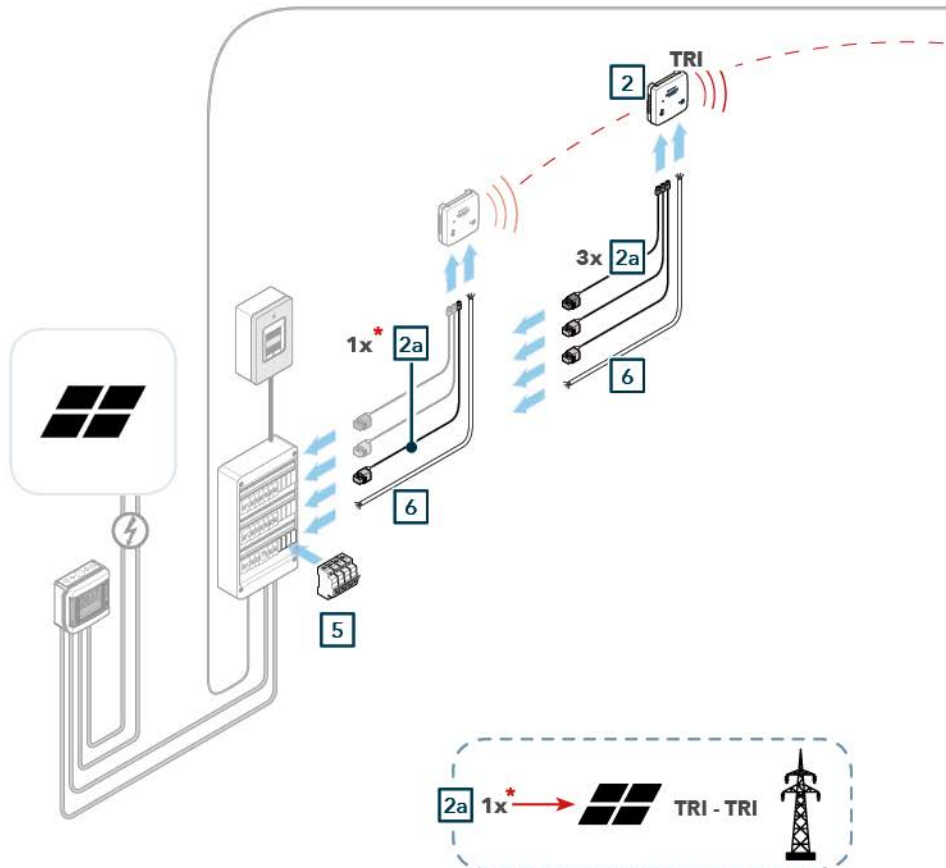
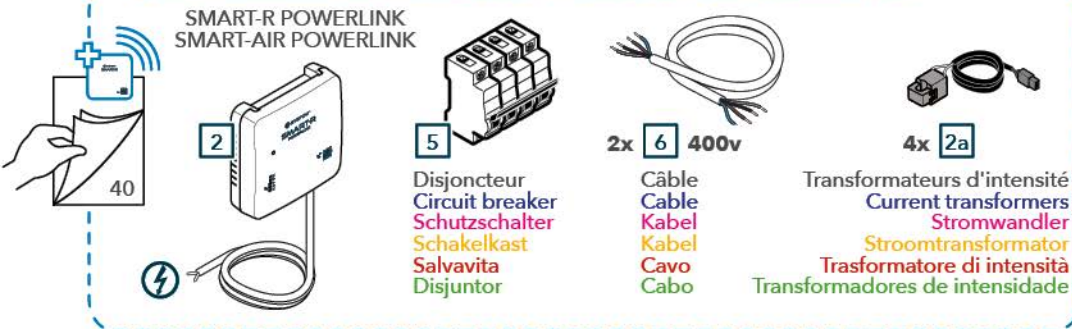
SMART-R Box / SMART-AIR Box



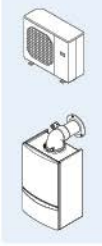
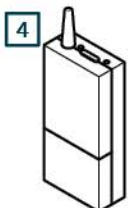
Thermostat
d'ambiance
Thermostat
Temperaturbegrenzer
Veiligheidsklixon
Termostato
Termostato



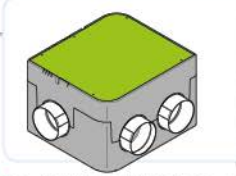
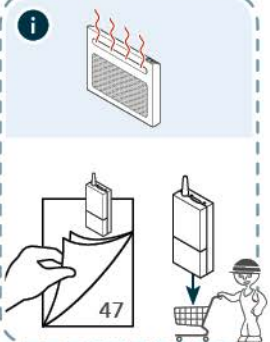
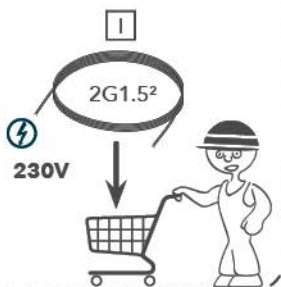
EL16 : PACK SMART-R POWERLINK TRI / PACK SMART-AIR POWERLINK TRI



E157



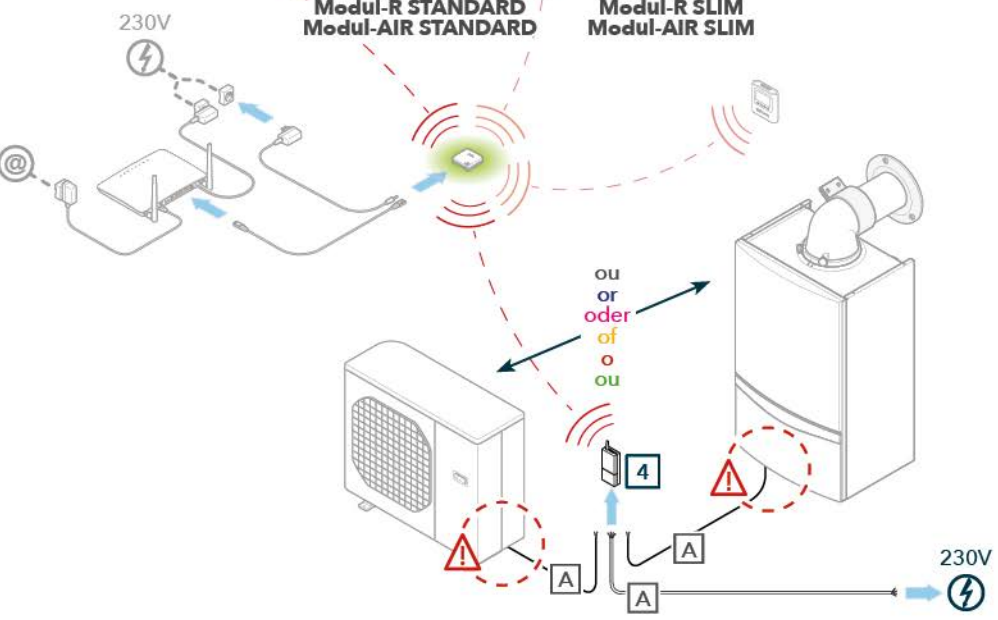
Récepteur X3D - X3D Receiver
X3D Empfänger - X3D Ontvanger
Ricevitore X3D - Receptor X3D



Modul-R STANDARD
Modul-AIR STANDARD



Modul-R SLIM
Modul-AIR SLIM





- FR - L'installation et la première mise en fonctionnement de l'appareil doivent être effectuées par un professionnel qualifié uniquement. Ce dernier est responsable de la conformité de l'installation et de la mise en fonctionnement selon la réglementation en vigueur.
- EN - The installation and commissioning of the unit must be performed only by a qualified professional. The latter is responsible for the compliance of the installation in accordance with the relevant regulations.
- DE - Das Gerät darf nur von einem qualifizierten Techniker installiert werden. Welches ist auch verantwortlich für die fachgerechte Installation und Inbetriebnahme
- NL - Het toestel mag enkel door een erkende technicus geïnstalleerd worden. Die is ook verantwoordelijk voor de deskundige installatie en ingebruikneming.
- IT - L'installazione dell'apparecchio deve essere eseguita esclusivamente da un tecnico abilitato a norma di legge. Questi si assume anche la responsabilità per l'installazione, la regolazione e la messa in servizio conformi alle norme.
- PT - Estes dispositivos devem ser instalados somente por um instalador autorizado responsável pelo cumprimento de todas as instruções, normas e orientações.



UTE C 15-712
NF C 15-100
IEC 60364



DTU 68.3



4G



ou
or
oder
of
o
ou





millimètre
millimeter
Millimeter
millimeter
millimetro
milímetro

1 **2** ...

étapes
steps
Schritte
stappen
tappe
fases

1 **2** **3** **4** ...

sous-étapes
sub-steps
Unterchritte
substappen
sotto tappe
debaixo de fases

1 **2** **3** **4** ...

ordre de montage
mounting order
steigende Ordnung
bevestiging bestelling
ordine che monta
ordem montando



Aérothermique
Aerothermal
Aerothermische
Aerothermische
Aerotermico
Aerotérmico



Electricité
Electricity
Elektrizität
Elektricitet
Elettricità
Elettricidade



Réglage
Adjustment
Anpassung
Aanpassing
Regolazione
Regulação



Test
Test
Test
Test
Test
Teste



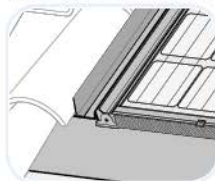
Options
Options
Optionen
Opties
Opzione
Opção



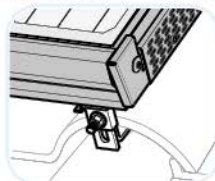
Info client
Customer info.
Kunden Info
Klant info
Info clienti
Info clientes



Intégré / In Roof



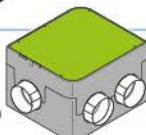
Sur-toiture / On Top



R-VENT
STANDARD
AIR-VENT
STANDARD

SUNWOOD
STANDARD

Modul-R
STANDARD



BN109

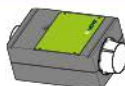
BN103

BN100



Poujolat

Modul-R
SLIM



BN107

1

SMART-R BOX
SMART-AIR BOX



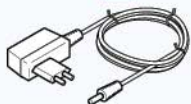
X3D

IP30

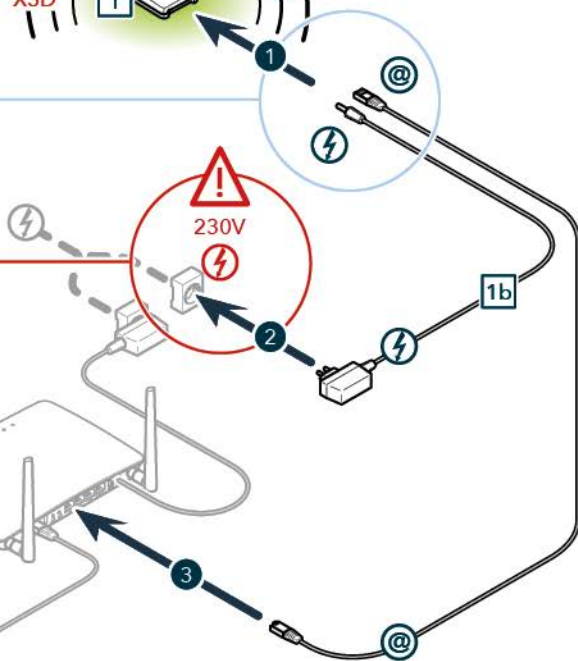
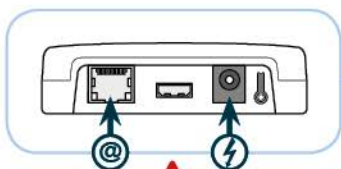
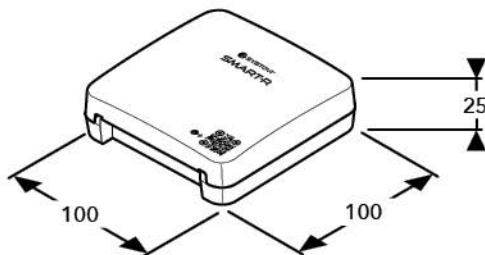


-10°C / +40°C

1b 5V


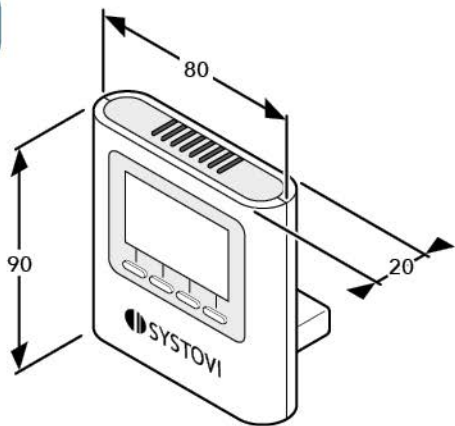


1a @





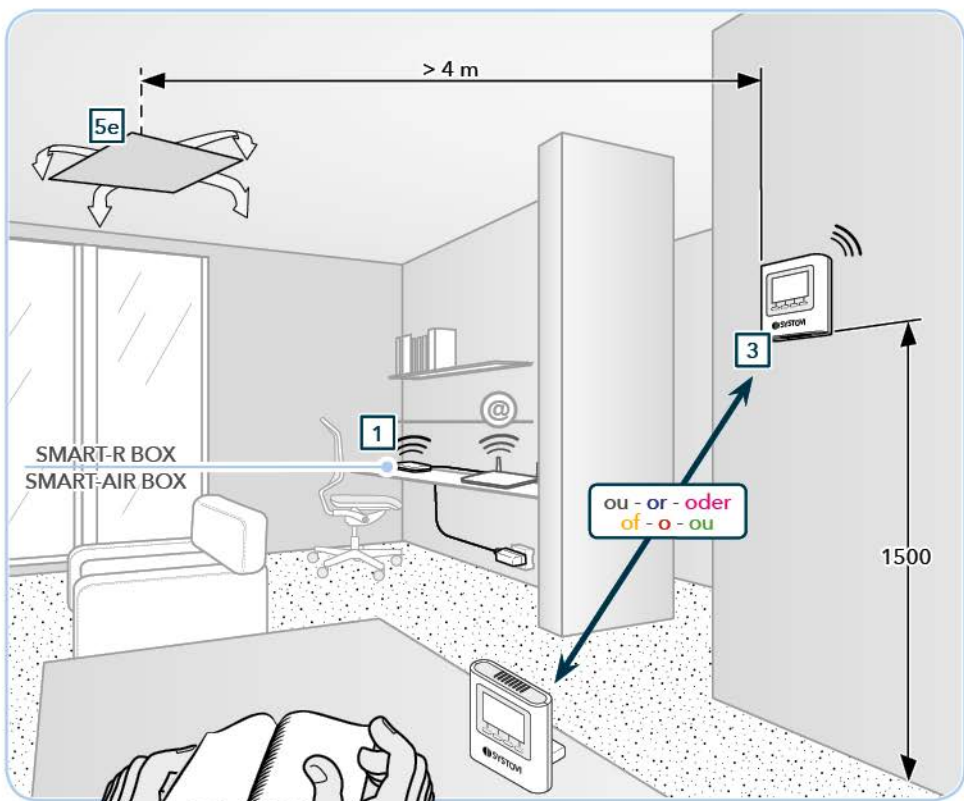
2



≤ 100 m



OFF



SMART-R BOX
SMART-AIR BOX

ou - or - oder
of - o - ou





3

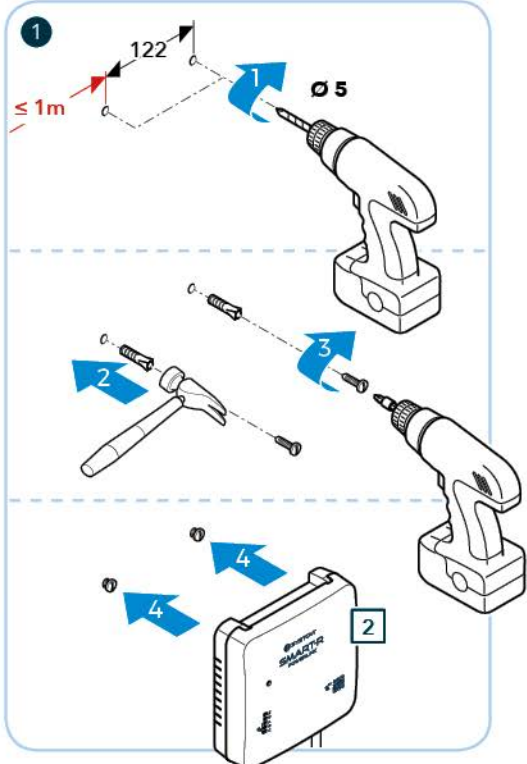
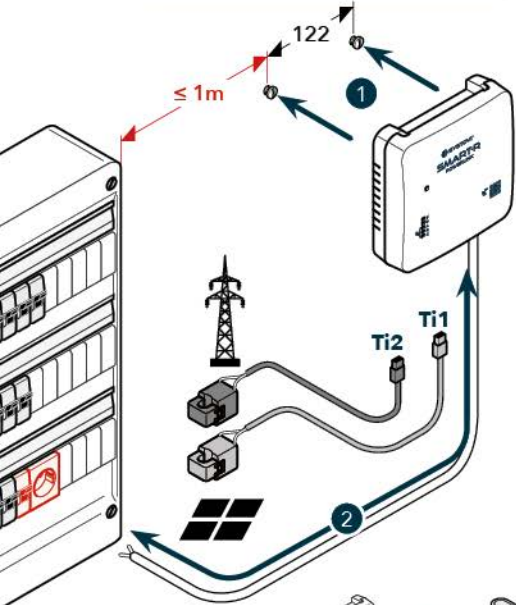
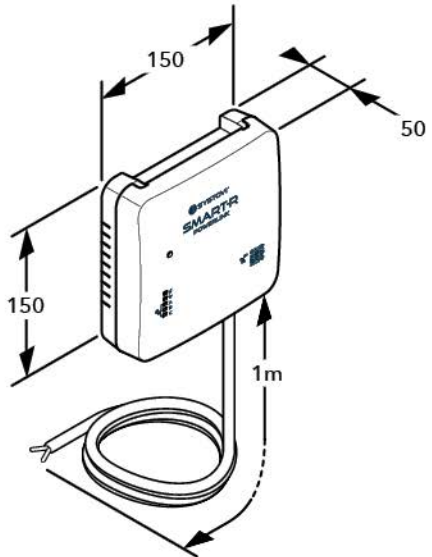
**SMART-R POWERLINK
SMART-AIR POWERLINK**

2

••• X3D

BN106

2a 2x

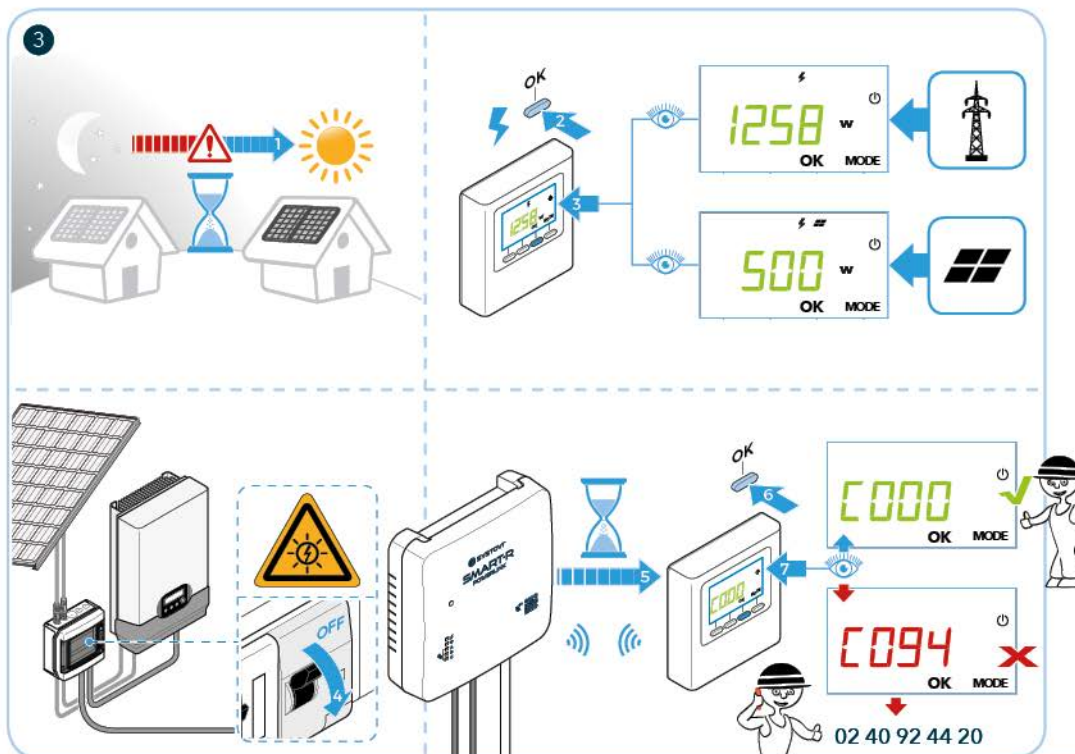
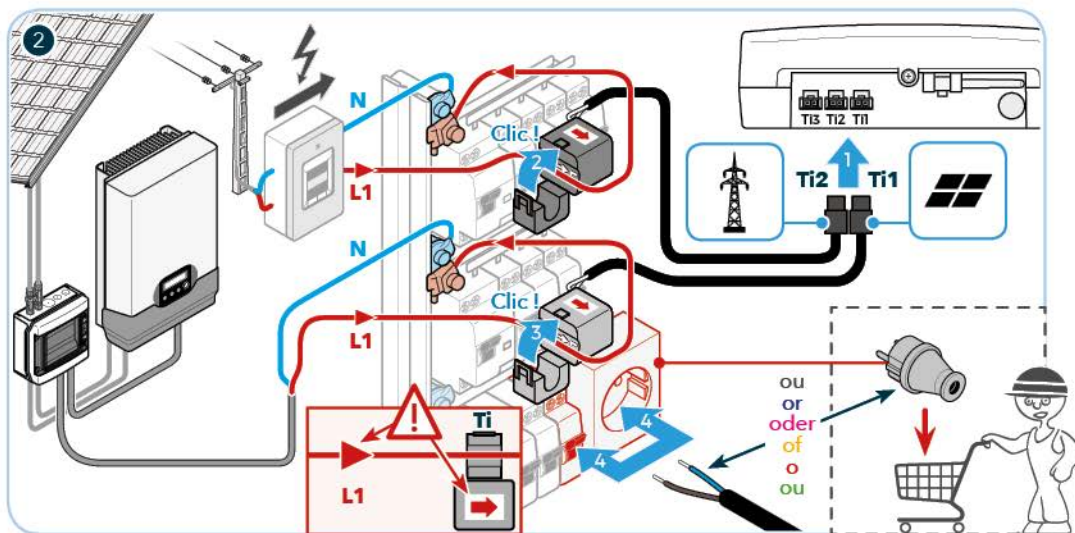


EL16

Options - Options
Optionen - Opties
Opzione - Opção

1

SMART-R POWERLINK TRI
SMART-AIR POWERLINK TRI





4

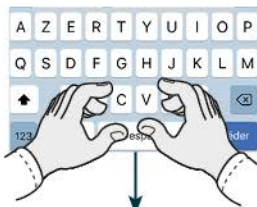


Enregistrement produit
 Product registration
 Produktregistrierung
 Productregistratie
 Registrazione produce
 Registrando produz



i - SYSTOPARTNER -
<http://pro-systovi.com>

1



2

1 Identifiant - Identifier - Kennung
 Identifier - Identificatore - Identificador

2 Mot de passe - Password - Kennwort
 Code-woord - Parola in codice - Palavra-passe

3 Connexion - Connection - Verbinden
 Sluit - Collegamento - Ligação

3

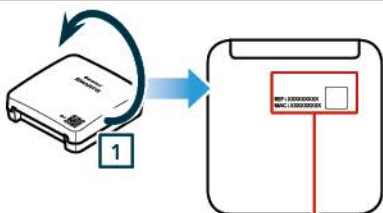


SCANNER

ou - or - oder
 of - o - ou

Ajouter manuellement
 Manually add
 Manuell beizutragen
 Handmatig toevoegen
 Aggiungere manualmente
 Some manualmente

4 SMART-R BOX
SMART-AIR BOX



5



MAC : _____

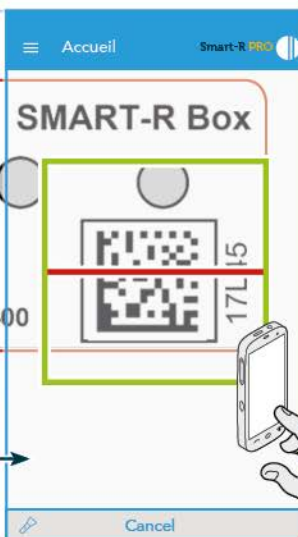
Ajouter manuellement
Manually add
Manuell beizutragen
Handmatig toevoegen
Aggiungere manualmente
Some manualmente

ou
or
oder
of
o
ou

SCANNER



SYSTOVI®
44806
Saint-Herblain-FR
5V 1A
REF : E154 / 7715814
MAC : 00-00-00-00-00-00



6

Formulaire

Téléphone

Adresse MAC

Coordonnées installateur

Installateur

Email Installateur

Téléphone installateur

Entreprise

Système



Coordonnées installateur
Coordinated installer
Koordiniert Installateur
Gecoördineerde installateurs
Coordinate installatore
Instalador coordenados

Système
System
System
Systeem
Sistema
Sistema

7

CONFIGURER
CONFIGURE
KONFIGURIEREN
KONFIGURI WIEDERN
CONFIGURA
CONFIGURAR

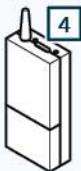
CONFIGURER



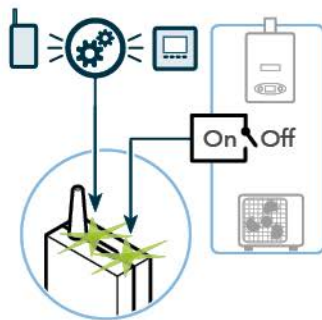


5

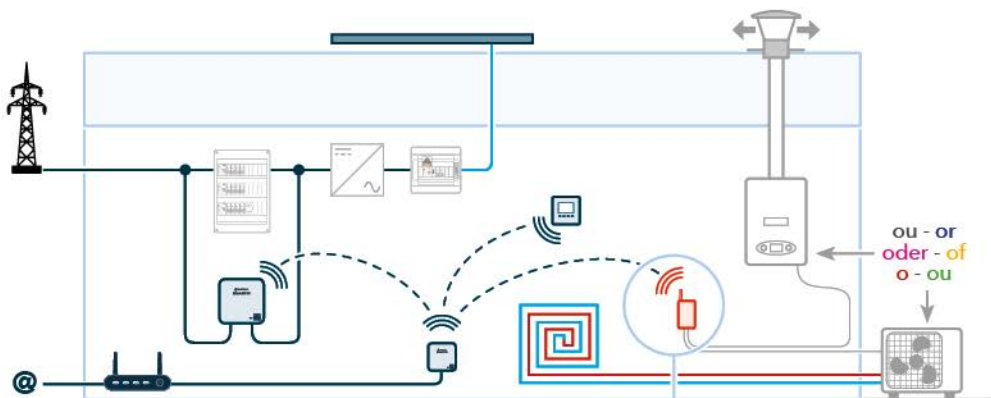
E157



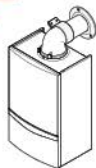
Récepteur X3D
 X3D Receiver
 X3D Empfänger
 X3D Ontvanger
 Ricevitore X3D
 Receptor X3D



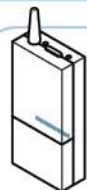
MONO ZONE (NON REVERSIBLE) - MONO ZONE (NOT REVERSIBLE)
 MONO GAMMELT (NICHT UMKEHRBAR) - MONO GENIET ROND (NIET OMKEERBAAR)
 MONA ZONA (NON REVERSIBILE) - MONO ZONA (NÃO INVERSÃO)



Uniquement avec
 Only with
 Nur mit
 Alleen met
 Unicamente con
 Só com



Off On

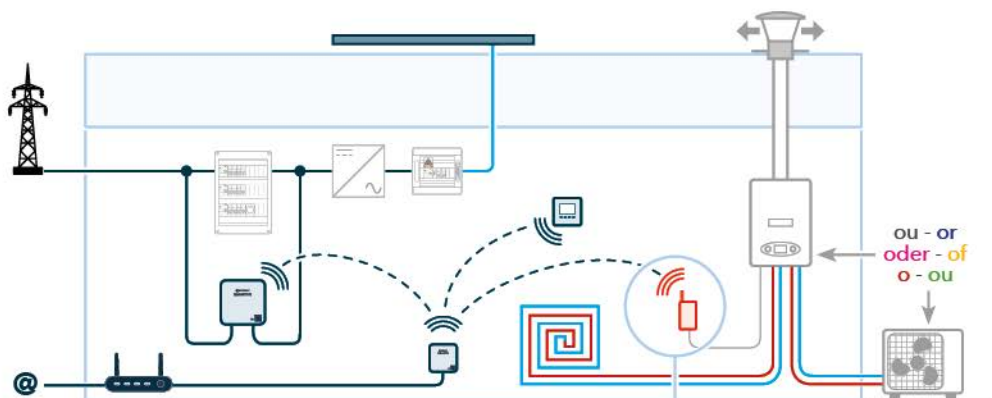


5A - 230V



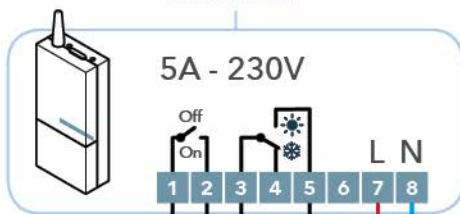
230V
50Hz

MONO ZONE (REVERSIBLE) - MONO ZONE (REVERSIBLE)
 MONO GAMMELT (UMKEHRBAR) - MONO GENIET ROND (OMKEERBAAR)
 MONA ZONA (REVERSIBLE) - MONO ZONA (INVERSÃO)



MODE 1

MODE 2



Cool Th

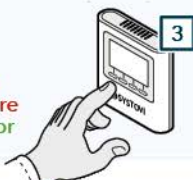
Uniquement avec
 Only with
 Nur mit
 Alleen met
 Unicamente con
 Só com



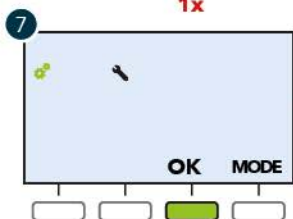
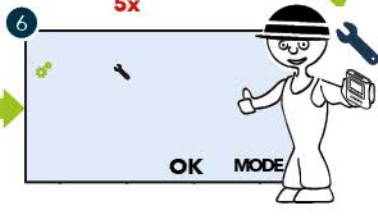
6



Menu installateur
Installer menu
Monteur-Menü
Installateursmenu
Menu di installatore
Menu de instalador



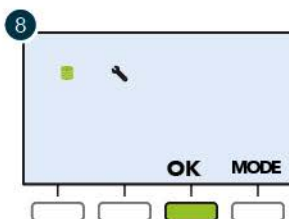
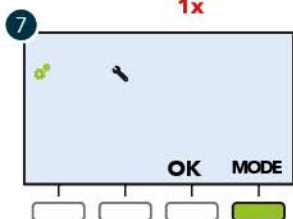
ou
or
oder
of
o
ou



Exemple - Example - Beispiel
Voorbeeld - Esempio - Exemplo



REGLE
REGULATION
EINSTELLUNG
VERORDENING
REGOLAZIONE
REGOLAMENTO



DONNEES
DATA
DATEN
GEGEVENS
DATE
DADOS



02 40 92 44 20

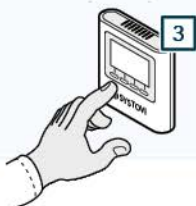


TEST
TEST
TEST
TEST
TEST
TESTE

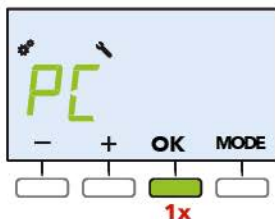




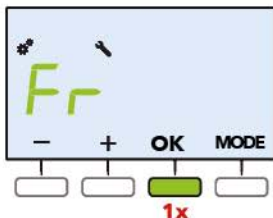
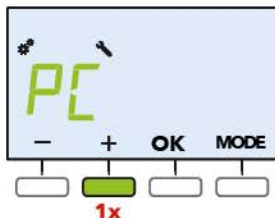
REGLAGE
REGULATION
EINSTELLUNG
VERORDENING
REGOLAZIONE
REGULAMENTO



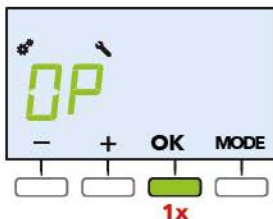
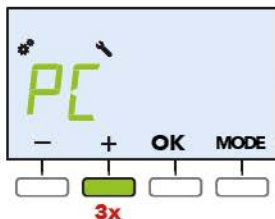
ou
or
oder
of
o
ou



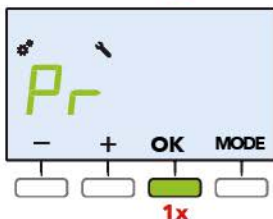
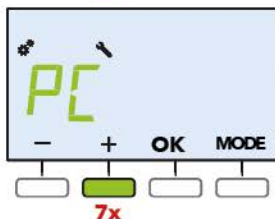
CONFIGURATION PRODUIT
PRODUCT CONFIGURATION
PRODUKTKONFIGURATION
PRODUCTCONFIGURATIE
CONFIGURAZIONE PRODUCE
CONFIGURAÇÃO PRODUZIDA



DEBITS VENTILATEURS
FLOW RATE
LUFTDURCHSATZ
LUCHTSTROOM
FLUSSO D'ARIA
FLUXO DE AR



OPTIONS
OPTIONS
OPTIONEN
OPTIES.
OPZIONI
OPÇÕES



PARAMETRES
PARAMETER
PARAMETER
PARAMETER
PARAMETRI
PARÂMETROS





CONFIGURATION PRODUIT
PRODUCT CONFIGURATION
PRODUKTKONFIGURATION
PRODUCTCONFIGURATIE
CONFIGURAZIONE PRODUCE
CONFIGURAÇÃO PRODUZIDA



Modul-R
Modul-AIR



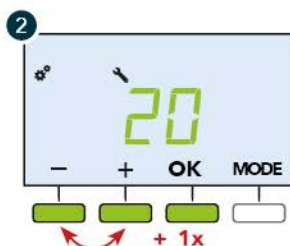
3

PC

PC01



CODE PRODUIT
PRODUCT CODE
PRODUKTCODE
PRODUCTCODE
CODICE PRODOTTO
CÓDIGO DO PRODUTO



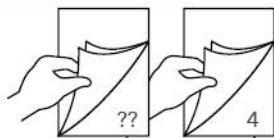
Réglage usine
Factory settings
Werkseinstellungen
fabriekinstellingen
condizioni iniziali
Regulamento fabrica



A	R-VOLT STANDARD AIR-VOLT STANDARD	20	✓
B	R-VOLT SLIM AIR-VOLT SLIM	21	✓
C	STOCK-R STANDARD STORE-H STANDARD	29	✗
D	PAC-O STANDARD EXPLORER STANDARD	25	✗
E	SUNWOOD STANDARD	27	✗
F	R-SUN STANDARD AIR-SUN STANDARD	22	✗
G	R-SUN SLIM AIR-SUN SLIM	23	✗
H	R-VENT STANDARD AIR-VENT STANDARD	26	✓
I	V-SYS	28	✓



REGLAGE
REGULATION
EINSTELLUNG
VERORDENING
REGOLAZIONE
REGULAMENTO



SYSTEMS : R-VOLT - AIR-VOLT

SYSTEMS : R-VENT - AIR-VENT

30
Max. dB(A)
Min.
Vrooo

30
Max. dB(A)
Min.
Vrooo

30
Max. dB(A)
Min.

31
EcoBoost

31
R-VOLT AIR-VOLT

32
RESET SYSTEM

32
Nombre Number Numer Numero
STOCK-R STORE-H

	A	B	C	D	E	F	G	H
R-VOLT STANDARD								
AIR-VOLT STANDARD								
R-VOLT SLIM								
AIR-VOLT SLIM								
STOCK-R STANDARD								
STORE-H STANDARD								
PAC-O STANDARD								
EXPLORER STANDARD								
SUNWOOD STANDARD								
R SUN STANDARD								
AIR-SUN STANDARD								
R-SUN SLIM								
AIR-SUN SLIM								
R-VENT STANDARD								
AIR-VENT STANDARD								

Fr01

Fr03

Fr06

OP01

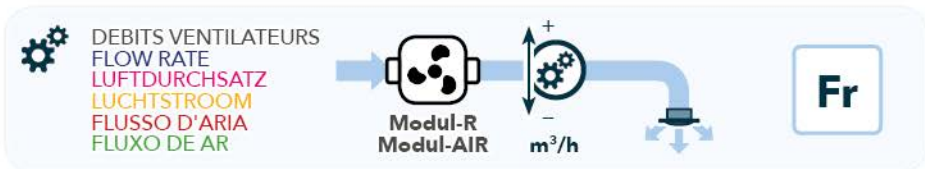
OP04

Pr01

Pr12



Poujoulat



Fr01

SYSTEMS
R-VOLT
AIR-VOLT



1x

Fr03

SYSTEMS
R-VOLT
AIR-VOLT



2x



1x

Fr06

SYSTEMS
PAC-O STANDARD
EXPLORER STANDARD



5x



1x



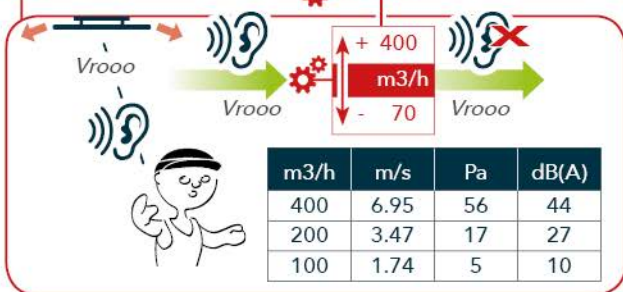
300^{m³/h}



200^{m³/h}



300^{m³/h}



ATLANTIC :
ODYSSEE
EXPLORER




 OPTIONS
 OPTIONS
 OPTIONEN
 OPTIES,
 OPZIONI
 OPÇÕES

 EcoBoost
 OPTIONS


 3

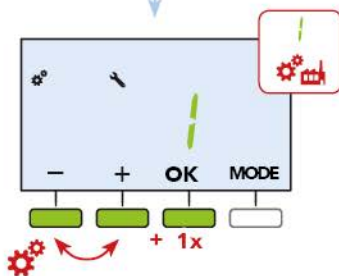
 OP

OP01

SYSTEMS
R-VOLT
AIR-VOLT



1x



OP04

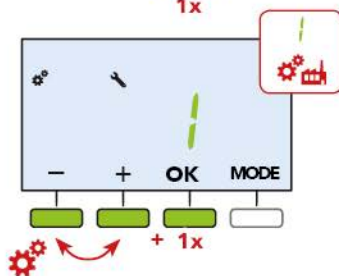
SYSTEMS
R-VOLT
AIR-VOLT



3x



1x





PARAMETRES
PARAMETER
PARAMETER
PARAMETER
PARAMETRI
PARÂMETROS



Modul-R
Modul-AIR



Pr

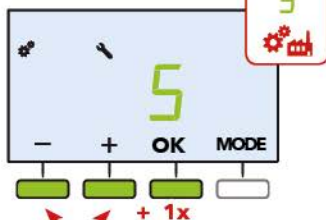
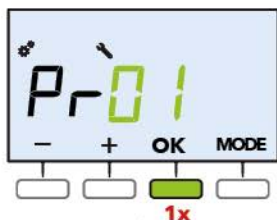


3

Pr

Pr01

SYSTEMS
R-VOLT
AIR-VOLT

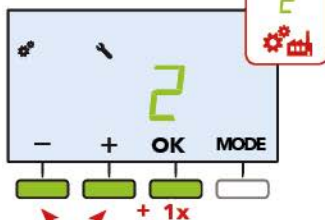
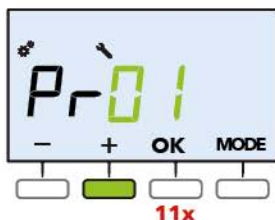


RESET SYSTEM
5

Initialisation des paramètres
Reset parameters
Neu gefasste Parameter
Reset de parameters
Azzeri parametri
Reajuste parâmetros

Pr12

SYSTEMS
STOCK-R STANDARD
STORE-H STANDARD





7



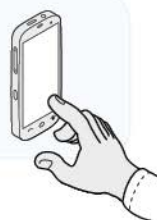
TEST
TEST
TEST.
TEST
TESTE

Modul-R
Modul-AIR

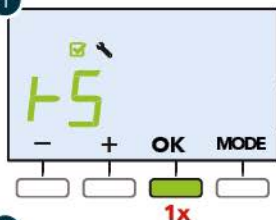


ou
or
oder
of
o
ou

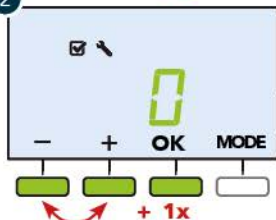
SMART-R PRO



1



2



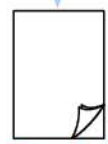
SYSTEMS:
R-VOLT - AIR-VOLT

SYSTEMS:
R-VENT - AIR-VENT

	A	B	C	D	E	F	G	H
R-VOLT STANDARD								
AIR-VOLT STANDARD								
R-VOLT SLIM								
AIR-VOLT SLIM								
STOCKR STANDARD								
STORE-H STANDARD								
PAC-O STANDARD								
EXPLORER STANDARD								
SUNWOOD STANDARD								
R-SUN STANDARD								
AIR-SUN STANDARD								
R-SUN SLIM								
AIR-SUN SLIM								
R-VENT STANDARD								
AIR-VENT STANDARD								



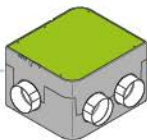
1		34
2		35
3		36
4		37
24		37
28		38
29		34
30		38
31		38



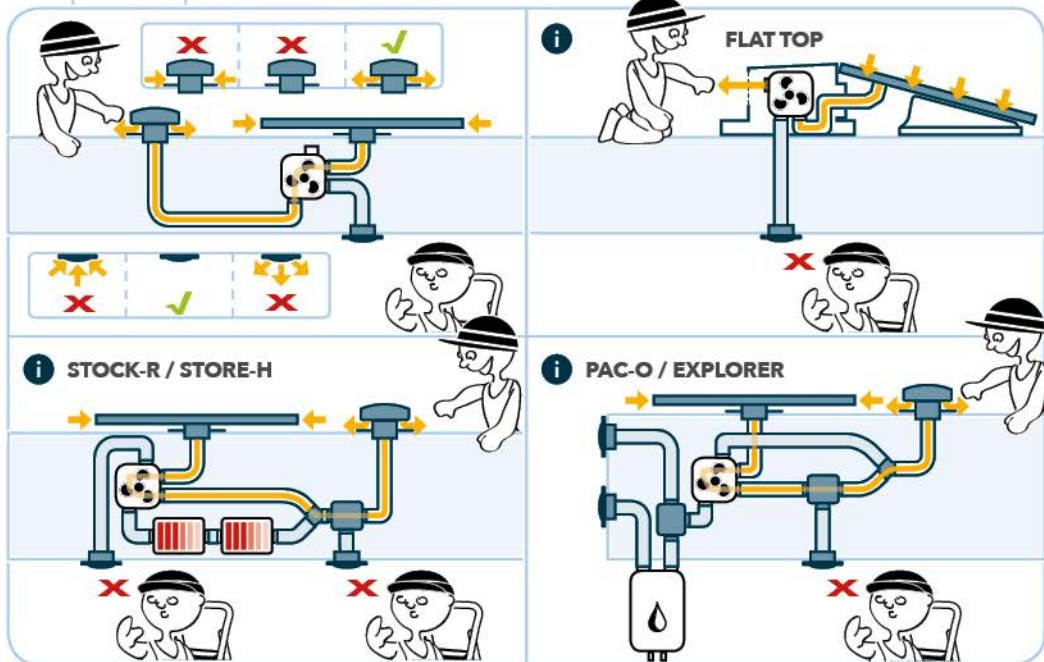
Poujoulat



1 ✓ & 29 ✓



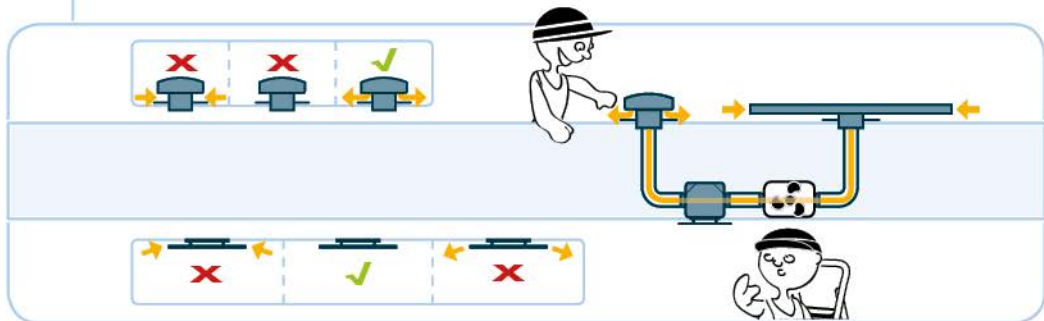
Modul-R STANDARD
Modul-AIR STANDARD



1 ✓

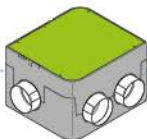


Modul-R SLIM
Modul-AIR SLIM

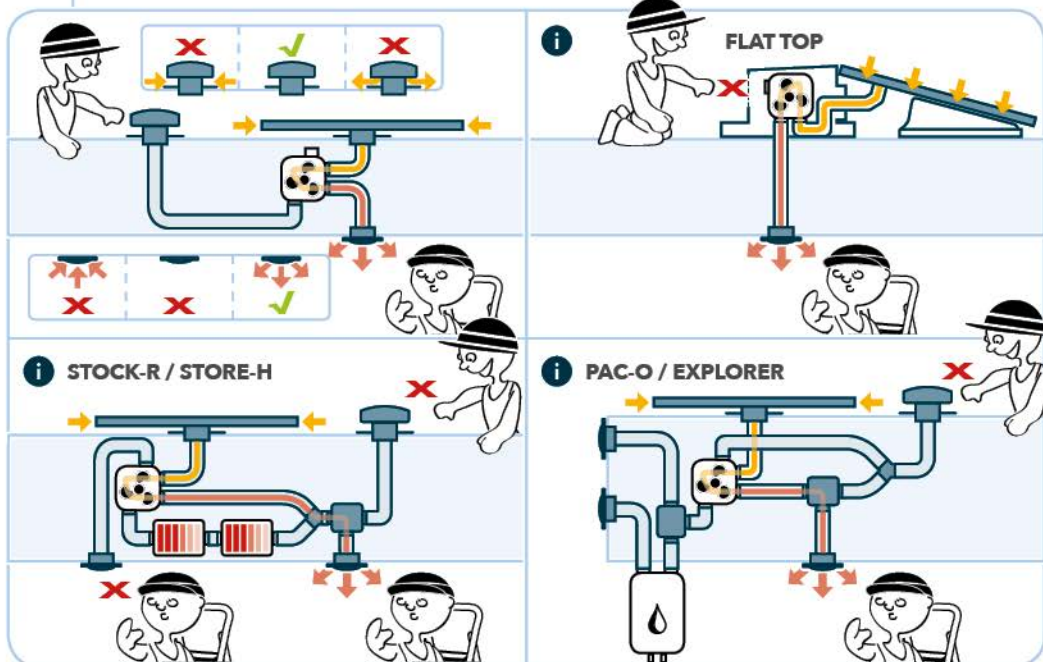




2 ✓



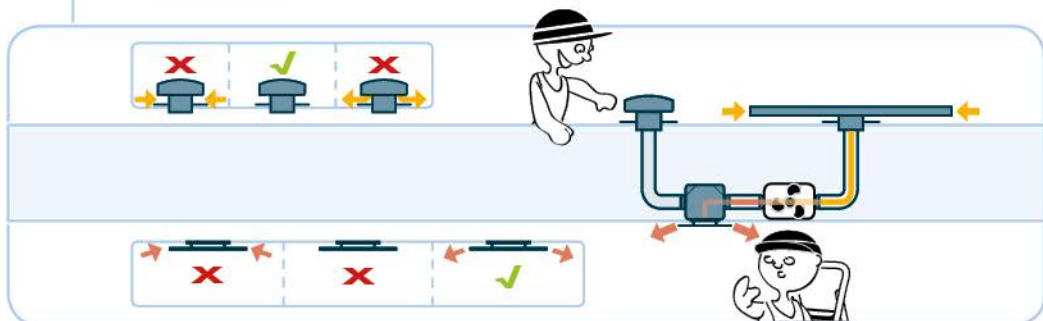
Modul-R STANDARD
Modul-AIR STANDARD



2 ✓

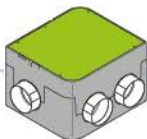


Modul-R SLIM
Modul-AIR SLIM

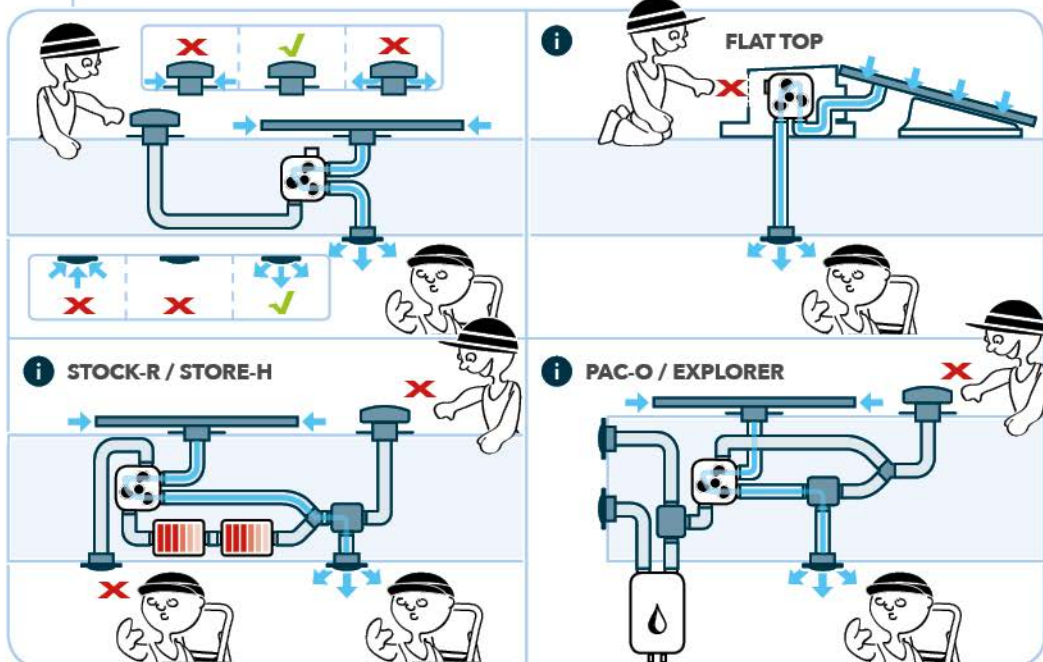




3



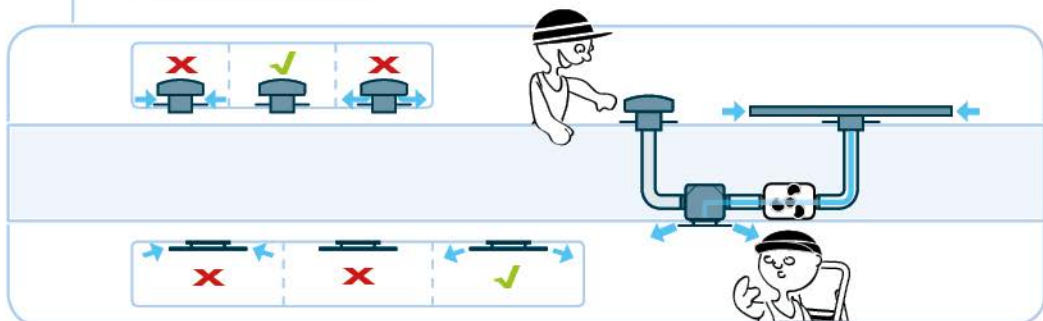
Modul-R STANDARD
Modu-AIR STANDARD



3

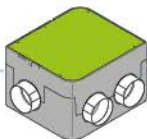


Modul-R SLIM
Modu-AIR SLIM

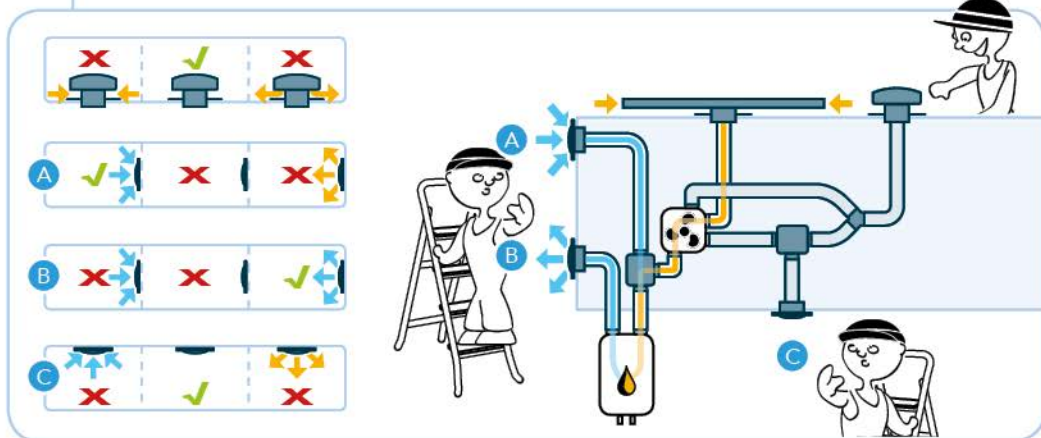




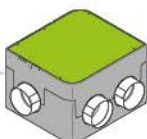
4 ✓



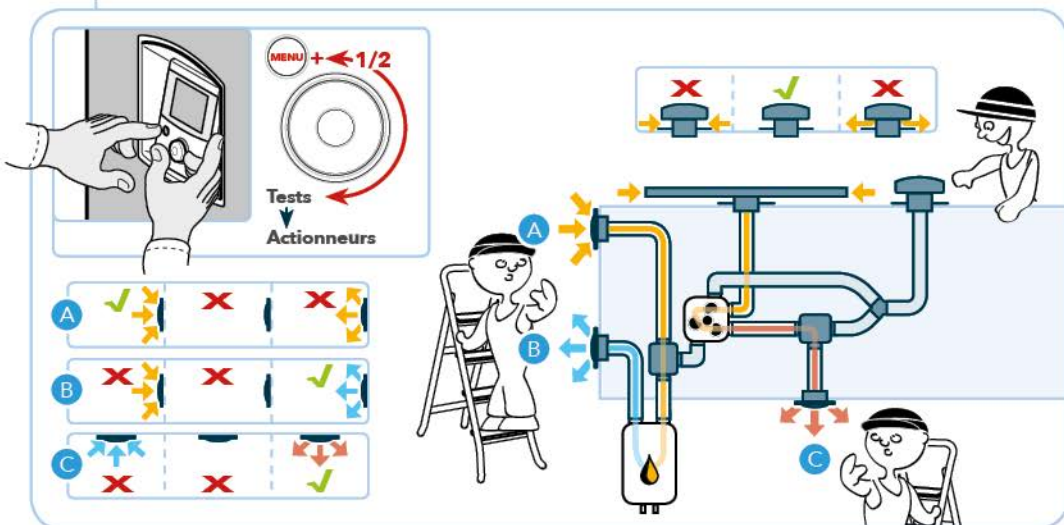
PAC-O STANDARD
EXPLORER STANDARD



24 ✓

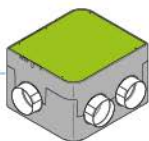


PAC-O STANDARD
EXPLORER STANDARD

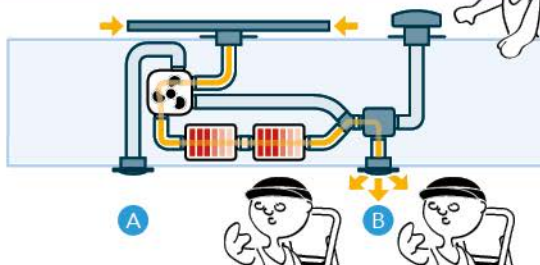
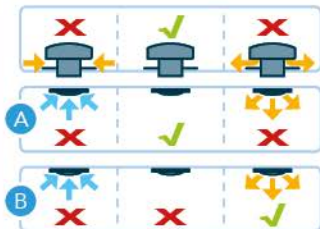




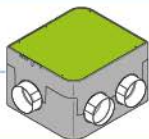
28 ✓



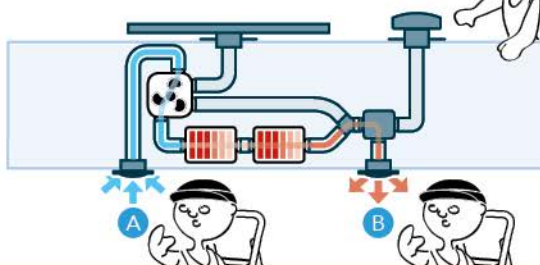
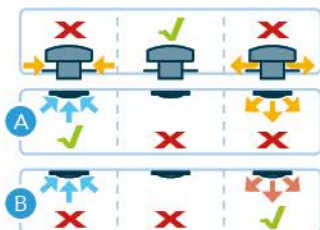
STOCK-R STANDARD
STORE-H STANDARD



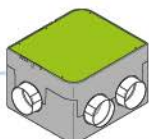
30 ✓



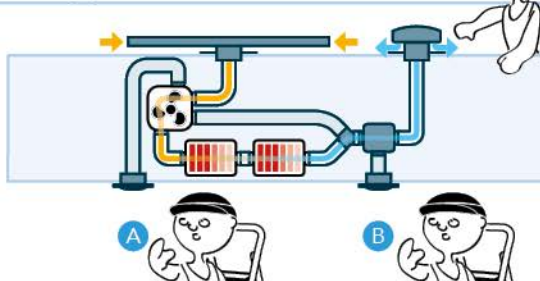
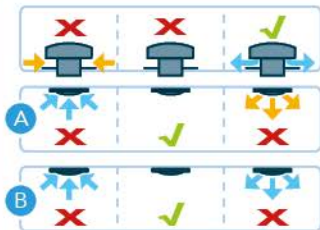
STOCK-R STANDARD
STORE-H STANDARD



31 ✓

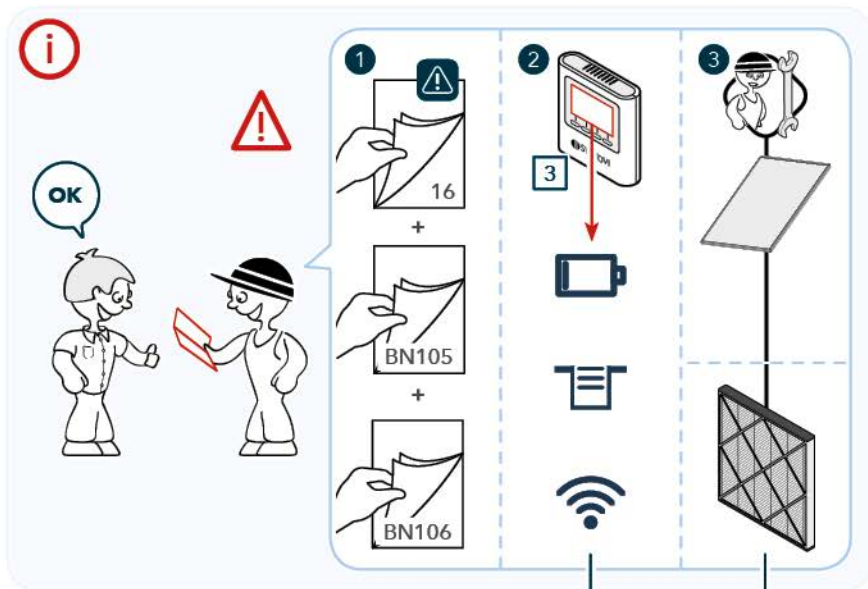


STOCK-R STANDARD
STORE-H STANDARD

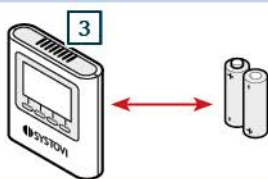




8



Batterie
Battery
Batterien
Batterij
Batterie
Bateria



1 an - 1 year
1 Jahr - 1 jaar
1 anno - 1 ano

Filtre
Filter
Filter
Filter
Filtro
Filtro

CPV97



BN109	R-VOLT STANDARD	Modul-R STANDARD
BN103	FLAT TOP	
BN100	R-VENT STANDARD	Modul-R SLIM
BN107	R-VOLT STANDARD	

Ondes radio
Radio wave
Radiowellen
Radiogolven
Onde radio
Ondas rádio



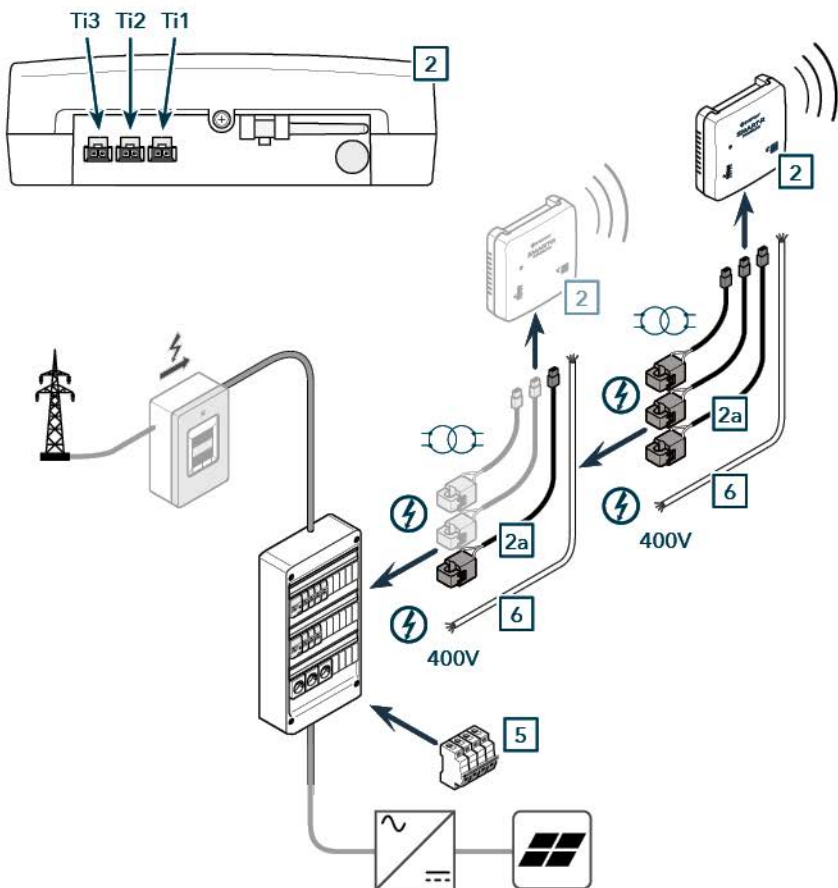
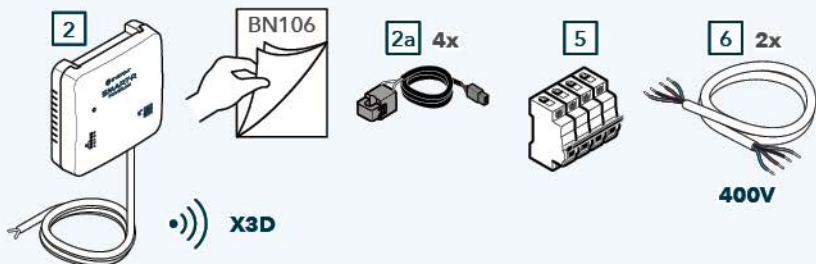
Modul-R
Modul-AIR

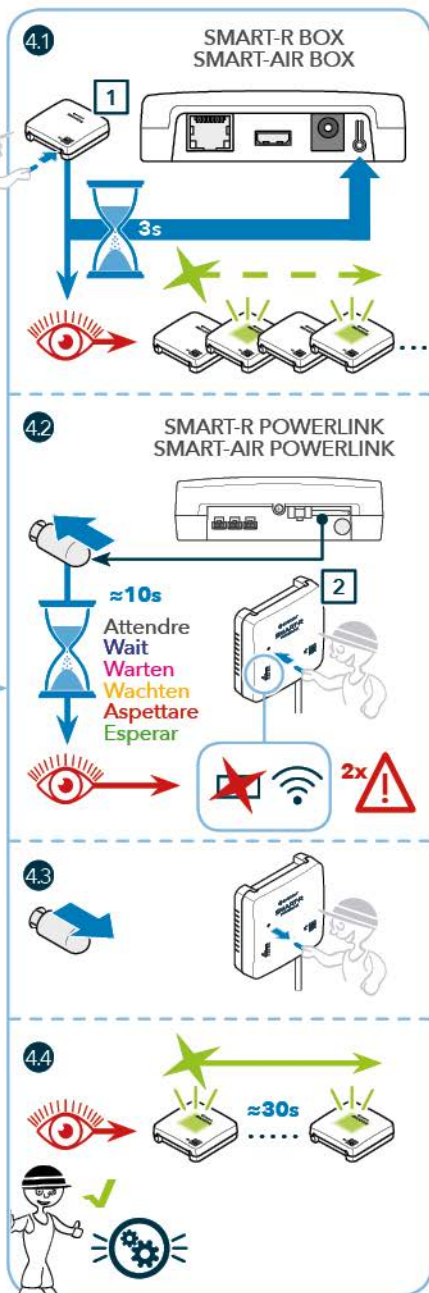
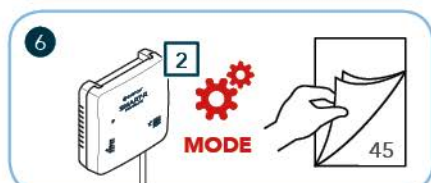
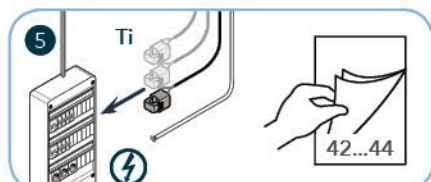
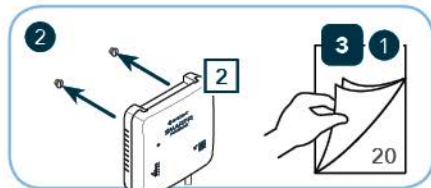
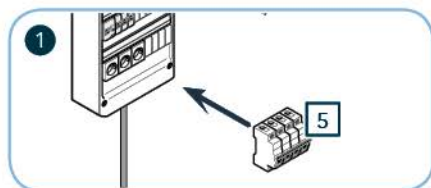
3

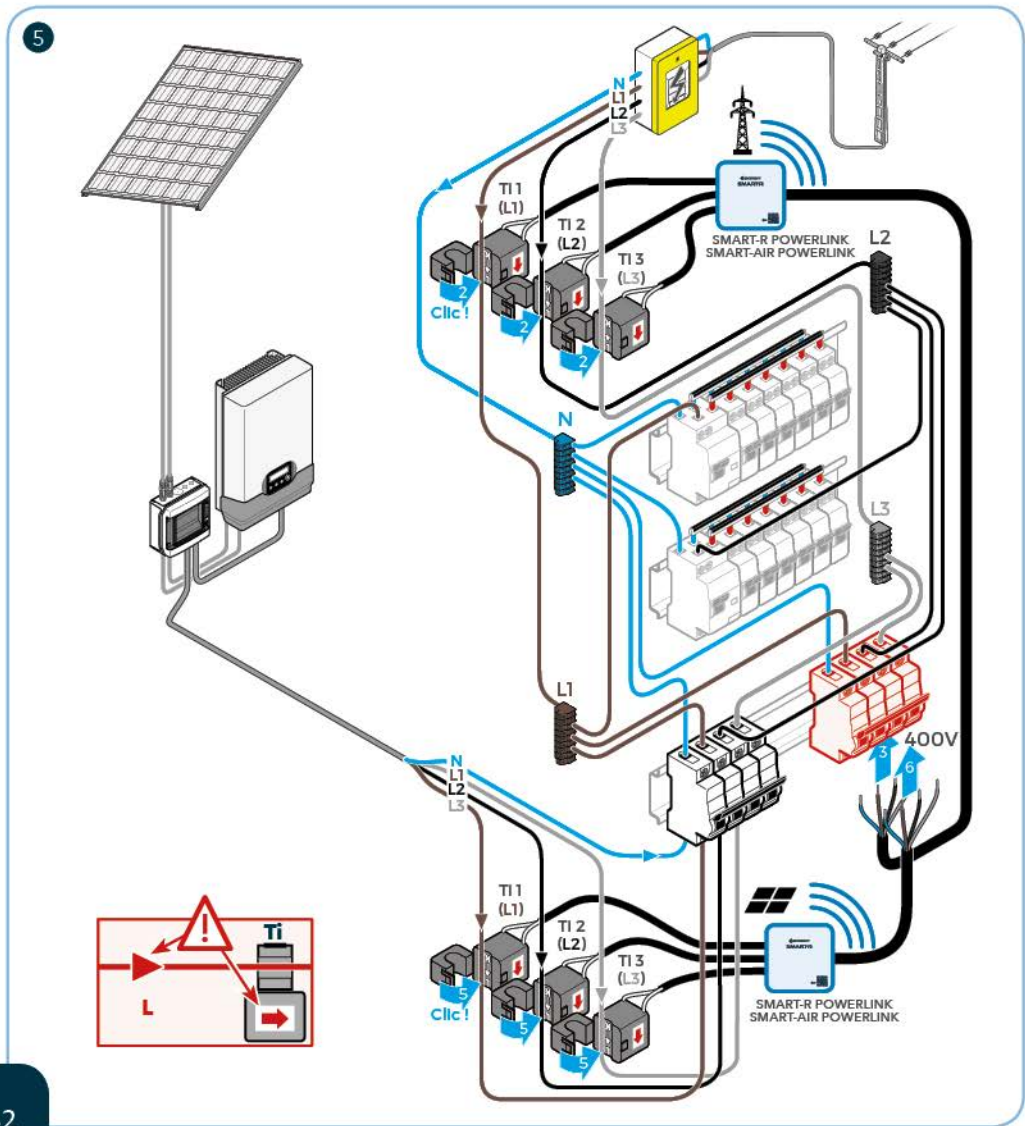
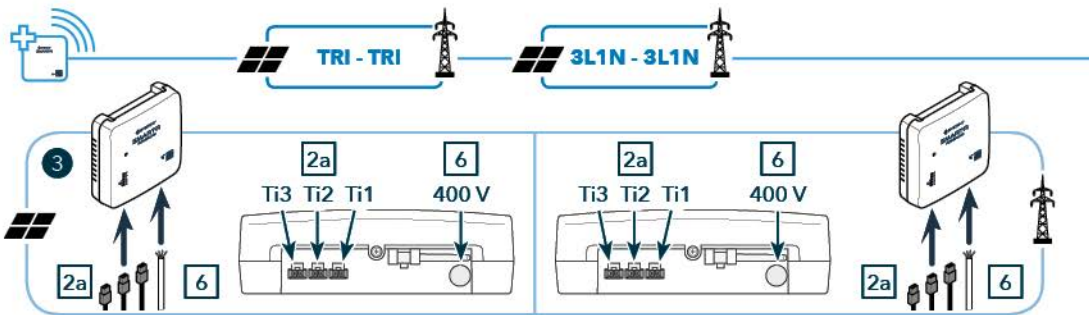


EL16

SMART-R POWERLINK TRI
SMART-AIR POWERLINK TRI

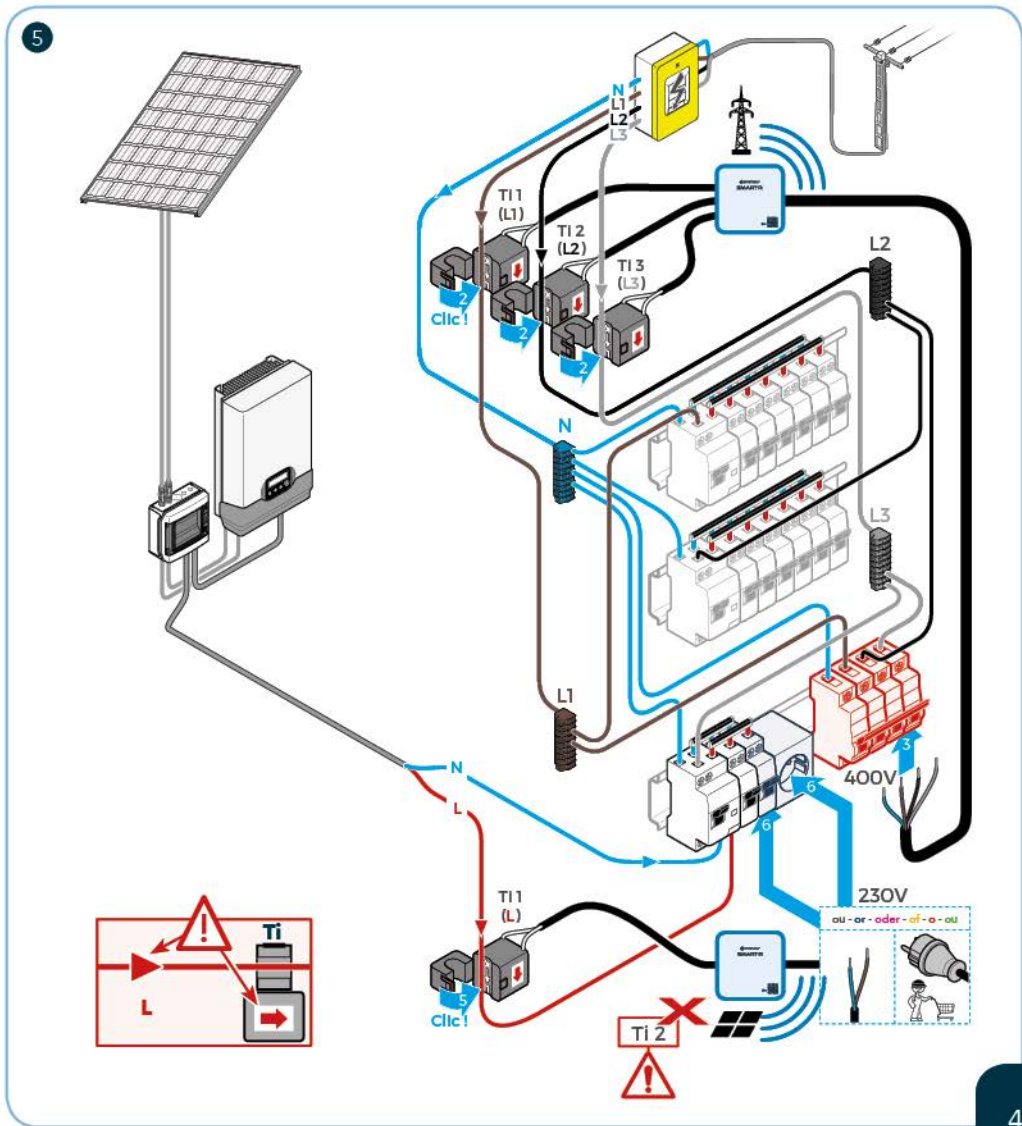
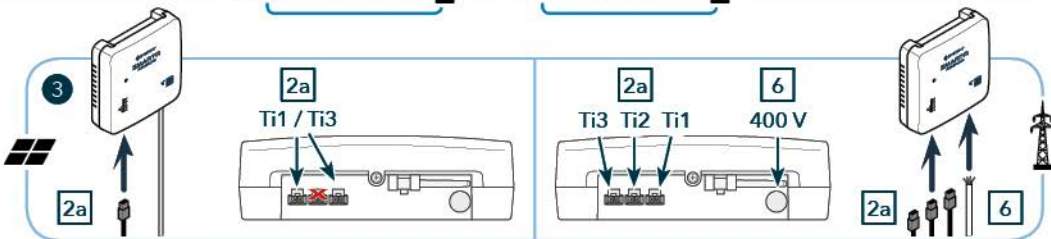


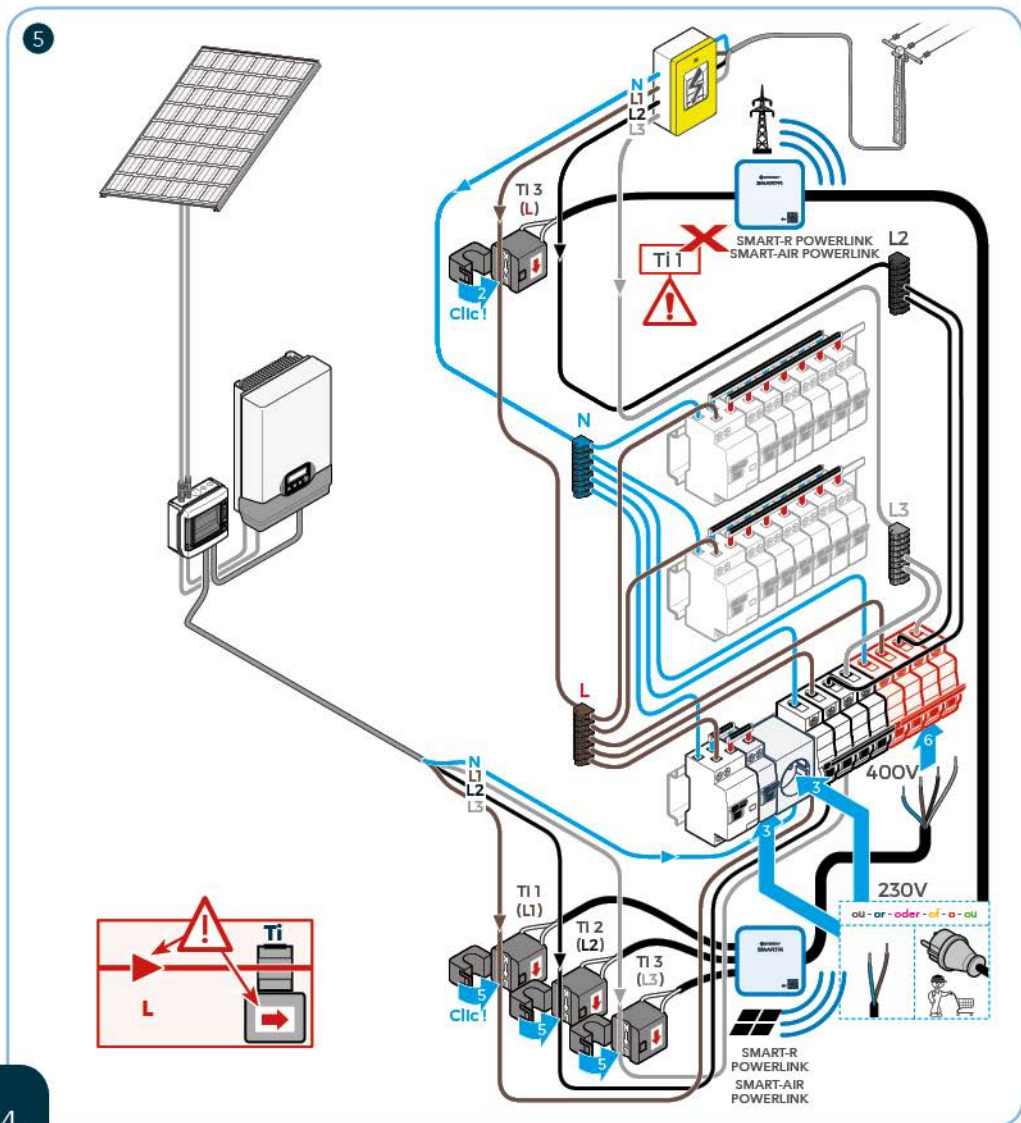
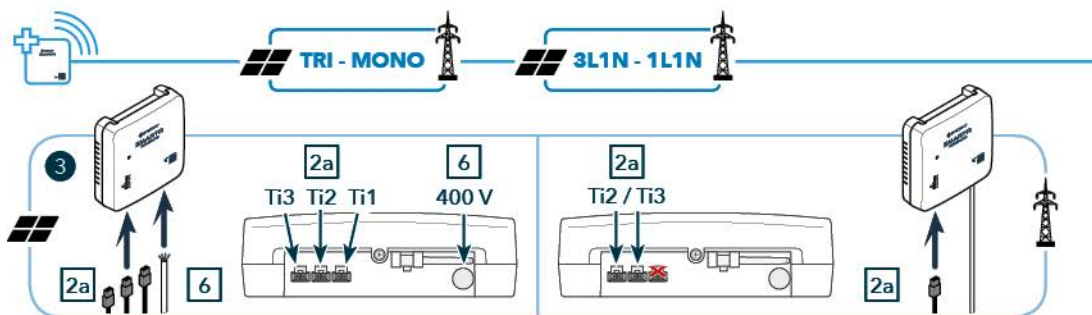




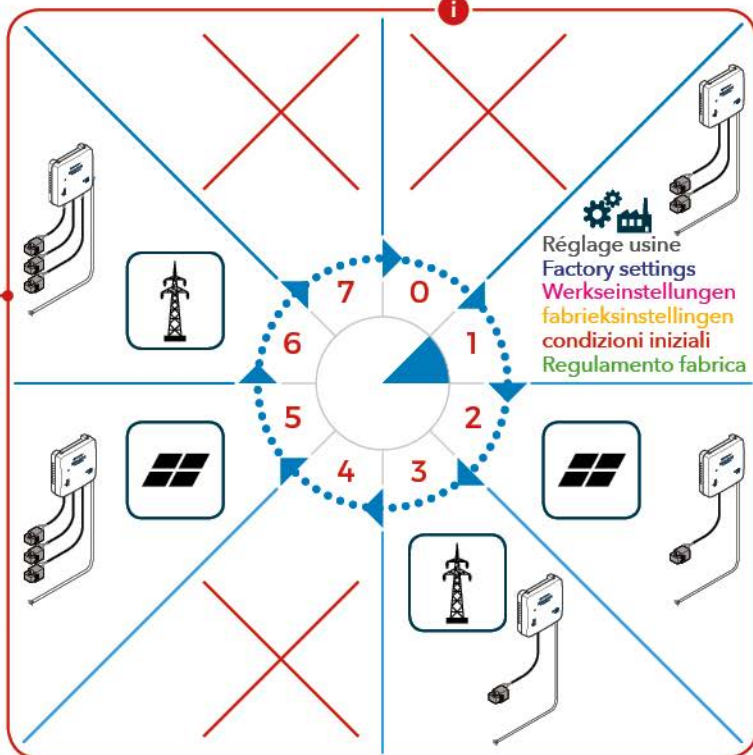
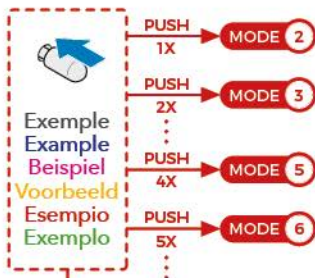
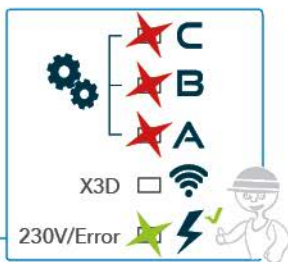


SMART-R
SMART-AIR



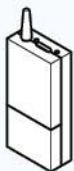


6

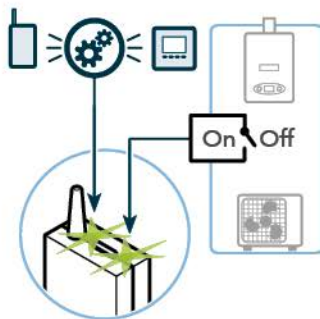




E157

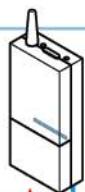
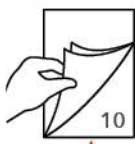
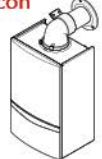


Récepteur X3D
X3D Receiver
X3D Empfänger
X3D Ontvanger
Ricevitore X3D
Receptor X3D



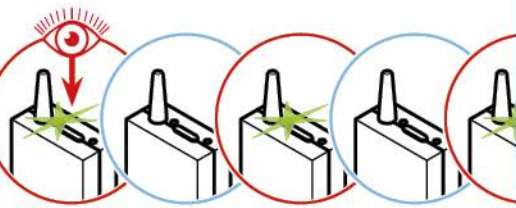
1

Uniquement avec
Only with
Nur mit
Alleen met
Unicamente con
Só com




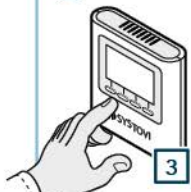
N 230V
50Hz
L

2

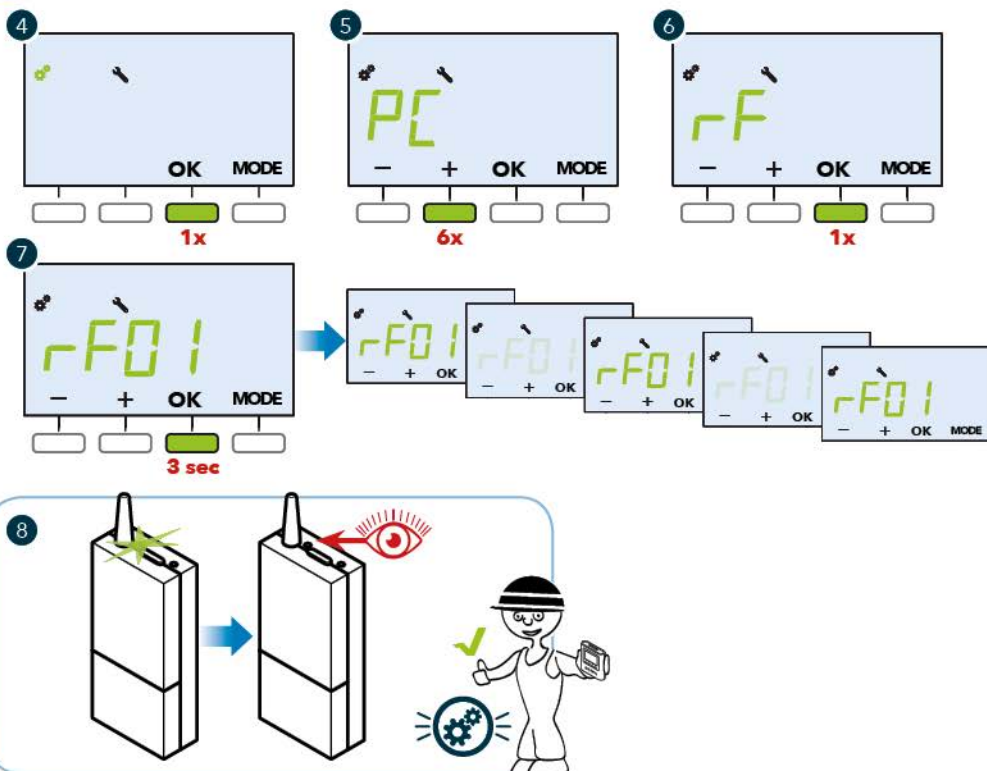


SEC

3



ZONE 1



Récepteur X3D - X3D Receiver - X3D Empfänger - X3D Ontvanger - Ricevitore X3D - Receptor X3D

**TYXIA 6410** : Relai X3D**TYXIA ERX 2000** : Répéteur X3D**RF 4890** : Radiateur ou Plancher chauffant électrique contact alimenté **10 A****RF 6620** : Radiateur électrique contact alimenté **16 A****RF 6420** : Activateur chaudière ou PAC non réversible **MULTI ZONE****RF 6450** : Activateur PAC réversible **MULTI ZONE****RF 6050** : Récepteur de zone supplémentaire en addition des récepteurs RF6420 et RF6450

BN110



Systovi est un créateur et fabricant français de solutions solaires dédiées à l'habitat. Nos produits sont conçus et fabriqués en France (Saint-Herblain), et distribués dans toute l'Europe.

5 rue du Chêne Lassé
44 800 Saint-Herblain
FRANCE
02 40 92 44 20

support@systovi.com
www.systovi.com

Assistance technique



Portail SystoPartner
www.pro-systovi.com
Rubrique « Support »



support@systovi.com



02 40 92 44 20

Obtenez les réponses à
toutes vos questions techniques

MANUEL INSTALLATEUR SMART-R



BN106

