

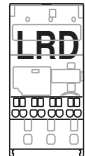
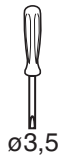
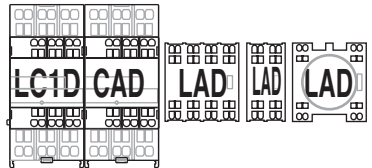
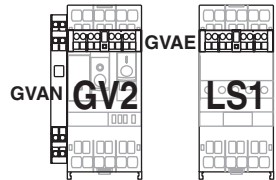
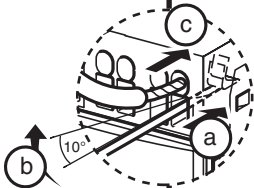
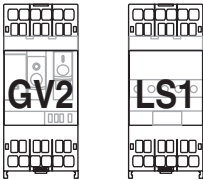
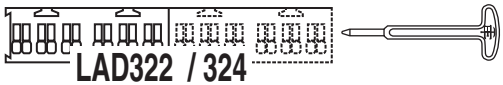
 P (Kw) 400V	 GV2	 LC1D
0,37	GV2ME063	LC1D093●●
0,55	GV2ME073	LC1D093●●
0,75	GV2ME073	LC1D093●●
1,1	GV2ME083	LC1D093●●
1,5	GV2ME083	LC1D093●●
2,2	GV2ME103	LC1D093●●
3	GV2ME143	LC1D093●●
4	GV2ME143	LC1D093●●
5,5	GV2ME163	LC1D123●●
7,5	GV2ME203	LC1D183●●
9	GV2ME213	LC1D253●●
11	GV2ME223	LC1D253●●

Schneider Electric Industries SAS
 35, rue Joseph Monier
 92506 Rueil Malmaison
 France

WARNING ~~LAD34~~ → LAD341



**POWER / PUISSANCE / LEISTUNG
POTENZA/ POTENCIA**



**CONTROL / CONTROLE /
KONTROLLE / CONTROL / CONTROLLO**