



Start-up priority change relay. Possible starting of stand-by motor. Modular version LVMP10 Start-up priority change relay. Possible starting of stand-by motor

Product designation

Product type designation

Function

### Auxiliary supply

Supply voltage Type	Single voltage		
Rated auxiliary supply voltage $U_s$			
	AC		
	min	VAC	220
	Max	VAC	240
Operating voltage range	0.85...1.1 $U_s$		
Rated frequency	Hz	50/60	
Power consumption Max	VA	4.8	
Power dissipation Max	W	3	

### Relay outputs

Number of relays	Nr.	2	
Relay state	Normally de-energised, energises at tripping		
Contact arrangement	2 x 1NO-SPST contact		
Rated operational voltage AC (IEC)	VAC	250	
Maximum switching voltage	VAC	400	
IEC Conventional free air thermal current $I_{th}$	A	8	
UL/CSA and IEC/EN 60947-5-1 designation	B300		
Electrical life (with rated load)	cycles	$10^5$	
Mechanical life	cycles	$30 \times 10^6$	

### Indications

Indication	1 green LED for power on 1 red LED for relay state		
------------	--	--	--

### Functions

3 detecting electrodes (MIN, MAX and COM)	No
5 detecting electrodes (MIN1, MAX1, MIN2, MAX2 and COM)	No
Sensitivity adjustment 2.5...50k $\Omega$	No
Sensitivity adjustment 2.5...100k $\Omega$	No
Sensitivity adjustment 2.5...200k $\Omega$	No

Adjustable sensitivity full-scale value 25-50-100-200 k $\Omega$	No
Separate sensitivity adjustment for MAX probe (foam detection)	No
Emptying function	No
Filling function	No
Emptying function with MIN and/or MAX alarm	No
Filling function with MIN and/or MAX alarm	No
Emptying function with pump priority change	No
Filling function with pump priority change	No
Tank filling, well drawing and alarm	No
Filling-emptying adjustment selector	No
Programming selector for 5 different	No
Motor start-up priority change	No

### Connections

Terminals type	Screw		
Tightening torque for terminals	max	Nm	0.8
	max	lbin	7
Conductor cross section			
AWG/Kcmil	min	AWG	24
	Max	AWG	12
IEC	min	mm <sup>2</sup>	0.2
	Max	mm <sup>2</sup>	4

### Insulations

Rated insulation voltage $U_i$	V	415
Rated impulse withstand voltage $U_{imp}$	kV	4
Operating frequency withstand voltage	kV	2.5

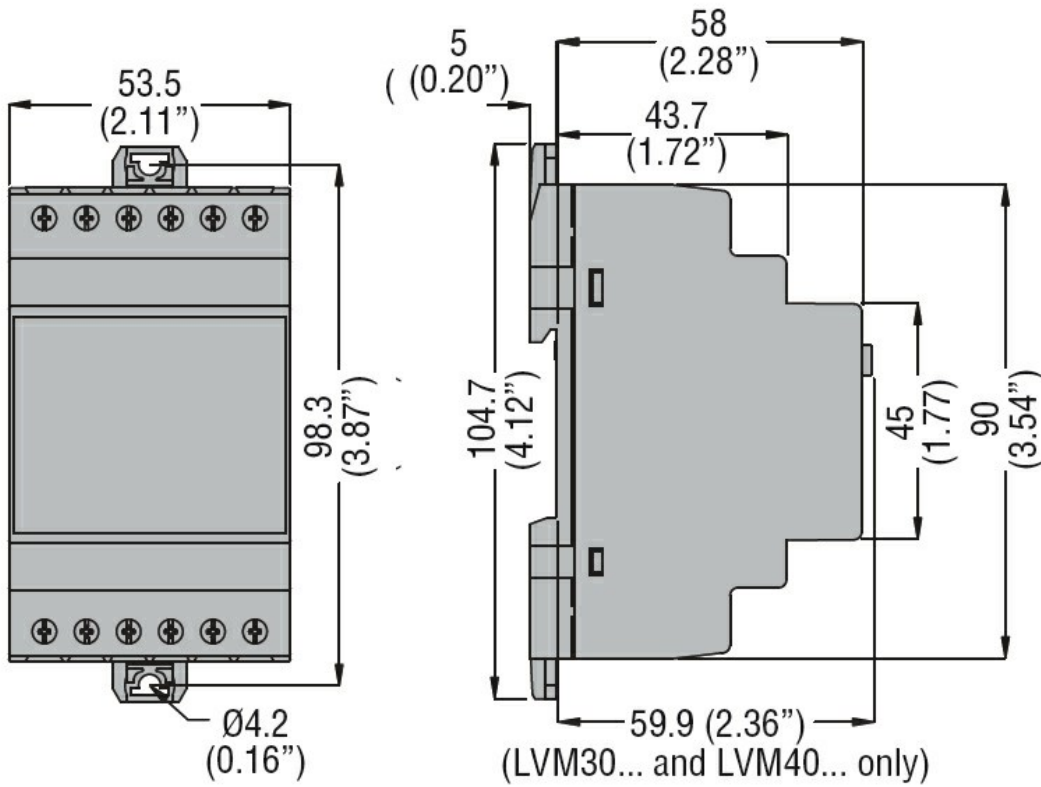
### Ambient conditions

Temperature			
Operating temperature	min	°C	-20
	max	°C	+60
Storage temperature	min	°C	-30
	max	°C	+80

### Housing

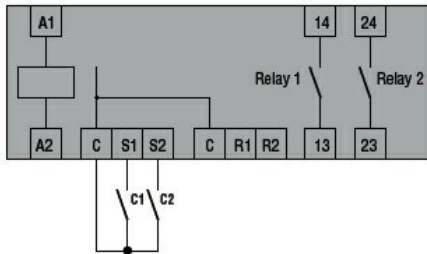
Execution	Modular DIN rail mounting		
N° of modules	3		
Material	Self-extinguishing polyamide		
Mounting	35mm DIN rail (IEC/EN 60715) or by screws using extractable clips		
IEC degree of protection	IP40 on front / IP20 on terminals		
Dimensions (W x H x D)	mm	53.5 x 104.7 x 64.9	
Weight	g	250	

### Dimensions



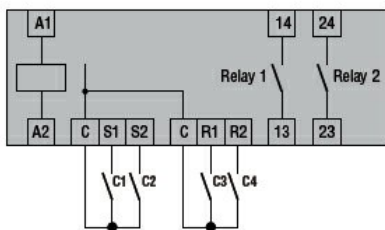
### Wiring diagrams

#### 2-wire connection



C1 = Primary  
C2 = Secondary / Standby

#### 3-wire connection



C1 = Start Primary  
C2 = Start Standby  
C3 = Stop Primary  
C4 = Stop Standby

### Certifications and compliance

#### Compliance

CSA C22.2 n° 14

IEC/EN 60255-5

IEC/EN 61000-6-2

IEC/EN 61000-6-3

UL508

Certificates

cULus

EAC

ETIM classification

ETIM 8.0

EC001447 - (Fill)  
level monitoring  
relay