


Part number

TM 3263KIS



Interlocked switched socket-outlet, TM series, 2 poles + PE, 6 h (blue), 32 A, 200 ÷ 250 V, sectionable fuse carrier 10 x 38 mm, with base box

Product description		Material properties	
Product type	Interlocked switched socket-outlet	Colour	RAL 7012 grey, RAL 5015 blue
Series	TM.. IS/KIS		Compliant with exemption 6(c): copper alloy containing up to 4% lead by weight
N. of poles	2 poles + 	RoHs conformity	
Clock position	6	China RoHs - EFUP	50
Size	115 x 450 x 18 mm	REACH SVHC substances	Yes Lead
Specification	Sectionable fuse carrier 10 x 38 mm With base box	SCIP number	Ce861c8d-b979-403b-96d9-80aef6dc281d
Technical data		Approvals / Standards	
Current	32 A	Reference standard	EN 60309-1, -2 e -4
Voltage	200 ÷ 250 V	General ordering information	
IP degree of protection	IP66 / IP67	EAN13 code	8015747126038
Further technical details		Packaging Information	
Weight	1.645,00 g	Packaging weight	15,75 kg
Operating temperature range (min, max)	-25°C ... +40°C	Packaging volume	55,44 dm ³
UL 94 flammability rating	V-2	Packaging description	Carton box
IK rating (impact degree of protection)	IK10	Packaging quantity	9 Pcs
		Packaging EAN code	8015747126908
		Sub-packaging weight	1,75 kg
		Sub-packaging description	Carton tray
		Sub-packaging quantity	1 Pcs
		Sub-packaging EAN barcode	8015747126915



Catalogue drawings

TM.. IS/KIS interlocked socket-outlets and sectionable fuse carrier



- Compliant with EN 60309 -1, -2 and 4
- Enclosures in insulating self-extinguishing thermoplastic material, RAL 7012 grey
- Mechanical resistance to impacts: 20 J (IK 10 as EN 50102)
- Socket-outlets with bayonet fastening cover
- Factory installed internal wiring
- Cable entry with drilling template
- "Zeta" switch with I_{BT}= 32A rating for 16A and 32A socket-outlets
- Mechanical interlock that prevents: the switch from being turned on without the plug inserted and the plug from being removed while the switch is on
- Knob lockable in positions 0 and I
- Compartment with sectionable fuse carrier (fuses not supplied) and inspection panel openable only when the switch is off
- With Italian Quality Mark

Rated current socket part	Maximum operating current	Fuse carrier CH type
16A	16A	10 x 38
32A	32A	10 x 38

16A
IP66/IP67 degree of protection



32A
IP66/IP67 degree of protection



Poles	Frequency Hz	Voltage V	Earthing contact position h	Part No.	Colour	Part No.	Colour		
2P+Ⓢ	50 and 60	100 - 130	4	TM 1643 IS Ⓢ	Yellow	TM 3243KIS Ⓢ	Yellow		
		200 - 250	6	TM 1663 IS Ⓢ	Blue	TM 3263KIS Ⓢ	Blue		
		380 - 415	9	TM 1693 IS Ⓢ	Red	TM 3293KIS Ⓢ	Red		
		480 - 500	7	TM 1673 IS Ⓢ	Black	TM 3273KIS Ⓢ	Black		
		ins. transformer	12	TM 16123 IS Ⓢ	A.V.	TM 32123KIS Ⓢ	A.V.		
		> 300 - 500	2	TM 1623 IS Ⓢ	+	TM 3223KIS Ⓢ (up to 400V)	+		
		d.c.	3	TM 1633 IS Ⓢ	A.V.	TM 3233KIS Ⓢ	A.V.		
3P+Ⓢ	50 and 60	100 - 130	4	TM 1644 IS Ⓢ	Yellow	TM 3244KIS Ⓢ	Yellow		
		200 - 250	9	TM 1694 IS Ⓢ	Red	TM 3294KIS Ⓢ	Red		
		380 - 415	6	TM 1664 IS Ⓢ	Blue	TM 3264KIS Ⓢ	Blue		
		440 - 460	11	TM 16114 IS Ⓢ	Black	TM 32114KIS Ⓢ	Black		
		480 - 500	7	TM 1674 IS Ⓢ	Black	TM 3274KIS Ⓢ	Black		
		380	3	TM 1634 IS Ⓢ	Black	TM 3234KIS Ⓢ	Black		
		440	3	TM 1634 IS Ⓢ	Black	TM 3234KIS Ⓢ	Black		
		100 - 300	> 50	10	TM 16104 IS Ⓢ	*	TM 32104KIS Ⓢ (up to 400V)	*	
		> 300 - 500	> 50	2	TM 1624 IS Ⓢ	+	TM 3224KIS Ⓢ (up to 400V)	+	
		3P+N+Ⓢ	50 and 60	57/100 - 75/130	4	TM 1645 IS Ⓢ	Yellow	TM 3245KIS Ⓢ	Yellow
				120/208 - 144/250	9	TM 1695 IS Ⓢ	Red	TM 3295KIS Ⓢ	Red
200/346 - 240/415	6			TM 1665 IS Ⓢ	Blue	TM 3265KIS Ⓢ	Blue		
277/480 - 288/500	7			TM 1675 IS Ⓢ	Black	TM 3275KIS Ⓢ	Black		
250/440 - 265/460	11			TM 16115 IS Ⓢ	Black	TM 32115KIS Ⓢ	Black		
220/380	3			TM 1635 IS Ⓢ	Black	TM 3235KIS Ⓢ	Black		
250/440	3			TM 1635 IS Ⓢ	Black	TM 3235KIS Ⓢ	Black		
> 300 - 500	> 50	2	TM 1625 IS Ⓢ	+	TM 3225KIS Ⓢ (up to 400V)	+			

Legend

A.V. = Colour according to voltage
 *) Green may be used together with the colour of the operating range for frequencies above 60 Hz and up to a maximum of 500 Hz

Accessories for socket-outlet combinations

with 1 plate: TM 1145 TB (page 24), TM 1114 DB (page 26)

with 2 plates: TM 1114 GB (page 27)

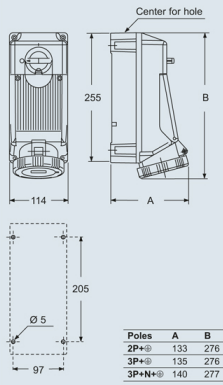
Accessories for assembly on control panels

QP V - QG V

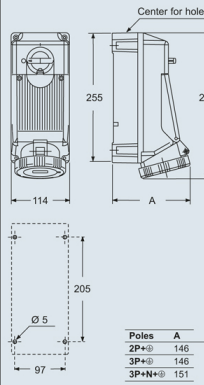
page 31

Dimensions indicated are not binding and may be changed without prior notice.

dimensions in mm



dimensions in mm



Notes

Dimensions shown in mm are not binding and may be changed without notice.