

1SNA400194R2100 ✓ ACTIVE

ENTRELEC | ENTRELEC SNA

TE Internal #: 1SNA400194R2100

Modular Terminal Blocks, Feed-Through, Screw Clamp Terminal Block, Black, Product Spacing .629 in [16 mm], 2 Position, Screw Terminal, ENTRELEC SNA

[View on TE.com >](#)



Connectors > Terminal Blocks & Strips > Modular Terminal Blocks



Block Function: **Feed-Through**

Modular Terminal Block Product Type: **Screw Clamp Terminal Block**

Rated Cross Section: **35 mm²**

Primary Product Color: **Black**

Features

Product Type Features

Modular Terminal Block Product Type	Screw Clamp Terminal Block
-------------------------------------	----------------------------

Configuration Features

Gauge Type	B9
Number of Levels	1
Number of Poles	2
Number of Circuits	1
Block Function	Feed-Through
Number of Positions	2

Electrical Characteristics

Operating Voltage Rating (UL & CSA) (Max) - Main Circuit	600 V
Impulse Withstanding Voltage Rating (IEC)	8000 V
Voltage Rating (CSA)	600 V
Current Rating (CSA)	150 A
Short-Time Withstanding Current Rating @ 1s	4200 A
Voltage Rating (IEC)	1000 V

Current Rating (UL)	150 A
Current Rating (IEC)	125 A
Voltage Rating	1000 VAC

Body Features

Product Weight	50 g
Primary Product Color	Black

Termination Features

Termination Method to Wire & Cable	Screw Terminal
------------------------------------	----------------

Mechanical Attachment

DIN Rail Mounting Type	G32, TH35-15, TH35-7.5
Tightening Torque	24.9 in-lbs
Connector Mounting Type	DIN Rail

Housing Features

Housing Material	Polyamide 6.6
------------------	---------------

Dimensions

Main Circuit Capacity - 1 Rigid Stranded Conductor per Screw Clamp	10 – 0 AWG
Wire Stripping Length	17 mm [.669 in]
Main Circuit Capacity - 1 Flexible Conductor per Spring Clamp	6 – 35 mm ²
Product Depth	46.5 mm
Product Width	16 mm [.629 in]
Product Length	46.5 mm
Product Height	49 mm
Rated Cross Section	35 mm ²
Product Spacing	16 mm [.629 in]
Wire Size	35 mm ²

Usage Conditions

Storage Temperature Range	-55 – 110 °C [-67 – 230 °F]
Installation Temperature Range	-5 – 40 °C [23 – 104 °F]
Operating Temperature Range	-55 – 110 °C [-67 – 230 °F]

Operation/Application

Circuit Application	Power & Signal
---------------------	----------------



Industry Standards

IP Rating	IP20
UL Flammability Rating	UL 94V-0

Product Compliance

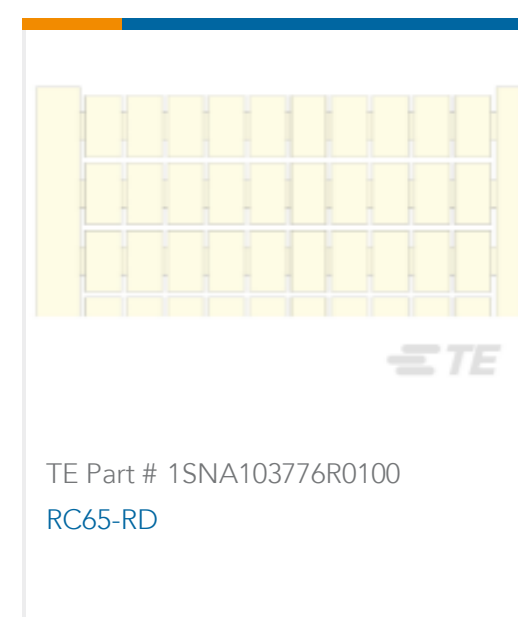
[For compliance documentation, visit the product page on TE.com>](#)

EU RoHS Directive 2011/65/EU	Compliant
EU ELV Directive 2000/53/EC	Compliant
China RoHS 2 Directive MIIT Order No 32, 2016	No Restricted Materials Above Threshold
EU REACH Regulation (EC) No. 1907/2006	Current ECHA Candidate List: JUNE 2022 (224) Candidate List Declared Against: JUNE 2022 (224) Does not contain REACH SVHC
Halogen Content	Low Halogen - Br, Cl, F, I < 900 ppm per homogenous material. Also BFR/CFR/PVC Free
Solder Process Capability	Not reviewed for solder process capability

Product Compliance Disclaimer




This information is provided based on reasonable inquiry of our suppliers and represents our current actual knowledge based on the information they provided. This information is subject to change. The part numbers that TE has identified as EU RoHS compliant have a maximum concentration of 0.1% by weight in homogenous materials for lead, hexavalent chromium, mercury, PBB, PBDE, DBP, BBP, DEHP, DIBP, and 0.01% for cadmium, or qualify for an exemption to these limits as defined in the Annexes of Directive 2011/65/EU (RoHS2). Finished electrical and electronic equipment products will be CE marked as required by Directive 2011/65/EU. Components may not be CE marked. Additionally, the part numbers that TE has identified as EU ELV compliant have a maximum concentration of 0.1% by weight in homogenous materials for lead, hexavalent chromium, and mercury, and 0.01% for cadmium, or qualify for an exemption to these limits as defined in the Annexes of Directive 2000/53/EC (ELV). Regarding the REACH Regulation, the information TE provides on SVHC in articles for this part number is based on the latest European Chemicals Agency (ECHA) 'Guidance on requirements for substances in articles' posted at this URL: <https://echa.europa.eu/guidance-documents/guidance-on-reach>

Compatible Parts

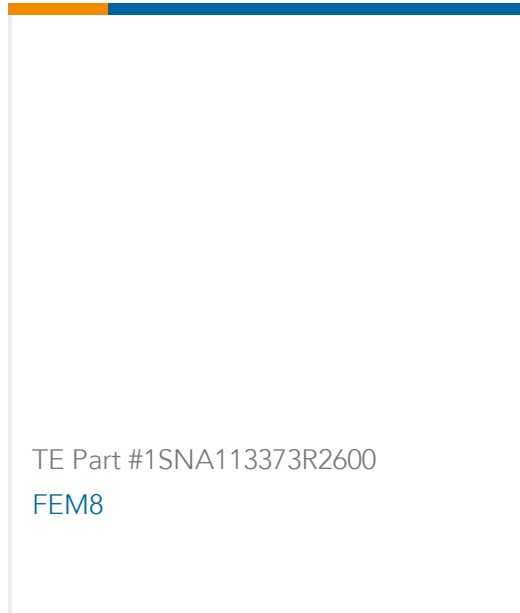
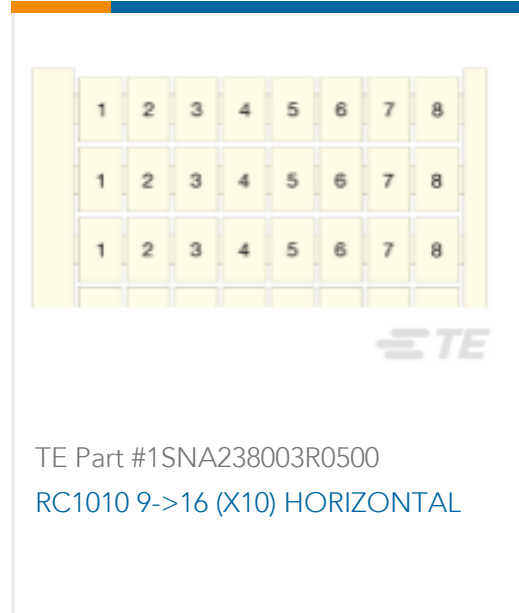
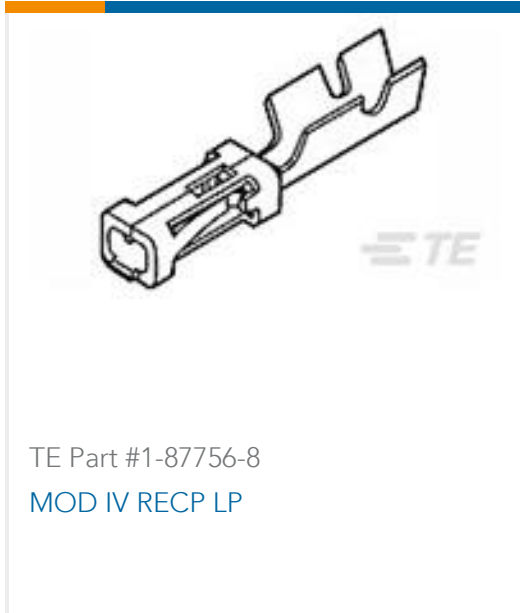


 <p>TE Part # 1SNA206230R1100 RC610-GN</p>	 <p>TE Part # 1SNA206231R0600 RC610-YL</p>	 <p>TE Part # 1SNA206232R0700 RC610-OR</p>	 <p>TE Part # 1SNA206233R0000 RC610-BL</p>
 <p>TE Part # 1SNA206235R0200 RC610-RD</p>	 <p>TE Part # 1SNA232000R0000 RC65</p>	 <p>TE Part # 1SNA233000R0100 RC610</p>	 <p>TE Part # 1SNA234000R0200 RC810</p>
 <p>TE Part # 1SNA238000R1600 RC1010</p>	 <p>TE Part # 1SNK916302R0000 JB16-2</p>	 <p>TE Part # 1SNK916304R0000 JB16-4</p>	 <p>TE Part # 1SNK916305R0000 JB16-5</p>
 <p>TE Part # 1SNK916310R0000 JB16-10</p>	 <p>TE Part # 1SNA007865R2600 FC2</p>	 <p>TE Part # 1SNA116795R1100 SCFCV1-2</p>	 <p>TE Part # 1SNA167860R0100 FC4</p>

Also in the Series | **ENTRELEC SNA**

 <p>Modular Terminal Blocks(182)</p>	 <p>Terminal Block & Strip Conducting Accessories(26)</p>	 <p>Terminal Block & Strip Insulating Accessories(14)</p>
---	---	--

Customers Also Bought



Documents

CAD Files

3D PDF

3D

Customer View Model

[ENG_CVM_CVM_1SNA400194R2100_A.2d_dxf.zip](#)

English

Customer View Model

[ENG_CVM_CVM_1SNA400194R2100_A.3d_igs.zip](#)

English

Customer View Model

[ENG_CVM_CVM_1SNA400194R2100_A.3d_stp.zip](#)

English

By downloading the CAD file I accept and agree to the [Terms and Conditions](#) of use.

Datasheets & Catalog Pages

[Catalogue - ENTRELEC terminal-blocks-sna-series](#)

English

[M35/16](#)

English

1SNA400194R2100

Modular Terminal Blocks, Feed-Through, Screw Clamp Terminal Block, Black, Product Spacing .629 in [16 mm], 2 Position, Screw Terminal, ENTRELEC SNA



ENTRELEC Terminal Blocks Catalogue (RUS)