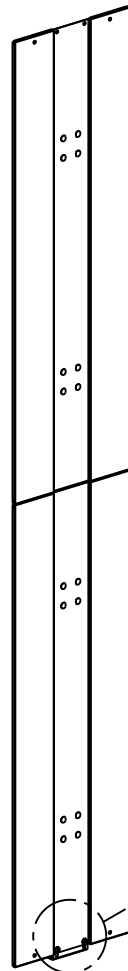
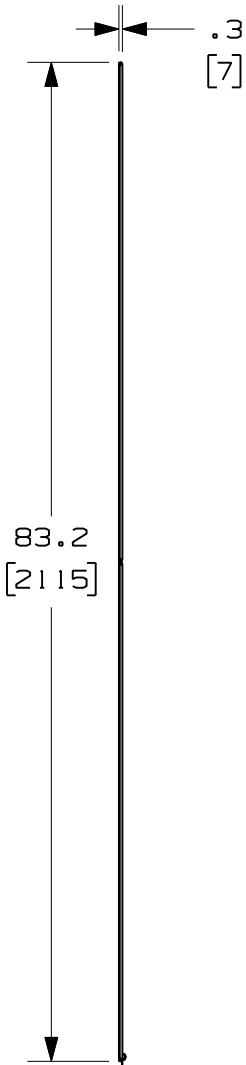
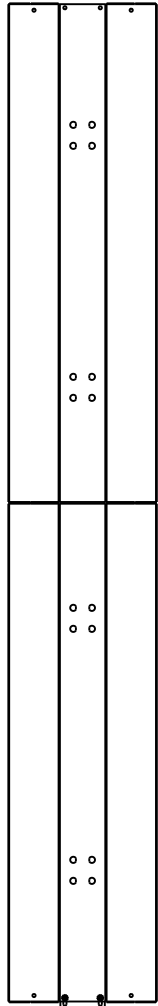
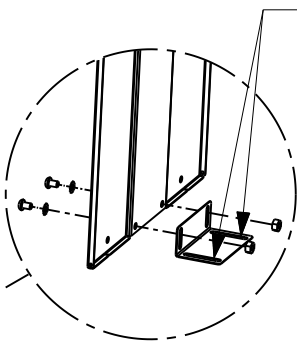


THIS COPY IS PROVIDED ON A RESTRICTED BASIS AND IS NOT TO BE USED IN ANY WAY DETRIMENTAL TO THE INTERESTS OF PANDUIT CORP.



PANDUIT P/N	WEIGHT
NREPBI	5.0 LBS/EACH 2.3 Kg/EACH

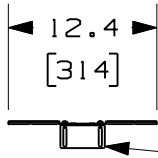
- NOTES:
- VISIT OUR ON-LINE CATALOG AT WWW.PANDUIT.COM FOR A CURRENT LIST OF PRODUCTS APPLICABLE FOR USE WITH THIS PART.
 - COMPONENTS:
2- 22 RU END PANEL SECTIONS
1- FLOOR BRACKET
1- HARDWARE MOUNTING KIT
 - DIMENSIONS IN PARENTHESIS ARE METRIC.



.265" X 1.66" SLOT FOR FLOOR MOUNTING
HARDWARE NOT INCLUDED TO MOUNT TO FLOOR

FLOOR MOUNTING BRACKET CAN BE MOUNTED TOWARD THE INSIDE OR OUTSIDE OF THE END PANEL.

NOTE: BRACKET MUST BE MOUNTED TOWARD OUTSIDE WHEN COOL BOOT IS USED.



MODEL FILENAME	V10661AZ/00
CAD FILENAME/LAYERS	V10661AZ_DC/00A
<h1>PANDUIT</h1> CORP. TINLEY PARK, ILLINOIS	
NETRUNNER HIGH CAPACITY END PANEL (NREPBI) CUSTOMER DRAWING	
UNLESS OTHERWISE SPECIFIED, DIMENSIONAL TOLERANCES ARE:	UNLESS OTHERWISE SPECIFIED, ALL DIMENSIONS ARE GIVEN IN INCHES, THIRD ANGLE PROJECTION.

REV	DATE	BY	CHK	DESCRIPTION	ECN	R	CUST	SUP	OTH
OOA	8-15-12	BAME	PM	DRAWING RELEASED	V10661AZ-DC		CMK		

DRAWN BY BAME	MAT'L:	SCALE NONE
DATE 8-15-12	SEE NOTES	DRAWING NO. V10661AZ-DC
CHK'D PM		DWG A SIZE