

NetGen[®]

STRUCTURED CABLING SOLUTIONS

Category 6 and 5e System Solutions

- > COST-EFFECTIVE
- > MARKET-FOCUSED
- > CONTRACTOR-GRADE





From the global leaders in connectivity and cable, Panduit and General Cable have a comprehensive line of contractor-grade connectivity and cabling solutions.

NetGen[®]

STRUCTURED CABLING SOLUTIONS

This world-class partnership provides guaranteed network performance and system reliability for customer requirements.



Table of Contents

NetGen [®] Category 6 and 5e System Overview	p. 5
Agency Listings and Certificates	p. 5
NetGen [®] Category 6 System	p. 6
Panduit Connectivity for NetGen [®] Category 6 Systems	
NetKey [®] Category 6 UTP Jack Modules	p. 7
NetKey [®] Copper UTP Patch Cords	p. 7
NetKey [®] Patch Panels	p. 8-9
GenSPEED [®] 6 Category 6 Cable	p. 10-11
NetGen [®] Category 5e System	p. 12
Panduit Connectivity for NetGen [®] Category 5e Systems	
NetKey [®] Category 5e UTP Jack Modules	p. 13
NetKey [®] Copper UTP Patch Cords	p. 13
NetKey [®] Patch Panels	p. 14-15
GenSPEED [®] 5350 Enhanced Category 5e Cable	p. 16-17
GenSPEED [®] 5000 Category 5e Cable	p. 18-19
Panduit Accessories for the NetGen [®] System	
NetKey [®] Faceplates	p. 20
NetKey [®] Faceplate Frames and Modular Inserts	p. 21
NetKey [®] Module Frames and Furniture Faceplates	p. 22
NetKey [®] Phone Plates	p. 22
NetKey [®] Surface Mount Boxes	p. 23
NetKey [®] Audio/Video Modules	p. 24-25
Audio/Video Inserts	p. 26
Termination Tools	p. 27
Identification and Labeling Systems	p. 28
Racks and Cable Management	p. 29
Grounding and Bonding Solutions	p. 29
Part Number Index	p. 30



connect
with us

A Shared Vision

The Panduit and General Cable mission is to provide organizations with cost-effective, market-focused, contractor-grade network solutions.

Maintaining a balance between performance and value can be difficult on a tight budget. Financial constraints can limit the number of options available and potentially affect the quality, reliability and flexibility of the network. In the past, cabling and connectivity solutions were not specifically designed to create an infrastructure that was both cost-effective and robust. At Panduit and General Cable, we empower customers with affordable, high-quality cabling and connectivity infrastructure solutions.

A Shared Focus on Markets

NetGen® solutions are best suited for:

- **Educational institutions** are increasing the number of network-based communication tools to enhance the learning process.
- **Local governments and municipalities** are striving to reduce operating costs and consolidate department systems while establishing disaster recovery plans and providing services via the Internet.

- For **small- to mid-sized enterprises**, reliable networks are key to growth and productivity by connecting mobile workforces and distributing critical information.

A Shared Solution

NetGen® solutions combine standards-compliant Category 6 and Category 5e NetKey® connectivity from Panduit and cable from General Cable. Enterprise organizations receive a cabling infrastructure that operates within 10 BASE-T through 1000 BASE-T protocol and meets the parameters of all ANSI/TIA 568 C.2 industry standards.

Complete Solution Warranty

Panduit and General Cable stand behind NetGen® solutions with a comprehensive warranty program that provides standards-compliant performance.

The NetGen® 25-Year Warranty offers one point of contact for all inquiries and ensures compliance with all ANSI, TIA and ISO/IEC applicable standards.

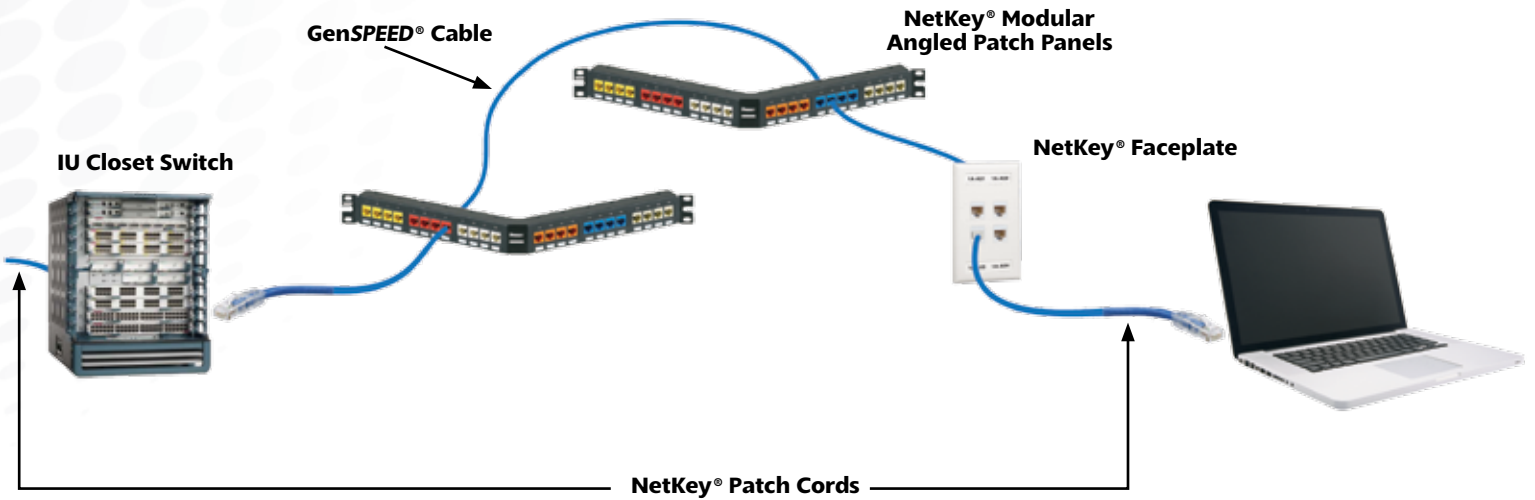
World-Class Installation and Technical Support

Quality installation of NetGen® solutions is provided through an extensive network of specially trained and authorized installers. Meeting stringent qualification requirements, our installers receive continuous training on products, standards and installation practices.

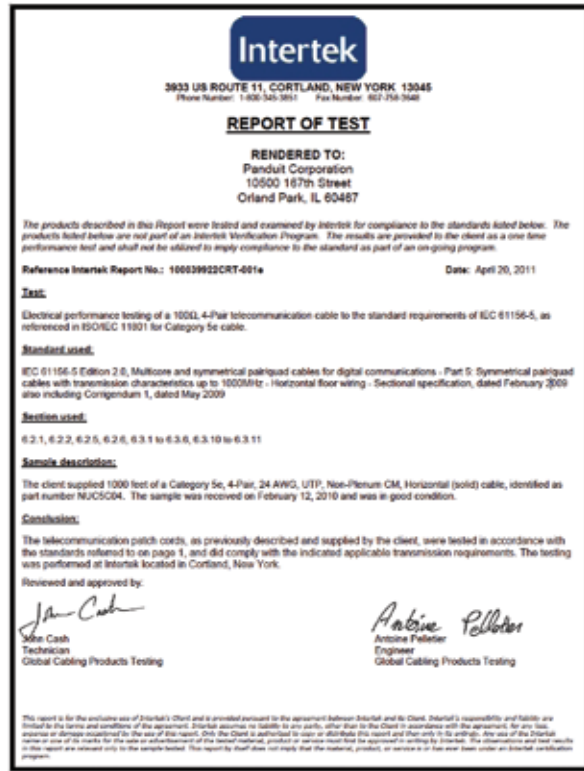
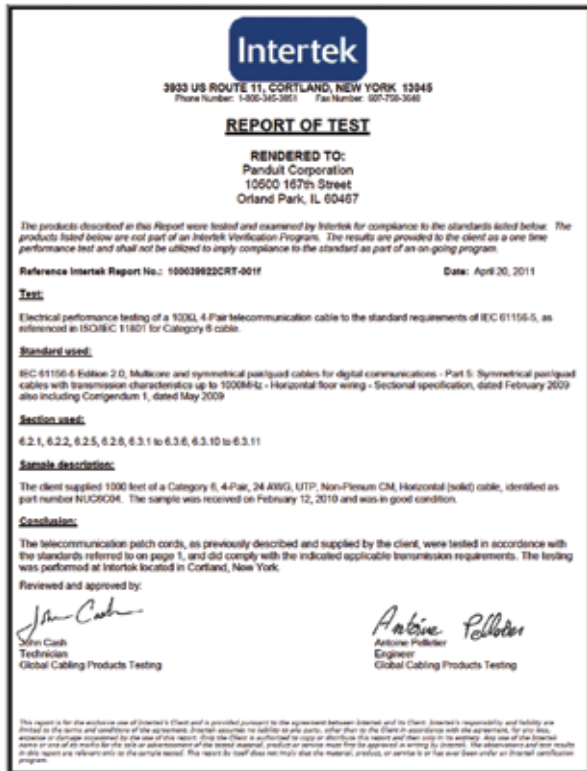
PANDUIT and
GENERAL CABLE

Cost-Effective, Market-Focused,
Contractor-Grade Solutions

NetGen® Category 6 and 5e System



Agency Listings and Certificates



NetGen[®] Category 6 System

Key features and benefits of the NetGen[®] 6 solution:

- Designed to meet ANSI/TIA 568 C.2 channel requirements
- Installations covered by a 25-year comprehensive warranty program that provides performance to the latest industry standards
- A single point of contact for all NetGen[®] inquiries
- All connectivity components are 100% performance-tested
- Quick installation of NetGen[®] systems is provided through an extensive network of specially trained and certified installers

NetGen[®] 6 Solutions Deliver:

- Optimal performance on all electrical parameters to provide a system that meets all applicable TIA standards. This performance is achieved through the robust cable design of GenSPEED[®] 6 paired with the NetKey[®] Jack Module, Patch Cord and punchdown or modular patch panels
- Category 6 channel designed to meet the bandwidth requirements set by ANSI/TIA 568 C.2 Category 6 standards
- TRU-Mark[®] footage marking system to help eliminate unused lengths of cable and save installation time
- Jack modules are terminated with industry-standard 110 punchdown tool that reduces installation cost
- Patch cords include slender strain relief boots for easy access to high-density environments and patented tangle-free latch which prevents snags and provides easy release for simple moves, adds and changes
- Modular and punchdown patch panels, available in both metal and molded versions

For additional NetKey[®] components, visit www.panduit.com

NetGen[®] 6 Solution: Guaranteed to TIA/EIA Category 6 Standard

Frequency (MHz)	TIA/EIA Cat 6 Insertion Loss (dB)	TIA/EIA Cat 6 PSNEXT (dB)	TIA/EIA Cat 6 PSACR (dB)	TIA/EIA Cat 6 PSELFEXT (dB)	TIA/EIA Cat 6 Return Loss (dB)
1	2.1	62.0	59.9	60.3	19.0
4	4.0	60.5	56.5	48.2	19.0
10	6.3	54.0	47.7	40.3	19.0
16	8.0	50.6	42.6	36.2	18.0
20	9.0	49.0	40.0	34.2	17.5
31.25	11.4	45.7	34.3	30.4	16.5
62.5	16.5	40.6	24.1	24.3	14.0
100	21.3	37.1	15.8	20.3	12.0
200	31.5	31.9	0.4	14.2	9.0
250	35.9	30.2	—	12.3	8.0

Panduit Connectivity for NetGen[®] Category 6 Systems

NetKey[®] Category 6 UTP Jack Modules

- Meet all industry performance standards for Category 6
- Punchdown jack modules are 100% performance tested and individually serialized for future traceability
- Snap in and out of keystone openings for easy moves, adds and changes
- Universal label includes T568A and T568B wiring schemes

Part Number*	Description	Color
NK688MIW	Category 6, 8-position, 8-wire, keystone punchdown jack module	Off White
NK688MIW-Q	Convenience pack of 25, Category 6, 8-position, 8-wire, keystone punchdown jack modules	Off White

*For standard colors, replace color suffix with IW (Off White), EI (Electric Ivory), IG (International Grey), WH (White), BL (Black), BU (Blue), RD (Red), YL (Yellow), GR (Green), OR (Orange) or VL (Violet). To order convenience package of 25 jack modules, and -Q to end of part number.



NK688MIW



NK688MIW-Q

NetKey[®] Category 6 Copper UTP Patch Cords

- Meet all industry performance standards for Category 6
- 100% performance tested
- Available in a variety of colors and lengths for design flexibility

Part Number	Description
NK6PC [^] *Y	Category 6, UTP patch cord with modular plugs on each end

[^]Available in 3, 5, 7, 10, 14 and 20 foot lengths.

*For standard colors other than Off White, add suffix BU (Blue), RD (Red), YL (Yellow) or GR (Green) before Y in the part number. For example, the part number of a blue Category 6, 5-foot patch cord is NK6PC5BUY.



NK6PC[^]*Y

Panduit Connectivity for NetGen[®] Category 6 Systems

NetKey[®] Patch Panels

- Mount to standard TIA/EIA 19" racks
- Punchdown patch panels meet all industry performance standards for Category 6
- Modular patch panels accept all NetKey[®] Modules
- Molded patch panels made of strong polymer material, with port numbering front and back
- Optional angled versions available for high density installations
- Strain relief bars assist in cable management and bend radius control
- Filler panels reserve space for future use and direct airflow

Punchdown Patch Panels*

Part Number	Description
NK6PPG12WY	Category 6, 12-port punchdown patch panel. Mounts to wall with standard 89D bracket (WB89D)
NK6PP24P	Category 6, 24-port molded punchdown patch panel, 1 RU
NK6PP48P	Category 6, 48-port molded punchdown patch panel, 2 RU

*Punchdown patch panels are color-coded for T568A and T568B wiring schemes.



NK6PPG12WY



NK6PP24P



NK6PP48P

Modular Patch Panels

Part Number	Description
NKFP12W	12-port modular patch panel. Mounts to wall with standard 89D bracket (WB89D)
NKFP24Y	24-port modular patch panel, 1 RU
NKFP48Y	48-port modular patch panel, 2 RU
NKPP24P	24-port molded modular patch panel, 1 RU
NKPP48P	48-port molded modular patch panel, 2 RU
NKFP24KSRBSY	24-port modular patch panel with strain relief bar, 1 RU
NKFP48KSRBSY	48-port modular patch panel with strain relief bar, 2 RU



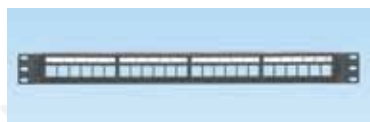
NKFP12W



NKFP24Y



NKFP48Y



NKPP24P



NKPP48P

Panduit Connectivity for NetGen[®] Category 6 Systems

Flush Mount Patch Panels

Part Number	Description
NKPPA24FMY	24-port flush mount angled modular patch panel, 1 RU
NKPPA48FMY	48-port flush mount angled modular patch panel, 2 RU
NKPP24FMY	24-port flush mount modular patch panel, 1 RU
NKPP48FMY	48-port flush mount modular patch panel, 2 RU



NKPPA24FMY



NKPPA48FMY

Wall Mount Bracket

Part Number	Description
WB89D	Wall mount bracket. Ideal for use with 12-port punchdown or modular patch panels



WB89D

Strain Relief Bars

Part Number	Description
SRB19BLY	Strain relief bar extends 2" from standard 19" rack for additional cable support
SRBM19BLY	Strain relief bar and Tak-Ty [®] Hook & Loop Cable Ties for additional cable support
SRBS19BL-XY	Straight strain relief bar



SRB19BLY




SRBM19BLY

Filler Panels


Part Number	Description
TLBP1S-V	1 RU tool-less filler panel, 9.52 mm (3/8 in.) square holes
TLBP1R-V	1 RU tool-less filler panel, M5 (#10) or M6 (#12) round tapped holes
TLBP2S-V	2 RU tool-less filler panel, 9.52 mm (3/8 in.) square holes
TLBP2R-V	2 RU tool-less filler panel, M5 (#10) or M6 (#12) round tapped holes
CPAF1BLY	1 RU angled filler panel
CPAF2BLY	2 RU angled filler panel



TLBP1R-V



TLBP2R-V



CPAF2BLY

GenSPEED[®] 6 Category 6 Cable

Features And Benefits

- Unique separator design engineered for consistent electrical performance
- Performance guaranteed to 350 MHz
- TRU-Mark[®] print legend contains footage markings from 1000' to 0'
- Third-party verified for guaranteed performance
- Made in U.S.A.

Applications


- IEEE 802.3: 1000 BASE-T (Gigabit Ethernet), 100 BASE-TX, 10 BASE-T
- ANSI/TIA 854: 1000 BASE-TX
- 155 Mp/s, 1.2 Gb/s ATM
- ANSI X3.263: 100 Mb/s
- IEEE 802.3af for DTE Power (PoE)
- IEEE 802.3at for PoE Plus
- Digital Video
- Broadband and Baseband Analog Video

Standard Compliances

- ANSI/TIA 568 C.2
- ANSI/TIA 862 (Building Automation)
- ISO/IEC 11801 Ed. 2.0 (Class E)
- ICEA S-102-700 (Category 6)
- NEC/CEC Type CMR (UL 1666) for Non-Plenum
- NEC/CEC Type CMP (NFPA 262) for Plenum
- RoHS Compliant Directive 2002/95/EC
- UL 444



Data subject to change without notice.



CONSTRUCTION

Conductors

- 23 AWG solid bare annealed copper

Insulation

- Non-Plenum: Polyolefin
- Plenum: Fluoropolymer/Dual-Layer Polyolefin

Color Code

- Pair 1: Blue-White/Blue
- Pair 2: Orange-White/Orange
- Pair 3: Green-White/Green
- Pair 4: Brown-White/Brown

Separator

- Divider

Rip Cord

- Applied longitudinally under jacket

Jacket

- Non-Plenum: Flame-Retardant PVC
- Plenum: Low-Smoke, Flame-Retardant PVC

PHYSICAL DATA

	CMR (Non-Plenum)	CMP (Plenum)
Nominal Cable Diameter (in)	0.205	0.200
Nominal Cable Weight (lbs/1000 ft)	28	28
Minimum Bend Radius (in)	1.0	1.0
Maximum Pulling Force (lbs)	32	32
Temperature Rating (°C)		
Installation:	0 to +60	0 to +60
Operation:	-20 to +75	-20 to +75

PART NUMBERS

Standard packaging: 1000' Pull-Pac[®] II

Jacket Color	Pull-Pac [®] II		Spool-Pac [®]		Spool	
	CMR (Non-Plenum)	CMP (Plenum)	CMR (Non-Plenum)	CMP (Plenum)	CMR (Non-Plenum)	CMP (Plenum)
Blue	7133800	7131800	7133840	7131840	7133860	7131860
White	7133801	7131801	7133841	7131841	7133861	7131861
Yellow	7133802	7131802	7133842	7131842	7133862	7131862
Gray	7133803	7131803	7133843	7131843	7133863	7131863
Red	7133804	7131804	7133844	7131844	7133864	7131864
Orange	7133805	7131805	7133845	7131845	7133865	7131865
Green	7133806	7131806	7133846	7131846	7133866	7131866
Black	7133807	7131807	7133847	7131847	7133867	7131867
Pink	7133808	7131808	7133848	7131848	7133868	7131868
Purple	7133809	7131809	7133859	7131859	7133869	7131869

Note: Bulk reels are available as a special request with a maximum allowable length of 3000 feet per reel. Minimum run and lead time may apply.

Non-stock items may be subject to minimum order quantities.

Standards-Compliant Extended Frequency

GenSPEED[®] 6 Electrical Performance

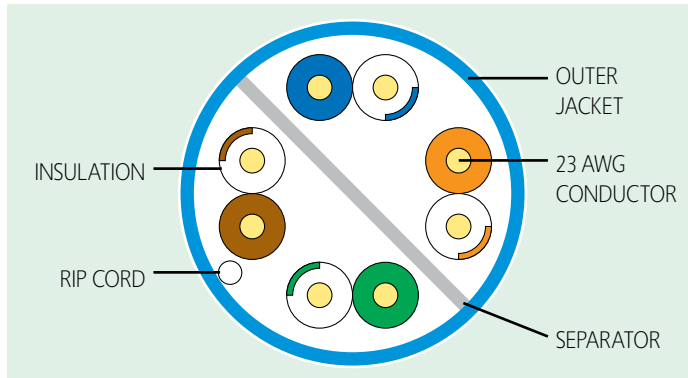
ANSI/TIA 568 C.2

Frequency MHz	PSACR* (min)	ACR* (min)	Insertion Loss (max)	PSNEXT (min)	NEXT (min)	PSACRF (min)	ACRF (min)	Return Loss (min)	TCL (min)	ELTCTL (min)
1	70.3	72.3	2.0	72.3	74.3	64.8	67.8	20.0	40.0	35.0
4	59.3	61.5	3.8	63.3	65.3	52.8	55.7	23.0	40.0	23.0
10	51.3	53.3	6.0	57.3	59.3	44.8	47.8	25.0	40.0	15.0
16	46.7	48.7	7.6	54.2	56.2	40.7	43.7	25.0	38.0	10.9
20	44.3	46.3	8.5	52.8	54.8	38.8	41.7	25.0	37.0	9.0
31.25	39.2	41.2	10.7	49.9	51.9	34.9	37.9	23.6	35.1	—
62.5	29.9	32.0	15.4	45.4	47.4	28.9	31.8	21.5	32.0	—
100	22.5	24.5	19.8	42.3	44.3	24.8	27.8	20.1	30.0	—
150	14.9	16.9	24.7	39.7	41.7	21.3	24.3	18.9	28.2	—
200	8.8	10.8	29.0	37.8	39.8	18.8	21.8	18.0	27.0	—
250	3.5	5.5	32.8	36.3	38.3	16.8	19.8	17.3	26.0	—
350	—	—	39.8	34.1	36.1	13.9	16.9	16.3	—	—
400	—	—	43.0	33.3	35.3	12.8	15.8	15.9	—	—
500	—	—	48.9	31.8	33.8	10.8	13.8	15.2	—	—

Note: Values are expressed in dB per 100 m (328 ft.) length @ 20°C. Results beyond 350 MHz are for reference only.

*PSACR & ACR not specified in ANSI/TIA 568 C.2.

GenSPEED[®] 6 CATEGORY 6 CROSS-SECTION



ELECTRICAL CHARACTERISTICS

DC Resistance (max) Ohms/100 m (328 ft) @ 20°C	8.9
DC Resistance Unbalance (max) Individual Pair %	3.0
Delay Skew (max) ns/100 m	45
Nom. Velocity of Propagation % Speed of Light	CMP: 70 CMR: 68
Characteristic Impedance Frequency (f): 1-350 MHz	Ohms 100 ± 15

NetGen[®] Category 5e System

Key features and benefits of the NetGen[®] 5e solution:

- Designed to meet ANSI/TIA 568 C.2 channel requirements
- Installations covered by a 25-year comprehensive warranty program that provides performance to the latest industry standards
- A single point of contact for all NetGen[®] inquiries
- All connectivity components are 100% performance-tested
- Quick installation of NetGen[®] systems is provided through an extensive network of specially trained and certified installers

NetGen[®] 5e Solutions Deliver:

- Compliant performance on all electrical parameters to provide a system that meets all applicable TIA standards. This performance is achieved by pairing GenSPEED[®] 5000 or 5350 with NetKey[®] Jack Modules, Patch Cords and punchdown or modular patch panels
- Category 5e channel designed to meet the bandwidth requirements set by ANSI/TIA 568 C.2 Category 5e standards
- TRU-Mark[®] footage marking system to help eliminate unused lengths of cable and save installation time
- Jack modules are terminated with industry-standard 110 punchdown tool that reduces installation cost
- Patch cords include slender strain relief boots for easy access to high-density environments and patented tangle-free latch which prevents snags and provides easy release for simple moves, adds and changes
- Modular and punchdown patch panels, available in both metal and molded versions

For additional NetKey[®] components, visit www.panduit.com

NetGen[®] 5e Solution: Guaranteed to TIA/EIA Category 5e Standard

Frequency (MHz)	TIA/EIA Cat 5e Insertion Loss (dB)	TIA/EIA Cat 5e PSNEXT (dB)	TIA/EIA Cat 5e PSACR (dB)	TIA/EIA Cat 5e PSELFEXT (dB)	TIA/EIA Cat 5e Return Loss (dB)
1	2.2	57.0	54.8	54.4	17.0
4	4.5	50.5	46.0	42.4	17.0
10	7.1	44.0	36.9	34.4	17.0
16	9.1	40.6	31.5	30.3	17.0
20	10.2	39.0	28.8	28.4	17.0
31.25	12.9	35.7	22.8	24.5	15.1
62.5	18.6	30.6	12.0	18.5	12.1
100	24.0	27.1	3.1	14.4	10.0

Panduit Connectivity for NetGen® Category 5e Systems

NetKey® Category 5e UTP Jack Modules

- Meet all industry performance standards for Category 5e
- Punchdown and leadframe jack modules are 100% performance tested and individually serialized for future traceability
- Snap in and out of keystone openings for easy moves, adds and changes
- Universal label includes T568A and T568B wiring schemes

Part Number*	Description	Color
NKP5E88MIW	Category 5e, 8-position, 8-wire, keystone punchdown jack module	Off White
NKP5E88MIW-Q	Convenience pack of 25, Category 5e, 8-position, 8-wire, keystone punchdown jack modules	Off White
NK5E88MIWY	Category 5e, 8-position, 8-wire, keystone leadframe jack module	Off White
NK5E88MIW-Q	Convenience pack of 25, Category 5e, 8-position, 8-wire, keystone leadframe jack modules	Off White

*For standard colors, replace color suffix with IW (Off White), EI (Electric Ivory), IG (International Gray), WH (White), BL (Black), BU (Blue), RD (Red), YL (Yellow), GR (Green), OR (Orange) or VL (Violet). To order convenience package of 25 jack modules, add -Q to end of part number.



NKP5E88MIW



NKP5E88MIW-Q



NK5E88MIWY



NK5E88MIW-Q

NetKey® Category 5e Copper UTP Patch Cords

- Meet all industry performance standards for Category 5e
- 100% performance tested
- Available in a variety of colors and lengths for design flexibility

Part Number	Description
NK5EPC^*Y	Category 5e, UTP patch cord with modular plugs on each end

^Available in 3, 5, 7, 10, 14 and 20 foot lengths.

*For standard colors other than Off White, add suffix BU (Blue), RD (Red), YL (Yellow) or GR (Green) before Y in the part number. For example, the part number of a blue Category 5e 5-foot patch cord is NK5EPC5BUY.



NK5EPC^*Y

Panduit Connectivity for NetGen[®] Category 5e Systems

NetKey[®] Patch Panels

- Mount to standard TIA/EIA 19" racks
- Punchdown patch panels meet all industry performance standards for Category 5e
- Modular patch panels accept all NetKey[®] Modules
- Molded patch panels made of strong polymer material, with port numbering front and back
- Optional angled versions available for high-density environments
- Strain relief bars assist in cable management and bend radius control
- Filler panels reserve space for future use and direct airflow

Punchdown Patch Panels*

Part Number	Description
NK5EPPG12WY	Category 5e, 12-port punchdown patch panel. Mounts to wall with standard 89D bracket (WB89D)
NK5EPP24P	Category 5e, 24-port molded punchdown patch panel, 1 RU
NK5EPP48P	Category 5e, 48-port molded punchdown patch panel, 2 RU

*Punchdown patch panels are color-coded for T568A and T568B wiring schemes.



NK5EPPG12WY



NK5EPP24P



NK5EPP48P

Modular Patch Panels

Part Number	Description
NKFP12W	12-port modular patch panel. Mounts to wall with standard 89D bracket (WB89D)
NKFP24Y	24-port modular patch panel, 1 RU
NKFP48Y	48-port modular patch panel, 2 RU
NKPP24P	24-port molded modular patch panel, 1 RU
NKPP48P	48-port molded modular patch panel, 2 RU
NKFP24KSRBSY	24-port modular patch panel with strain relief bar, 1 RU
NKFP48KSRBSY	48-port modular patch panel with strain relief bar, 2 RU



NKFP12W



NKFP24Y



NKFP48Y



NKPP24P



NKPP48P

Panduit Connectivity for NetGen[®] Category 5e Systems

Flush Mount Patch Panels

Part Number	Description
NKPPA24FMY	24-port flush mount angled modular patch panel, 1 RU
NKPPA48FMY	48-port flush mount angled modular patch panel, 2 RU
NKPP24FMY	24-port flush mount modular patch panel, 1 RU
NKPP48FMY	48-port flush mount modular patch panel, 2 RU



NKPPA24FMY



NKPPA48FMY

Wall Mount Bracket

Part Number	Description
WB89D	Wall mount bracket. Ideal for use with 12-port punchdown or modular patch panels



WB89D

Strain Relief Bars

Part Number	Description
SRB19BLY	Strain relief bar extends 2" from standard 19" rack for additional cable support
SRBM19BLY	Strain relief bar and Tak-Ty [®] Hook & Loop Cable Ties for additional cable support
SRBS19BL-XY	Straight strain relief bar



SRB19BLY




SRBM19BLY

Filler Panels


Part Number	Description
TLBP1S-V	1 RU tool-less filler panel, 9.52 mm (3/8 in.) square holes
TLBP1R-V	1 RU tool-less filler panel, M5 (#10) or M6 (#12) round tapped holes
TLBP2S-V	2 RU tool-less filler panel, 9.52 mm (3/8 in.) square holes
TLBP2R-V	2 RU tool-less filler panel, M5 (#10) or M6 (#12) round tapped holes
CPAF1BLY	1 RU angled filler panel
CPAF2BLY	2 RU angled filler panel



TLBP1R-V



TLBP2R-V



CPAF2BLY

GenSPEED[®] 5350 Enhanced Category 5e Cable

Features And Benefits

- For applications that require optimal Cat 5e performance with flexibility for the future
- Performance guaranteed to 350 MHz
- TRU-Mark[®] print legend contains footage markings from 1000' to 0'
- Third-party verified for guaranteed performance
- Made in U.S.A.

Applications

- IEEE 802.3: 1000 BASE-T (Gigabit Ethernet), 100 BASE-TX, 10 BASE-T
- 155 Mp/s, 622 Mp/s ATM
- ANSI X3.263: 100 Mb/s
- IEEE 802.3af for DTE Power (PoE)
- IEEE 802.3at for PoE Plus
- Broadband and Baseband Analog Video

Standard Compliances

- ANSI/TIA 568 C.2
- ANSI/TIA 862 (Building Automation)
- ISO/IEC 11801 Ed. 2.0 (Class D)
- ICEA S-90-661 (Category 5e)
- NEC/CEC Type CMR (UL 1666) for Non-Plenum
- NEC/CEC Type CMP (NFPA 262) for Plenum
- RoHS Compliant Directive 2002/95/EC
- UL 444



Data subject to change without notice.



CONSTRUCTION

Conductors

- 24 AWG solid bare annealed copper

Insulation

- Non-Plenum: Polyolefin
- Plenum: Fluoropolymer

Color Code

- Pair 1: Blue-White/Blue
- Pair 2: Orange-White/Orange
- Pair 3: Green-White/Green
- Pair 4: Brown-White/Brown

Rip Cord

- Applied longitudinally under jacket

Jacket

- Non-Plenum: Flame-Retardant PVC
- Plenum: Low-Smoke, Flame-Retardant PVC

PHYSICAL DATA

	CMR (Non-Plenum)	CMP (Plenum)
Nominal Cable Diameter (in)	0.200	0.190
Nominal Cable Weight (lbs/1000 ft)	20	22
Minimum Bend Radius (in)	1.0	1.0
Maximum Pulling Force (lbs)	25	25
Temperature Rating (°C)		
Installation:	0 to +60	0 to +60
Operation:	-20 to +75	-20 to +75

PART NUMBERS

Standard packaging: 1000' Pull-Pac[®] II

Jacket Color	Pull-Pac [®] II		Spool-Pac [®]		Spool	
	CMR (Non-Plenum)	CMP (Plenum)	CMR (Non-Plenum)	CMP (Plenum)	CMR (Non-Plenum)	CMP (Plenum)
Blue	6133712	6131690	6133707	6131688	6133703	6131686
White	6133713	6131691	6133708	6131689	6133704	6131687
Yellow	6133715	6131693	6133717	6131695	6133719	6131697
Gray	6133714	6131692	6133716	6131694	6133718	6131696
Red				6131732		
Orange	6133761					6131733
Green		6131699		6131731		6131700
Black		6131707				
Pink						
Purple						

Note: Bulk reels are available as a special request with a maximum allowable length of 3000 feet per reel. Minimum run and lead time may apply.

Non-stock items may be subject to minimum order quantities.

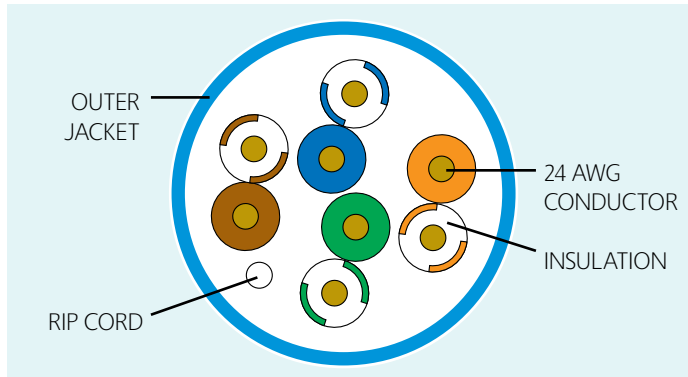
GenSPEED[®] 5350 Electrical Performance

Frequency MHz	PSACR* (min)	ACR* (min)	Insertion Loss (max)	PSNEXT (min)	NEXT (min)	PSACRF (min)	ACRF (min)	Return Loss (min)
1	63.3	64.3	2.0	65.3	66.3	61.0	64.0	20.0
4	52.3	53.3	4.0	56.3	57.3	49.0	52.0	23.0
10	43.9	44.9	6.4	50.3	51.3	41.0	44.0	25.0
16	39.1	40.1	8.1	47.2	48.2	36.9	39.9	25.0
20	36.6	37.6	9.2	45.8	46.8	35.0	38.0	25.0
25	34.0	35.0	10.3	44.3	45.3	33.0	36.0	24.3
31.25	31.3	32.3	11.6	42.9	43.9	31.1	34.1	23.6
62.5	21.6	22.6	16.8	38.4	39.4	25.1	28.1	21.5
100	13.6	14.6	21.7	35.3	36.3	21.0	24.0	20.1
155	4.7	5.7	27.7	32.4	33.4	17.2	20.2	—
200	—	—	32.0	30.8	31.8	15.0	18.0	—
250	—	—	36.4	29.3	30.3	13.0	16.0	—
300	—	—	40.5	28.1	29.1	11.5	14.5	—
350	—	—	44.3	27.1	28.1	10.1	13.1	—

Note: Values are expressed in dB per 100 m (328 ft.) length @ 20°C.

*PSACR & ACR not specified in ANSI/TIA 568 C.2.

GenSPEED[®] 5350 ENHANCED CATEGORY 5e CROSS-SECTION



ELECTRICAL CHARACTERISTICS

DC Resistance (max) Ohms/100 m (328 ft) @ 20°C	8.9
DC Resistance Unbalance (max) Individual Pair %	3.0
Delay Skew (max) ns/100 m	45
Nom. Velocity of Propagation % Speed of Light	CMP: 72 CMR: 70
Characteristic Impedance Frequency (f):	Ohms 1-350 MHz 100 ± 15

GenSPEED[®] 5000 Category 5e Cable

Features And Benefits

- Engineered to provide stable and continuous performance
- Performance guaranteed to 200 MHz
- TRU-Mark[®] print legend contains footage markings from 1000' to 0'
- Third-party verified for guaranteed performance
- Made in U.S.A.

Applications

- IEEE 802.3: 1000 BASE-T (Gigabit Ethernet), 100 BASE-TX, 10 BASE-T
- 52/155 Mp/s ATM
- ANSI X3.263: 100 Mb/s
- IEEE 802.3af for DTE Power (PoE)
- IEEE 802.3at for PoE Plus
- Broadband and Baseband Analog Video

Standard Compliances

- ANSI/TIA 568 C.2
- ANSI/TIA 862 (Building Automation)
- ISO/IEC 11801 Ed. 2.0 (Class D)
- ICEA S-90-661 (Category 5e)
- NEC/CEC Type CMR (UL 1666) for Non-Plenum
- NEC/CEC Type CMP (NFPA 262) for Plenum
- RoHS Compliant Directive 2002/95/EC
- UL 444



Data subject to change without notice.



CONSTRUCTION

Conductors

- 24 AWG solid bare annealed copper

Insulation

- Non-Plenum: Polyolefin
- Plenum: Fluoropolymer/Dual-Layer Polyolefin

Rip Cord

- Applied longitudinally under jacket

Color Code

- Pair 1: Blue-White/Blue
- Pair 2: Orange-White/Orange
- Pair 3: Green-White/Green
- Pair 4: Brown-White/Brown

Jacket

- Non-Plenum: Flame-Retardant PVC
- Plenum: Low-Smoke, Flame-Retardant PVC

PHYSICAL DATA

	CMR (Non-Plenum)	CMP (Plenum)
Nominal Cable Diameter (in)	0.200	0.180
Nominal Cable Weight (lbs/1000 ft)	19	21
Minimum Bend Radius (in)	1.0	1.0
Maximum Pulling Force (lbs)	25	25
Temperature Rating (°C)		
Installation:	0 to +60	0 to +60
Operation:	-20 to +75	-20 to +75

PART NUMBERS

Standard packaging: 1000' Pull-Pac[®] II

Jacket Color	Pull-Pac [®] II		Spool-Pac [®]		Spool	
	CMR (Non-Plenum)	CMP (Plenum)	CMR (Non-Plenum)	CMP (Plenum)	CMR (Non-Plenum)	CMP (Plenum)
Blue	5133299E	5131278E	5133374E	5131431E	5133300E	5131282E
White	5133255E	5131361E	5133342E	5131450E	5133250E	5131365E
Yellow	5133289E	5131379E	5133448E	5131546E		5131648E
Gray	5133200E	5131418E	5133329E	5131456E	5133204E	5131475E
Red	5133274E	5131477E	5133427E	5131553E		5131383E
Orange	5133383E	5131422E			5133667E	
Green	5133512E	5131547E	5133693E	5131575E	5133649E	5131649E
Black	5133696E	5131683E				5131689E
Pink	5133290E	5131380E	5133447E	5131478E		
Purple	5133445E	5131730E				

Note: Bulk reels are available as a special request with a maximum allowable length of 3000 feet per reel. Minimum run and lead time may apply.

Non-stock items may be subject to minimum order quantities.

Standards-Compliant

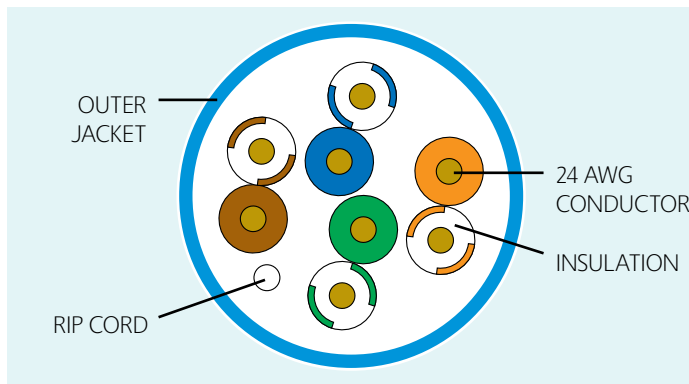
GenSPEED[®] 5000 ELECTRICAL PERFORMANCE TIA 568 C.2

Frequency MHz	PSACR* (min)	ACR* (min)	Insertion Loss (max)	PSNEXT (min)	NEXT (min)	PSACRF (min)	ACRF (min)	Return Loss (min)
1	60.3	63.3	2.0	62.3	65.3	60.8	63.8	20.0
4	49.2	52.2	4.1	53.3	56.3	48.8	51.8	23.0
10	40.8	43.8	6.5	47.3	50.3	40.8	43.8	25.0
16	36.0	39.0	8.2	44.2	47.2	36.7	39.7	25.0
20	33.5	36.5	9.3	42.8	45.8	34.8	37.8	25.0
25	30.9	33.9	10.4	41.3	44.3	32.8	35.8	24.3
31.25	28.2	31.2	11.7	39.9	42.9	30.9	33.9	23.6
62.5	18.4	21.4	17.0	35.4	38.4	24.9	27.9	21.5
100	10.3	13.3	22.0	32.3	35.3	20.8	23.8	20.1
155	1.4	4.4	28.1	29.4	32.4	17.0	20.0	—
200	—	—	32.4	27.8	30.8	14.8	17.8	—
250	—	—	36.9	26.3	29.3	12.8	15.8	—
300	—	—	41.0	25.1	28.1	11.3	14.3	—
350	—	—	44.9	24.1	27.1	9.9	12.9	—

Note: Values are expressed in dB per 100 m (328 ft.) length @ 20°C. Results beyond 200 MHz are for reference only.

*PSACR & ACR not specified in ANSI/TIA 568 C.2.

GenSPEED[®] 5000 CATEGORY 5e CROSS-SECTION



ELECTRICAL CHARACTERISTICS

DC Resistance (max) Ohms/100 m (328 ft) @ 20°C	8.9
DC Resistance Unbalance (max) Individual Pair %	3.0
Mutual Capacitance (max) pF/ft @ 1 KHz	17
Delay Skew (max) ns/100 m	45
Nom. Velocity of Propagation % Speed of Light	CMP: 72 CMR: 70
Characteristic Impedance Frequency (f): 1-200 MHz	Ohms 100 ± 15

Panduit Accessories for the NetGen® System

NetKey® Faceplates

- Accept all NetKey® Modules
- Available in a variety of port densities
- Optional labels for easy port identification

Flush Mount Screw-On Faceplates‡

Part Number	Description	Color
NK*FNIW	Single gang, flush mount vertical faceplate	Off White
NK**FIWY	Single or double gang, flush mount vertical faceplate with labels	Off White
NK^HSFIWY	Single gang, sloped, horizontal faceplate with labels	Off White
NK4VSIW	Single gang, 4-port, sloped, vertical faceplate with labels	Off White

Stainless Steel Faceplates

Part Number	Description	Color
NKF^^S	Single gang, stainless steel, vertical faceplate with labels	Off White

*Available in 1, 2, 3 and 4-port density configurations.

**Available in single gang 1, 2, 4, and 6-port density configurations and 8 or 12-port double gang port density configurations.

^Available in 2 or 4-port density configurations.

^^Available in 2, 4 or 6-port density configurations. When mounting, opening should be a minimum of 2" wide.

‡For standard colors other than IW (Off White), replace suffix with EI (Electric Ivory), WH (White), IG (International Gray) or BL (Black).

NK2HSF**Y and NK4HSF**Y not available in BL (Black).



Panduit Accessories for the NetGen® System

NetKey® Faceplate Frames and Modular Inserts

- Inserts and faceplate frames enable design flexibility
- Accept all NetKey® Modules
- Available in a variety of port densities and orientation
- Optional labels for easy port identification

Executive Series Faceplate Frames

Part Number*	Description	Color
CBEIWY	Single gang faceplate frame accepts two 1/2 size modular inserts or three 1/3 size modular inserts. Supplied with labels and label cover/screw covers	Off White
CBEIW-2GY	Double gang faceplate frame accepts four 1/2 size modular inserts or six 1/3 size modular inserts. Supplied with labels and label cover/screw covers	Off White

Classic Series Faceplate Frames

Part Number*	Description	Color
CBIW	Single gang faceplate frame accepts two 1/2 size modular inserts or three 1/3 size modular inserts	Off White
CBIW-2G	Double gang faceplate frame accepts four 1/2 size modular inserts or six 1/3 size modular inserts	Off White

Modular Inserts

Part Number*	Description	Color
NKHS2IW-X	1/2 size, sloped modular insert. Accepts two NetKey® Modules	Off White
NKHS2SIW-X	1/2 size, sloped, shuttered, modular insert. Accepts two NetKey® Modules	Off White
NKHF2MIW-X	1/3 size flat modular insert. Accepts two NetKey® Modules	Off White
CHB2MIW-X	1/3 blank modular insert reserves space for future use	Off White

*For standard colors other than IW (Off White), replace suffix with EI (Electric Ivory), WH (White), IG (International Gray) or BL (Black). Audio/Video inserts found on page 26.



CBEIWY



CBEIW-2GY



CBIW



CBIW-2G



NKHS2IW-X



NKHS2SIW-X



NKHF2MIW-X



CHB2MIW-X

Panduit Accessories for the NetGen® System

NetKey® Module Frames and Furniture Faceplates

Part Number*	Description	Color
NK2106MFIW	Screw mount "106" duplex module frame. Accepts two NetKey® Modules	Off White
NK4106MFIW	Screw mount "106" duplex module frame. Accepts four NetKey® Modules	Off White
NK2RMFIW	Screw mount module frame. Accepts two NetKey® Modules. Compatible with standard NEMA outlet boxes and rectangular faceplates	Off White
NK4RMFIW	Screw mount module frame. Accepts four NetKey® Modules. Compatible with standard NEMA outlet boxes and rectangular faceplates	Off White
NK4MFIW	Snap-on modular furniture faceplate. Accepts four NetKey® Modules	Off White

*For standard colors other than Off White, replace IW in part number with EI (Electric Ivory), WH (White), IG (International Gray) or BL (Black).



NK2106MFIW



NK4106MFIW



NK2RMFIW



NK4RMFIW



NK4MFIW

NetKey® Phone Plates

Part Number*	Description
KWPY	Stainless steel wall phone plate accepts one NetKey® Module
KWP3Y	Stainless steel wall phone plate supplied with one Category 3 keystone leadframe module

*Wall mount faceplate kits compatible with wall mountable phones with short patch cord connections to the jack module.



KWPY



KWP3Y

Panduit Accessories for the NetGen[®] System

NetKey[®] Surface Mount Boxes

- Accept all NetKey[®] Modules
- Include mounting screws and adhesive tape
- Compatible with Panduit LD3, LD5 and LD10 Raceway

Part Number*	Description	Color
NK2BXIW-A	Surface mount box accepts two NetKey [®] Modules	Off White
NK4BXIW-AY	Surface mount box accepts four NetKey [®] Modules	Off White
NK6BXIW-AY	Surface mount box accepts six NetKey [®] Modules	Off White
CBM-X	Optional magnet for mounting on metal surfaces. Compatible with NK2BXIW-A and NK4BXIW-AY	—

*For surface mount box standard colors other than IW (Off White), replace suffix with EI (Electric Ivory), IG (International Gray) or WH (White).




NK2BXIW-A



NK4BXIW-AY



NK6BXIW-AY



CBM-X

Panduit Accessories for the NetGen® System

NetKey® Audio/Video Modules

F-Type Module

Part Number*	Description	Color
NKFIW	Module supplied with 75 ohm industry standard F-Type coax bulkhead coupler	Off White

50 Ohm BNC Coax Module

Part Number*	Description	Color
NKBNCMIWY	Module supplied with 50 ohm industry standard coax bulkhead coupler	Off White

RCA Modules

Part Number*	Description	Color
NKRSM^IWY	Module supplied with RCA solder type connector. Inserts available in multiple colors	Off White
NKRTM^IW	Module supplied with RCA pass-through connector. Inserts available in multiple colors	Off White
NKRPM^IW	Module supplied with RCA punchdown connector. Inserts available in multiple colors	Off White

S-Video Modules

Part Number*	Description	Color
NKSPMIW	Module supplied with SVHS punchdown connector	Off White
NKSVCIW	Module supplied with S-Video pass-through connector	Off White

^To designate insert color, replace ^ with R (Red), Y (Yellow) or W (White).

RCA solder type module (NKRSM^IWY) also available with B (Black) insert.

*For standard colors other than IW (Off White), replace suffix with EI (Electric Ivory), WH (White), IG (International Gray) or BL (Black).



NKFIW



NKBNCMIWY



NKRSMBIWY



NKRTMRIW



NKRPMRIW



NKSPMIW



NKSVCIW

Panduit Accessories for the NetGen[®] System

NetKey[®] Audio/Video Modules (Cont'd.)

5-Way Binding Post Module

Part Number**	Description	Color
NKBP^^IWY	Module supplied with 5-way binding post	

3.5mm Stereo Connector

Part Number*	Description	Color
NK35MSSIW	Module supplied with 3.5 mm (1/8") stereo solder type headset connector	Off White
NK35MSCIW	Module supplied with 3.5 mm (1/8") stereo headset coupler	Off White

HDMI Coupler

Part Number*	Description	Color
NKHDMIW	Module supplied with one HDMI 1.3 Type A female to female coupler module	Off White

USB Couple

Part Number*	Description	Color
NKUSBAIW	Module supplied with one USB 2.0 female A to female A coupler module	Off White

Blank Module

Part Number*	Description	Color
NKBMIW-X	Blank module reserves space for future use	Off White

^^To designate insert color, replace ^^ with R (Red) or B (Black).

*For standard colors other than IW (Off White), replace suffix with EI (Electric Ivory), WH (White), IG (International Gray) or BL (Black).

**5-Way Binding Post Module (NKBP^^IWY) only available in EI (Electric Ivory) and WH (White).



NKBPBIWY



NK35MSSIW



NK35MSCIW



NKHDMIW



NKUSBAIW



NKBMIW-X

Panduit Accessories for the NetGen® System

Audio/Video Inserts

RCA Inserts

Part Number*	Description	Color
CHR3RGBIW	1/3 insert supplied with three RCA pass-through couplers. Inserts are red, green and blue. Ideal for component video	Off White
CHR3WYRIW	1/3 insert supplied with three RCA pass-through couplers. Inserts are white, yellow and red. Ideal for composite video or left/right stereo	Off White

D-Subminiature Inserts

Part Number*	Description	Color
CHD9CIWY	1/3 insert supplied with 9-pin female to female coupler	Off White
CHD15HDCIWY	1/3 insert supplied with 15-pin female to female coupler. SVGA compatible	Off White
CHD15HDSCIWY	1/3 insert supplied with 15-pin HD screw-down DB connector mounted to printed circuit board. SVGA compatible	Off White

*For standard colors other than IW (Off White), replace suffix with EI (Electric Ivory), WH (White), IG (International Gray) or BL (Black). Faceplate frames found on page 21.



CHR3RGBIW



CHR3WYRIW



CHD9CIWY



CHD15HDCIWY



CHD15HDSCIWY



General Cable offers a complete line of SheerWire™ by Gepco® Commercial A/V Cabling Solutions to support Panduits's A/V products. Go to www.sheerwire.com or ask your PanGen™ representative for more details.

Panduit Accessories for the NetGen[®] System

Termination Tools

Pan-Punch[®] Termination Tool

Part Number	Description
PDT110	Single pair punchdown tool and blade terminates and cuts UTP cable in one operation. Ideal for use with Pan-Punch [®] Punchdown System
PDTH110	Replacement blade for single pair punchdown tool (PDT110)

NetKey[®] Jack Module Termination Tools

Part Number	Description
JR-PAN-2*	Fluke** JackRapid Termination Tool for Category 6 and Category 5e NetKey [®] Punchdown Modules
CJT-X	Termination tool for Category 5e NetKey [®] Leadframe Jack Modules

Punchdown Base

Part Number	Description
NKSPB	Base used to assist in terminating punchdown modules

*Fluke JackRapid Termination Tool available through distribution. Contact Fluke customer service at 800-283-5853 to locate a local distributor. **Fluke is a registered trademark of Fluke Corporation.



PDT110



JR-PAN-2



CJT-X



NKSPB

Panduit Accessories for the NetGen® System

Identification and Labeling Systems

Variety of labeling systems and labels to enable quick and easy network identification

PanTher™ LS8EQ Hand-Held Thermal Transfer Printers

Part Number	Description
LS8EQ-KIT-ACS	Includes LS8EQ printer with QWERTY keypad, one cassette of S100X150VAC self-laminating labels, six AA alkaline batteries, LS8E-ACS, LS8-CASE, LS8-PCKIT, LS8-IB, LS8-WS, quick reference card and operator's manual
LS8EQ-KIT	Includes LS8EQ printer with QWERTY keypad, one cassette of S100X150VAC self-laminating labels, six AA alkaline batteries, LS8-CASE, LS8-PCKIT, LS8-IB, LS8-WS, quick reference card and operator's manual
LS8EQ	Includes LS8EQ printer with QWERTY keypad, one cassette of S100X150VAC self-laminating labels, six AA alkaline batteries and quick reference card

PanTher™ LS8E Hand-Held Thermal Transfer Printer and Accessories

Part Number	Description
LS8E	LS8E printer, one cassette of self-laminating labels, six AA alkaline batteries and quick reference card
LS8E-KIT	LS8E printer, one cassette of self-laminating labels, six AA alkaline batteries, rigid carrying case, LS8-PCKIT, LS8-IB, operator's manual and quick reference card
S100X150VAC	Self-laminating, white vinyl label for use with LS8E printer

Thermal Transfer Desktop Printer and Accessories

Part Number	Description
TDP43ME	300 dpi printer; includes printer, Panduit® Easy-Mark™ Labeling Software, RMEH4BL hybrid black ribbon, AC power adapter with US power cord, USB cable, user manual, quick start card and driver disk
S100X150VA1Y	Self-laminating, white vinyl label for use with thermal transfer desktop printer

For complete identification offering, reference the Panduit Physical Infrastructure Systems Catalog (SA-NCCB51) or visit www.panduit.com.



LS8EQ-KIT



LS8EQ



LS8E



LS8E-KIT



TDP43ME



S100X150VAC and S100X150VA1Y

Panduit Accessories for the NetGen[®] System

Racks and Cable Management

Part Number	Description
R2P	19" EIA rack, aluminum, 84.0" H x 20.3" W x 3.0" D (2134 mm x 514 mm x 76 mm), 45 RU
WMPV45E	NetRunner™ front and rear vertical cable manager with dual hinged cover, wire retainers and side mount brackets, 45 RU
WMPSE	PatchLink™ front and rear horizontal cable manager with dual hinged cover, 1 RU
WMP1E	PatchLink™ front and rear horizontal cable manager with dual hinged cover, 2 RU
CMPH1	OpenAccess™ front and rear horizontal cable manager with optional snap-on cover, 1 RU
CMPH2	OpenAccess™ front and rear horizontal cable manager with optional snap-on cover, 2 RU
CMPHF1	OpenAccess™ front only horizontal cable manager with optional snap-on cover, 1 RU
SRM19FM1	Rack mount shelf, 30 lb. capacity, 1 RU
SRM19FM2	Rack mount shelf, 50 lb. capacity, 2 RU



R2P



WMPV45E



WMPSE




WMP1E




CMPHF1



CMPH1



SRM19FM1



SRM19FM2



CMPH2

Grounding and Bonding Solutions

Part Number	Description
RG5134-1Y	Rack grounding strip 78.65" L x 0.67" W x 0.05" D (2 mm x 17 mm x 1.27 mm). Provided with 5 cc of antioxidant, one grounding sticker, and three each M6 x 12 mm and #12-24 x 1/2" thread-forming screws
GPQC10-1/0	Access floor grounding clamp for 7/8" square, 1" round, and 1-1/8" round pedestals
RGCBNJ660P22	Common bonding network to rack jumper kit. Provided with HTAP that bonds to MCBN sizes ranging from 16 mm ² - 25 mm ²



RG5134-1Y



GPQC10-1/0



RGCBNJ660P22

Part Number Index

NUMBER	PAGE	NUMBER	PAGE	NUMBER	PAGE	NUMBER	PAGE
5131278E	18	6131707	16	7133843	10	NK6PPG12WY	8
5131282E	18	6131731	16	7133844	10	NK35MSCIW	25
5131361E	18	6131732	16	7133845	10	NK35MSSIW	25
5131365E	18	6131733	16	7133846	10	NK688MIW	7
5131379E	18	6133703	16	7133847	10	NK688MIW-Q	7
5131380E	18	6133704	16	7133848	10	NK2106MFIW	22
5131383E	18	6133707	16	7133859	10	NK4106MFIW	22
5131418E	18	6133708	16	7133860	10	NKBMIW-X	25
5131422E	18	6133712	16	7133861	10	NKBNCMIWY	24
5131431E	18	6133713	16	7133862	10	NKBP^AIWY	25
5131450E	18	6133714	16	7133863	10	NKFIW	24
5131456E	18	6133715	16	7133864	10	NK**FIWY	20
5131475E	18	6133716	16	7133865	10	NK*FNIW	20
5131477E	18	6133717	16	7133866	10	NKFP12W	8, 14
5131478E	18	6133718	16	7133867	10	NKFP24KSRBSY	8, 14
5131546E	18	6133719	16	7133868	10	NKFP24Y	8, 14
5131547E	18	6133761	16	7133869	10	NKFP48KSRBSY	8, 14
5131553E	18	7131800	10	CBEIW-2GY	21	NKFP48Y	8, 14
5131575E	18	7131801	10	CBEIWY	21	NKF^AS	20
5131648E	18	7131802	10	CBIW	21	NKHDMIW	25
5131649E	18	7131803	10	CBIW-2G	21	NKHF2MIW-X	21
5131683E	18	7131804	10	CBM-X	23	NKHS2IW-X	21
5131689E	18	7131805	10	CHB2MIW-X	21	NKHS2SIW-X	21
5131730E	18	7131806	10	CHD9CIWY	26	NK^HSFIWY	20
5133200E	18	7131807	10	CHD15HDSCIWY	26	NKP5E88MIW	13
5133204E	18	7131808	10	CHD15HDSCIWY	26	NKP5E88MIW-Q	13
5133250E	18	7131809	10	CHR3RGIW	26	NKPP24FMY	9, 15
5133255E	18	7131840	10	CHR3WYRIW	26	NKPP24P	8, 14
5133274E	18	7131841	10	CJT-X	27	NKPP48FMY	9, 15
5133289E	18	7131842	10	CMPH1	29	NKPP48P	8, 14
5133290E	18	7131843	10	CMPH2	29	NKPPA24FMY	9, 15
5133299E	18	7131844	10	CMPHF1	29	NKPPA48FMY	9, 15
5133300E	18	7131845	10	CPAF1BLY	9, 15	NKRPM^IW	24
5133329E	18	7131846	10	CPAF2BLY	9, 15	NKRSM^IWY	24
5133342E	18	7131847	10	GPQC10-1/0	29	NKRTM^IW	24
5133374E	18	7131848	10	JR-PAN-2	27	NKSPB	27
5133383E	18	7131859	10	KWP3Y	22	NKSPMIW	24
5133427E	18	7131860	10	KWPY	22	NKSVCIW	24
5133445E	18	7131861	10	LS8E	28	NKUSBAIW	25
5133447E	18	7131862	10	LS8E-KIT	28	PDT110	27
5133448E	18	7131863	10	LS8EQ	28	PDTH110	27
5133512E	18	7131864	10	LS8EQ-KIT	28	R2P	29
5133649E	18	7131865	10	LS8EQ-KIT-ACS	28	RGCBNJ660P22	29
5133667E	18	7131866	10	NK2BXIW-A	23	RGS134-1Y	29
5133693E	18	7131867	10	NK2RMFIW	22	S100X150VA1Y	28
5133696E	18	7131868	10	NK4BXIW-AY	23	S100X150VAC	28
6131686	16	7131869	10	NK4MFIW	22	SRB19BLY	9, 15
6131687	16	7133800	10	NK4RMFIW	22	SRBM19BLY	9, 15
6131688	16	7133801	10	NK4VSF	20	SRBS19BL-XY	9, 15
6131689	16	7133802	10	NK4VSFIW	20	SRM19FM1	29
6131690	16	7133803	10	NK5E88MIW-Q	13	SRM19FM2	29
6131691	16	7133804	10	NK5E88MIWY	13	TDP43ME	28
6131692	16	7133805	10	NK5EPC^*Y	13	TLBP1R-V	9, 15
6131693	16	7133806	10	NK5EPP24P	14	TLBP1S-V	9, 15
6131694	16	7133807	10	NK5EPP48P	14	TLBP2R-V	9, 15
6131695	16	7133808	10	NK5EPPG12WY	14	TLBP2S-V	9, 15
6131696	16	7133809	10	NK6BXIW-AY	23	WB89D	9, 15
6131697	16	7133840	10	NK6PC^*Y	7	WMP1E	29
6131699	16	7133841	10	NK6PP24P	8	WMPSE	29
6131700	16	7133842	10	NK6PP48P	8	WMPV45E	29

Notes

Optimal, Cost-Effective Category 6 and Category 5e Solutions

NetGen® 6 and NetGen® 5e are cost-effective channel solutions that comply with their respective category requirements and provide infrastructures that support applications up to and including 1000 BASE-T.

NetGen® Category 6 and 5e solutions include optimally performing NetKey® jack modules, patch panels, patch cords, surface mount boxes and faceplates for channel performance that complies with TIA/EIA performance requirements.

NetGen® System	Description	Connector	Patch Cord	Patch Panel	Cable
NetGen® 6	Category 6 System	NetKey® Category 6 Jack Modules	NetKey® Category 6 Patch Cords	Modular and Punchdown Patch Panels	GenSPEED 6
NetGen® 5e	Category 5e System	NetKey® Category 5e Jack Modules	NetKey® Category 5e Patch Cords	Modular and Punchdown Patch Panels	GenSPEED 5000 or GenSPEED 5350



www.pangensolutions.com



18900 Panduit Drive
Tinley Park, IL 60487
(800) 777-3300
www.panduit.com
cs@panduit.com

NCCB60--WW-ENG
Replaces SA-NCCB56



4 Tesseneer Dr.
Highland Heights, KY 41076
(800) 424-5666
www.generalcable.com
info@generalcable.com

GENERAL CABLE, GENSPEED/PULL-PAC, SHEERWIRE BY GEPCO and TRU-MARK are trademarks of General Cable Technologies Corporation. NETGEN is a registered trademark of General Cable Technologies Corporation and PANDUIT.

PANDUIT and NETKEY are registered trademarks of Panduit Corp.

Form No. DAT-0141-0912

42182