

1SNA400272R1600 ✓ ACTIVE

ENTRELEC | ENTRELEC SNA


TE Internal #: 1SNA400272R1600

Modular Terminal Blocks, Fuse, Screw Clamp Terminal Block, Gray,
Product Spacing .314 in [8 mm], 6 Position, Screw Terminal, Signal,
ENTRELEC SNA

[View on TE.com >](#)



Connectors > Terminal Blocks & Strips > Modular Terminal Blocks



Block Function: **Fuse**

Modular Terminal Block Product Type: **Screw Clamp Terminal Block**

Rated Cross Section: **4 mm²**

Primary Product Color: **Gray**

Features

Product Type Features

Modular Terminal Block Product Type	Screw Clamp Terminal Block
-------------------------------------	----------------------------

Configuration Features

Gauge Type	A4
Number of Levels	2
Number of Poles	5
Number of Circuits	3
Block Function	Fuse
Number of Positions	6

Electrical Characteristics

Operating Voltage Rating (UL & CSA) (Max) - Main Circuit	300 V
Impulse Withstanding Voltage Rating (IEC)	6000 V
Voltage Rating (CSA)	300 V
Current Rating (CSA)	6.3 A
Voltage Rating (IEC)	300 V
Current Rating (UL)	6.3 A
Current Rating (IEC)	6.3 A
Voltage Rating	300 VAC

Body Features

Product Weight	35 g
----------------	------

Primary Product Color	Gray
-----------------------	------

Termination Features

Termination Method to Wire & Cable	Screw Terminal
------------------------------------	----------------

Mechanical Attachment

DIN Rail Mounting Type	TH35-15, TH35-7.5
------------------------	-------------------

Tightening Torque	4.4 in-lbs
-------------------	------------

Terminal Block Disconnect Type	Lever
--------------------------------	-------

Connector Mounting Type	DIN Rail
-------------------------	----------

Housing Features

Housing Material	Polyamide 6.6
------------------	---------------

Dimensions

Main Circuit Capacity - 1 Rigid Stranded Conductor per Screw Clamp	.5 – 6 mm ²
--	------------------------

Wire Stripping Length	9.5 mm[.374 in]
-----------------------	-----------------

Main Circuit Capacity - 1 Flexible Conductor per Spring Clamp	.5 – 4 mm ²
---	------------------------

Tool Size	4 mm[.157 in]
-----------	---------------

Product Depth	64.5 mm
---------------	---------

Product Width	8 mm[.314 in]
---------------	---------------

Product Length	64.5 mm
----------------	---------

Product Height	99.1 mm
----------------	---------

Rated Cross Section	4 mm ²
---------------------	-------------------

Product Spacing	8 mm[.314 in]
-----------------	---------------

Wire Size	4 mm ²
-----------	-------------------

Usage Conditions

Storage Temperature Range	-55 – 110 °C[-67 – 230 °F]
---------------------------	----------------------------

Installation Temperature Range	-5 – 40 °C[23 – 104 °F]
--------------------------------	-------------------------

Operating Temperature Range	-55 – 110 °C[-67 – 230 °F]
-----------------------------	----------------------------

Operation/Application

Circuit Application	Signal
---------------------	--------

Industry Standards

IP Rating	IP20
-----------	------



UL Flammability Rating

UL 94V-0

Product Compliance

[For compliance documentation, visit the product page on TE.com>](#)

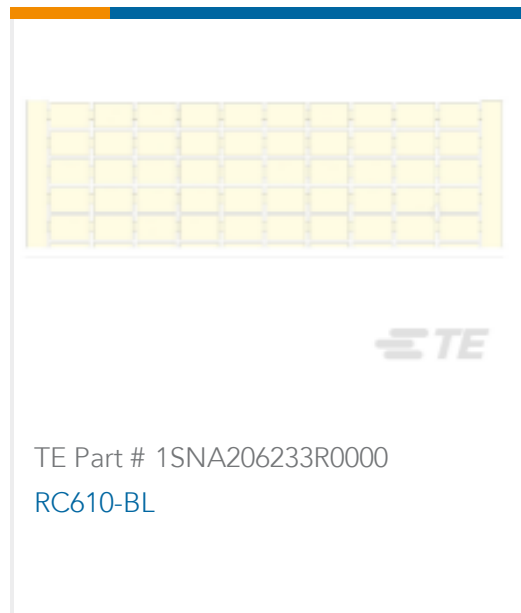
EU RoHS Directive 2011/65/EU	Compliant
EU ELV Directive 2000/53/EC	Compliant
China RoHS 2 Directive MIIT Order No 32, 2016	No Restricted Materials Above Threshold
EU REACH Regulation (EC) No. 1907/2006	Current ECHA Candidate List: JUNE 2022 (224) Candidate List Declared Against: JUNE 2022 (224) Does not contain REACH SVHC
Halogen Content	Low Halogen - Br, Cl, F, I < 900 ppm per homogenous material. Also BFR/CFR/PVC Free
Solder Process Capability	Not reviewed for solder process capability

Product Compliance Disclaimer


This information is provided based on reasonable inquiry of our suppliers and represents our current actual knowledge based on the information they provided. This information is subject to change. The part numbers that TE has identified as EU RoHS compliant have a maximum concentration of 0.1% by weight in homogenous materials for lead, hexavalent chromium, mercury, PBB, PBDE, DBP, BBP, DEHP, DIBP, and 0.01% for cadmium, or qualify for an exemption to these limits as defined in the Annexes of Directive 2011/65/EU (RoHS2). Finished electrical and electronic equipment products will be CE marked as required by Directive 2011/65/EU. Components may not be CE marked. Additionally, the part numbers that TE has identified as EU ELV compliant have a maximum concentration of 0.1% by weight in homogenous materials for lead, hexavalent chromium, and mercury, and 0.01% for cadmium, or qualify for an exemption to these limits as defined in the Annexes of Directive 2000/53/EC (ELV). Regarding the REACH Regulation, the information TE provides on SVHC in articles for this part number is based on the latest European Chemicals Agency (ECHA) 'Guidance on requirements for substances in articles' posted at this URL: <https://echa.europa.eu/guidance-documents/guidance-on-reach>

Compatible Parts

 <p>TE Part # 1SNA173523R1100 PC81-10</p>	 <p>TE Part # 1SNA206230R1100 RC610-GN</p>	 <p>TE Part # 1SNA206231R0600 RC610-YL</p>	 <p>TE Part # 1SNA206232R0700 RC610-OR</p>
--	--	---	---




TE Part # 1SNA206233R0000
RC610-BL



TE Part # 1SNA206235R0200
RC610-RD




TE Part # 1SNA233000R0100
RC610



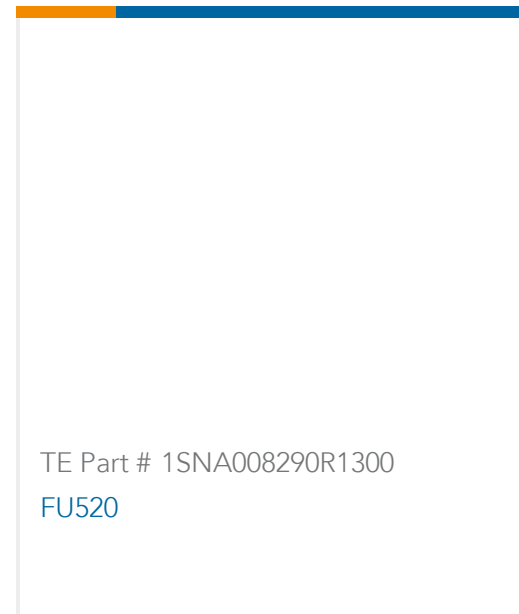
TE Part # 1SNA234000R0200
RC810




TE Part # 1SNA007865R2600
FC2




TE Part # 1SNA008288R1500
FU520



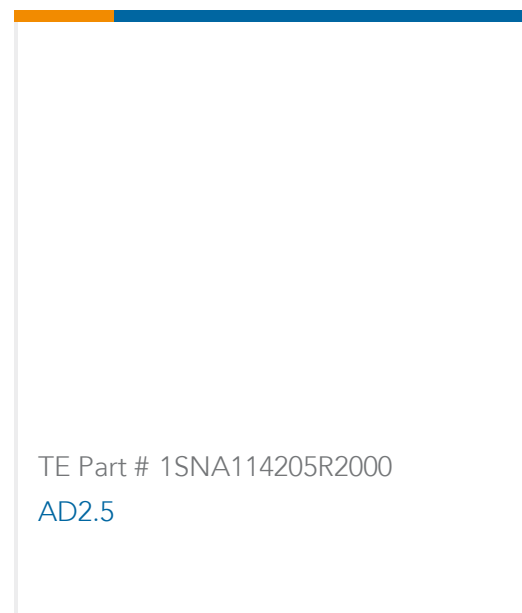
TE Part # 1SNA008290R1300
FU520



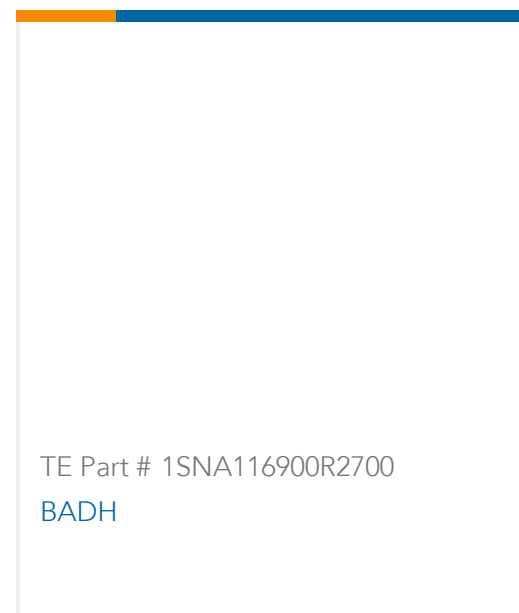
TE Part # 1SNA008291R0000
FU520



TE Part # 1SNA008292R0100
FU520



TE Part # 1SNA114205R2000
AD2.5



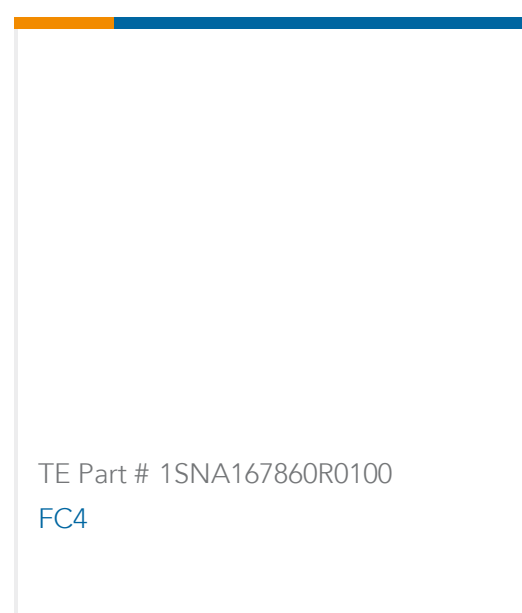
TE Part # 1SNA116900R2700
BADH



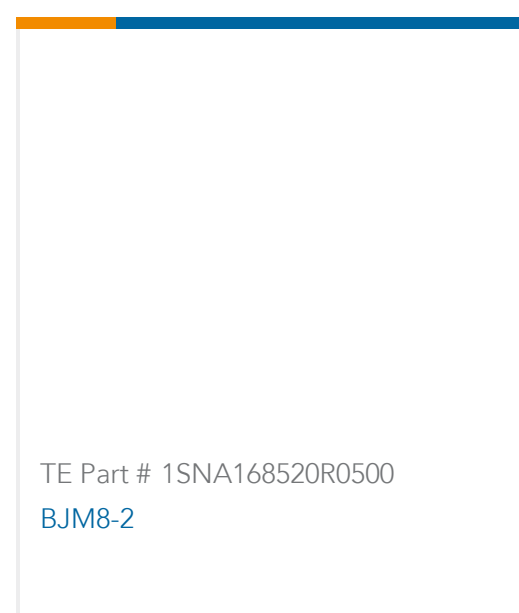
TE Part # 1SNA163043R2100
AL2



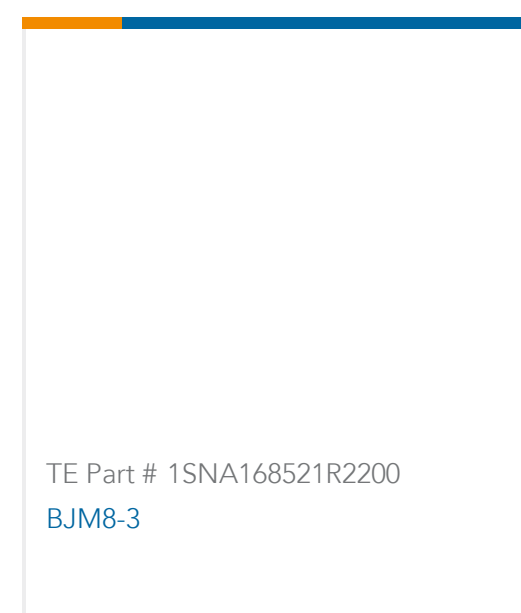
TE Part # 1SNA163261R0000
AL3



TE Part # 1SNA167860R0100
FC4




TE Part # 1SNA168520R0500
BJM8-2



TE Part # 1SNA168521R2200
BJM8-3

Also in the Series | **ENTRELEC SNA**



Modular Terminal Blocks(182)

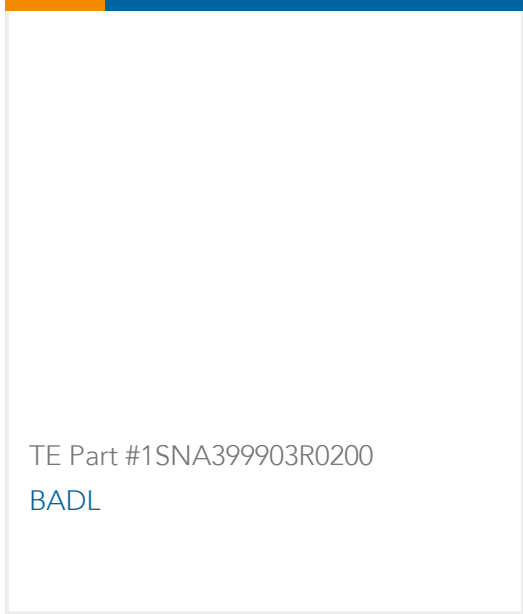
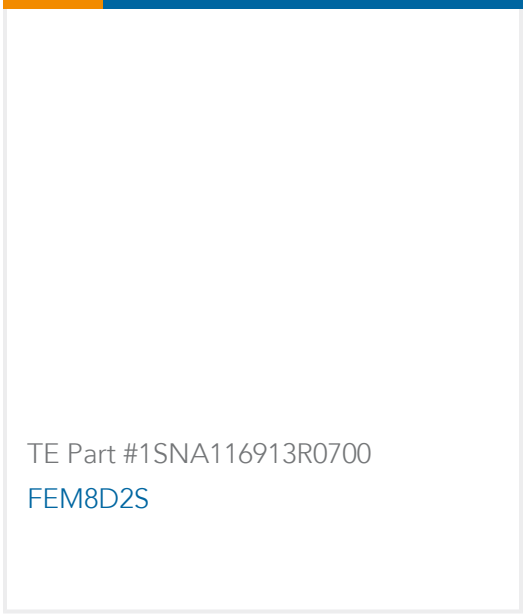
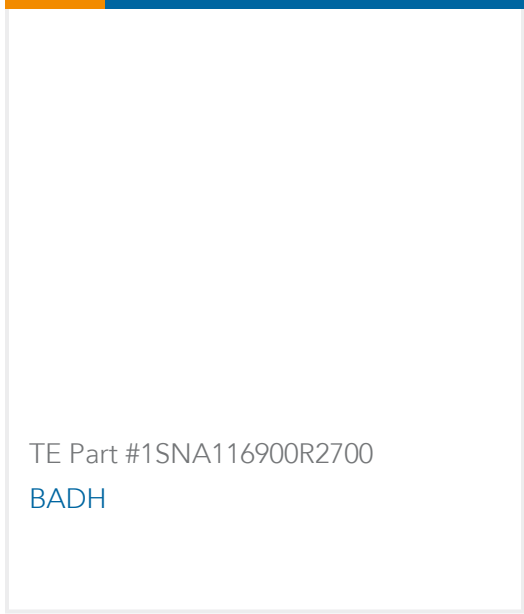


Terminal Block & Strip Conducting
Accessories(26)



Terminal Block & Strip Insulating
Accessories(14)

Customers Also Bought



Documents

CAD Files

3D PDF

3D

Customer View Model

[ENG_CVM_CVM_1SNA400272R1600_A.2d_dxf.zip](#)

English

Customer View Model

[ENG_CVM_CVM_1SNA400272R1600_A.3d_igs.zip](#)

English

Customer View Model

[ENG_CVM_CVM_1SNA400272R1600_A.3d_stp.zip](#)

English

By downloading the CAD file I accept and agree to the [Terms and Conditions](#) of use.

Datasheets & Catalog Pages

[Catalogue - ENTRELEC terminal-blocks-sna-series](#)

English

[ENTRELEC Terminal Block - Master Catalog](#)

English

1SNA400272R1600

Modular Terminal Blocks, Fuse, Screw Clamp Terminal Block, Gray, Product Spacing .
314 in [8 mm], 6 Position, Screw Terminal, Signal, ENTRELEC SNA



[D4/8.D2.P.SFD](#)

[English](#)

[ENTRELEC Terminal Blocks Catalogue \(RUS\)](#)