



EC-TYPE EXAMINATION CERTIFICATE

Equipment or Protective System Intended for use
in Potentially Explosive Atmospheres
Directive 94/9/EC

EC-Type Examination Certificate Number : **BAS02ATEX2105X**

Equipment or Protective System: **TYPE BGE BREAK GLASS UNIT**

Manufacturer: **MEDC LTD**

Address: **Pinxton, Nottingham, NG16 6JF**

This equipment or protective system and any acceptable variation thereto is specified in the schedule to this certificate and the documents therein referred to.

The Electrical Equipment Certification Service, notified body number 600 in accordance with Article 9 of the Council Directive 94/9/EC of 23 March 1994, certifies that this equipment or protective system has been found to comply with the Essential Health and Safety Requirements relating to the design and construction of equipment and protective systems intended for use in potentially explosive atmospheres given in Annex II to the Directive.

The examination and test results are recorded in confidential Report N°

01(C)1067 dated 8 May 2002

Compliance with the Essential Health and Safety Requirements has been assured by compliance with:

EN 50014: 1997 + Amds 1 & 2 EN 50018: 2000 EN 50019: 2000 EN 50028: 1987
EN 50281-1-1: 1999

except in respect of those requirements listed at item 18 of the Schedule.

If the sign "X" is placed after the certificate number, it indicates that the equipment or protective system is subject to special conditions for safe use specified in the schedule to this certificate.

This EC-TYPE EXAMINATION CERTIFICATE relates only to the design and construction of the specified equipment or protective system. If applicable, further requirements of this Directive apply to the manufacture and supply of this equipment or protective system.

The marking of the equipment or protective system shall include the following:-

Ex II 2 GD T135°C EEx emd IIC T4 (-20°C T_{amb} +50°C)
or T85°C EEx ed IIC T6 (-20°C T_{amb} +50°C)

This certificate may only be reproduced in its entirety and without any change, schedule included.

File No: **EECS 0676/01/417**

This certificate is granted subject to the general conditions of the Electrical Equipment Certification Service. It does not necessarily indicate that the apparatus may be used in particular industries or circumstances.



Electrical Equipment Certification Service
Health and Safety Executive
Harpur Hill, Buxton, Derbyshire, SK17 9JN, United Kingdom
Tel: +44(0)1298 28000 Fax: +44(0)1298 28244
internet: www.baseefa.com e-mail: baseefa.info.eecs@hsl.gov.uk



I M CLEARE
DIRECTOR
16 May 2002



Schedule

13

14

EC-TYPE EXAMINATION CERTIFICATE N° BAS02ATEX2105X

15

Description of Equipment or Protective System

The Type BGE Break Glass Unit is used as the fixed stations in an alarm system.

The unit comprises a two part enclosure manufactured from a glass reinforced polyester dough moulding compound.

The base shell of the unit contains a rail mounted terminal strip and optionally, an encapsulated housing equipped with resistors or a zener diode.

The top shell has an external recess housing a glass panel which is smashed during alarm activation to release an actuator which in turn operates one or two microswitches. Optionally, a light emitting diode housing may be fitted into the wall of the top moulding under the glass panel and is used to indicate alarm activation.

Interconnections between the electrical components in each part of the enclosure shell are made by means of a flying wiring loom. Adverse mechanical loading of the wiring loom is prevented by means of a restraint loop comprising an insulated stainless steel cable, the ends of which are anchored respectively in each part of the enclosure housing.

The equipment provides ingress protection levels of IP66 and IP67 and internal and external earthing facilities are provided.

ELECTRICAL SUPPLY RATINGS

- i) For versions which are equipped with up to two microswitches only - the maximum values for each switch fitted are as specified in Table 1;

TABLE 1

| Voltage (d.c.) | Resistive Load (Amps) | Inductive Load (Amps) |
|-----------------------|------------------------------|------------------------------|
| 30 | 5 | 3 |
| 50 | 1 | 1 |
| 75 | 0.75 | 0.75 |
| 125 | 0.5 | 0.03 |
| 250 | 0.25 | 0.03 |
| Voltage (a.c.) | Resistive Load (Amps) | Inductive Load (Amps) |
| 125 | 5 | 5 |
| 250 | 5 | 5 |



13

Schedule

14

EC-TYPE EXAMINATION CERTIFICATE N° BAS02ATEX2105X

- ii) For versions which are equipped with the encapsulated housing - the maximum system values are 24V and 0.05A or 6V and 0.2A independent of the number of units connected in the system. The alternative resistor values and electrical ratings are given in Table 2 below:-

TABLE 2

| | R1 min. | R2 min. | MAX VOLTAGE | MAX CURRENT |
|----------|----------------|----------------|--------------------|--------------------|
| A | 100R | 250R | 24V | 0.05A |
| B | 250R | 47R | 6V | 0.2A |

ASSOCIATED CERTIFIED ELECTRICAL COMPONENTS

The following certified Components may be incorporated into the equipment:-

TABLE 3

| Certificate No | Description | Manufacturer / Type Designation |
|-----------------------|--------------------|--|
| BAS01ATEX2358U | Micro Switch | SAIA-Burgess Type E1V3CS/XXXX |
| BAS01ATEX2378U | Terminal | Weidmuller Type AKZ 4 |
| BAS01ATEX2378U | Terminal | Weidmuller Type AKZ 2.5 |

VARIATION 0.1

To permit the use of a Type BK6 Terminal Strip manufactured by Weidmuller and certified under BASEEFA EC-Type Examination Certificate No BAS98ATEX3084U.

To permit the use of an alternative red pigmented dough moulding compound for the enclosure.

In this form the equipment is identified as a **Type BG2E Break Glass Unit**.

VARIATION 0.2

To permit an alternative top enclosure shell which incorporates a revised actuator. To permit revised location of electrical components to obviate the need for an intershell flying wiring loom.

In this variation a single unit comprises a two part enclosure manufactured from a glass reinforced polyester dough moulding compound. The base shell of the enclosure contains all of the electrical components relevant to this apparatus comprising; a rail mounted terminal strip and optionally, an encapsulated housing equipped with resistors or a zener diode.

The top shell has an external projection which houses a mechanically protected spring loaded press button. This is held open by a spring loaded detent when it is in the non activated state. During alarm activation the button is forced along its housing and, by means of a spring loaded intermediate actuator, operates either one or two integral microswitches.

Optionally, a light guide may be fitted into the face wall of the top moulding. This is used, in conjunction with a light emitting diode housing fitted into the base shell, to indicate alarm activation.



13

Schedule

14

EC-TYPE EXAMINATION CERTIFICATE N° BAS02ATEX2105X

Interconnections between the electrical components in the base shell of the enclosure are made by means of an integral wiring loom.

The enclosure may be supplied as the black pigmented moulding without additional surface treatment or may be supplied coated externally with a pigmented epoxy paint system.

This variation of the apparatus is called a **Type PBE Press Button Unit**.

ELECTRICAL SUPPLY RATINGS

- i) For versions which are equipped with up to two microswitches only - the maximum values for each switch fitted are as specified in Table 1.
- ii) For versions which are equipped with the encapsulated housing - the maximum system values are 24V and 0.05A or 6V and 0.2A independent of the number of units connected in the system. The alternative resistor values and electrical ratings are given in Table 2.

ASSOCIATED CERTIFIED ELECTRICAL COMPONENTS

For certified Components which may be incorporated into the equipment see Table 3 above.

16

Report No.

01(C)1067

17

Special Conditions For Safe Use

- 1) The units must be incorporated in systems which limit the electrical supply ratings to the values above.
- 2) The wiring loom between the fixed and detachable enclosure shells must be located, during assembly, such that the conductors and the restraint loop are not trapped in the sealing face between the shells.

18

Essential Health and Safety Requirements

Essential Health & Safety Requirements not covered by Standards listed at (9) - None.

19

DRAWINGS

| Number | Sheet | Issue | Date | Description |
|---------|-------|-------|----------|--------------------------------|
| 280-656 | 1 | A | 11.02.02 | General Arrangement-Type BGE |
| 280-656 | 2 | A | 11.02.02 | General Arrangement-Type BGE |
| 280-659 | - | A | 11.02.02 | Certification Label - Type BGE |
| 280-665 | - | A | 27.02.02 | Wiring Details |



13

Schedule

14

EC-TYPE EXAMINATION CERTIFICATE N° BAS02ATEX2105X

| Number | Sheet | Issue | Date | Description |
|---------------|--------------|--------------|-------------|--------------------------------|
| 380-447 | - | A | 26.02.02 | General Arrangement-Type PBE |
| 380-449 | - | A | 26.02.02 | Certification Label - Type PBE |

This certificate may only be reproduced in its entirety and without any change, schedule included.

BASEEFA List Keywords
2MISCELL



1 **SUPPLEMENTARY EC - TYPE EXAMINATION CERTIFICATE**

2 **Equipment or Protective System Intended for use in Potentially Explosive Atmospheres
Directive 94/9/EC**

3 Supplementary EC - Type Examination Certificate **BAS02ATEX2105X/1**
Number :

4 Equipment or protective system: **TYPE BGE BREAK GLASS UNIT**

5 Manufacturer : **MEDC Ltd**

6 Address : **Pinxton Nottingham, NG16 6JF**

7 This supplementary certificate, issued by Baseefa (2001) Ltd., Notified Body Number 1180, extends EC - Type Examination Certificate No. **BAS02ATEX2105X** to apply to equipment or protective systems designed and constructed in accordance with the specification set out in the Schedule of the said certificate but having any variations specified in the Schedule attached to this certificate and the documents therein referred to.

This Supplementary Certificate shall be held with the original Certificate

The Electrical Equipment Certification Service, Notified Body Number 0600, retains responsibility for its original documentation. Baseefa (2001) Ltd. is responsible only for the additional work relating to this supplementary certificate and any other supplementary certificate that it has issued.

This certificate may only be reproduced in its entirety, without any change, Schedule included.

Baseefa (2001) Ltd. Customer Reference No. **0676**

Project File No. **02/0176**

This certificate is granted subject to the general terms and conditions of Baseefa (2001) Ltd. It does not necessarily indicate that the equipment may be used in particular industries or circumstances.

A handwritten signature in black ink, appearing to read "R S Sinclair".

R S SINCLAIR
DIRECTOR
On behalf of
Baseefa (2001) Ltd.

Baseefa (2001) Ltd.
Health and Safety Laboratory Site, Harpur Hill,
Buxton, Derbyshire SK17 9JN
Telephone +44 (0) 1298 28255 Fax +44 (0) 1298 28216
e-mail info@baseefa2001.biz web site www.baseefa2001.biz
Registered in England No. 4305578 at 13 Dovedale Crescent, Buxton,
Derbyshire, SK17 9BJ



Schedule

Description of the variation to the Equipment or Protective System

Variation 1.1

To permit terminals with part numbers 03-7112-0006 or 069716 to be covered by Certificate SIRA02ATEX3001U as an alternative to BAS01ATEX2378U.

Report No.

None

Special Conditions for Safe Use

See original Certificate

Essential Health and Safety Requirements

See original Certificate

Drawings and Documents

| Number | Issue | Date | Description |
|-------------------------|--------------|-------------|--------------------------------|
| 280-656 Sheets 1 & 2 | B | 20/08/02 | General Arrangement – Type BGE |
| 380-447 | B | 20/08/02 | General Arrangement – Type PBE |



1 **SUPPLEMENTARY EC - TYPE EXAMINATION CERTIFICATE**

2 **Equipment or Protective System Intended for use in Potentially Explosive Atmospheres
Directive 94/9/EC**

- 3 Supplementary EC - Type Examination Certificate Number: **BAS02ATEX2105X/2**
- 4 Equipment or Protective System: **TYPE BGE BREAK GLASS UNIT**
- 5 Manufacturer: **MEDC Limited**
- 6 Address: **Pinxton Nottingham, NG16 6JF**

7 This supplementary certificate extends EC – Type Examination Certificate No. BAS02ATEX2105X to apply to equipment or protective systems designed and constructed in accordance with the specification set out in the Schedule of the said certificate but having any variations specified in the Schedule attached to this certificate and the documents therein referred to.

This supplementary certificate shall be held with the original certificate.

The original certificate was issued by The Electrical Equipment Certification Service, Notified Body Number 0600, which retains responsibility for its original documentation. Baseefa (2001) Ltd., Notified Body Number 1180, is responsible only for the additional work relating to this supplementary certificate and any other supplementary certificate it has issued.

This certificate may only be reproduced in its entirety, without any change, schedule included.

Baseefa (2001) Ltd. Customer Reference No. 0676

Project File No. 03/0140

This certificate is granted subject to the general terms and conditions of Baseefa (2001) Ltd. It does not necessarily indicate that the equipment may be used in particular industries or circumstances.

Baseefa (2001) Ltd.

Health and Safety Laboratory Site, Harpur Hill,
Buxton, Derbyshire SK17 9JN
Telephone +44 (0) 1298 28255 Fax +44 (0) 1298 28216
e-mail info@baseefa2001.biz web site www.baseefa2001.biz
Registered in England No. 4305578 at 13 Dovedale Crescent, Buxton,
Derbyshire, SK17 9BJ

A handwritten signature in black ink, appearing to read "R S Sinclair".

R S SINCLAIR
DIRECTOR
On behalf of
Baseefa (2001) Ltd.



Schedule

13 Description of the variation to the Equipment or Protective System

Variation 2.1

Alternative certification option for the Type BK6 Terminals. The terminals may now be to either EC Type Examination Certificate No. Sira 01ATEX3247U, coded $\text{\textcircled{E}}$ II 2GD EEx e II, or BAS98ATEX3084U as originally specified.

14 Report Number

None

15 Special Conditions for Safe Use

None additional to those listed previously

16 Essential Health and Safety Requirements

Compliance with the Essential Health and Safety Requirements is not affected by this variation.

17 Drawings and Documents

| Number | Issue | Date | Description |
|-------------------------|-------|----------|--------------------------------|
| 280-656 Sheets 1 & 2 | C | 05/02/03 | General Arrangement – Type BGE |



1 SUPPLEMENTARY EC - TYPE EXAMINATION CERTIFICATE

**2 Equipment or Protective System Intended for use in Potentially Explosive Atmospheres
Directive 94/9/EC**

3 Supplementary EC - Type Examination Certificate Number: BAS02ATEX2105X/3

4 Equipment or Protective System: TYPE BGE BREAK GLASS UNIT

5 Manufacturer: MEDC Limited

6 Address: Pinxton Nottingham, NG16 6JF

7 This supplementary certificate extends EC – Type Examination Certificate No. BAS02ATEX2105X to apply to equipment or protective systems designed and constructed in accordance with the specification set out in the Schedule of the said certificate but having any variations specified in the Schedule attached to this certificate and the documents therein referred to.

This supplementary certificate shall be held with the original certificate.

The original certificate was issued by The Electrical Equipment Certification Service, Notified Body Number 0600, which retains responsibility for its original documentation. Baseefa (2001) Ltd., Notified Body Number 1180, is responsible only for the additional work relating to this supplementary certificate and any other supplementary certificate it has issued.

This certificate may only be reproduced in its entirety, without any change, schedule included.

Baseefa (2001) Ltd. Customer Reference No. 0676

Project File No. 03/0735

This certificate is granted subject to the general terms and conditions of Baseefa (2001) Ltd. It does not necessarily indicate that the equipment may be used in particular industries or circumstances.

Baseefa (2001) Ltd.

Health and Safety Laboratory Site, Harpur Hill,
Buxton, Derbyshire SK17 9JN
Telephone +44 (0) 1298 28255 Fax +44 (0) 1298 28216
e-mail info@baseefa2001.biz web site www.baseefa2001.biz
Registered in England No. 4305578 at 13 Dovedale Crescent, Buxton,
Derbyshire, SK17 9BJ

R S SINCLAIR
DIRECTOR
On behalf of
Baseefa (2001) Ltd.



Schedule

13 Description of the variation to the Equipment or Protective System

Variation 3.1

Alternative electrical ratings for units incorporating the encapsulated housings (suffix 'R') as follows :-

| Maximum Voltage | Maximum Current |
|-----------------|-----------------|
| 6V* | 0.2A* |
| 24V* | 0.05A* |
| 48V | 0.025A |
| 60V | 0.02A |
| 80V | 0.015A |

* Previously listed voltage/current combinations

14 Report Number

None

15 Special Conditions for Safe Use

None additional to those listed previously

16 Essential Health and Safety Requirements

Compliance with the Essential Health and Safety Requirements is not affected by this variation.

17 Drawings and Documents

| Number | Issue | Date | Description |
|---------|-------|----------|--|
| 280-659 | B | 02/10/03 | Certification Label – Type BGEBGE2 Break Glass Units |
| 380-449 | B | 02/10/03 | Certification Label – Type PBE Push Button Units |



- 1 **SUPPLEMENTARY EC - TYPE EXAMINATION CERTIFICATE**
- 2 **Equipment or Protective System Intended for use in Potentially Explosive Atmospheres
Directive 94/9/EC**
- 3 Supplementary EC - Type Examination Certificate **See Schedule**
Number:
- 4 Equipment or protective system: **See Schedule**
- 5 Manufacturer: **MEDC**
- 6 Address: **Colliery Road, Pinxton, Nottingham, NG16 6JF**
- 7 This supplementary certificate extends the EC - Type Examination Certificates listed in the Schedule to apply to equipment or protective systems designed and constructed in accordance with the specification set out in the Schedules of the said Certificates but having any variations specified in the Schedule attached to this certificate and the documents therein referred to.

A copy of this Supplementary Certificate shall be attached to each of the original Certificates.

This certificate may only be reproduced in its entirety, without any change, Schedule included.


Baseefa Customer Reference No. 0676

Project File No. 07/0181

This certificate is granted subject to the general terms and conditions of Baseefa (2001) Ltd. It does not necessarily indicate that the equipment may be used in particular industries or circumstances.

Baseefa

Rockhead Business Park, Staden Lane,
Buxton, Derbyshire SK17 9RZ
Telephone +44 (0) 1298 766600 Fax +44 (0) 1298 766601
e-mail info@baseefa.com web site www.baseefa.com
Baseefa is a trading name of Baseefa (2001) Ltd
Registered in England No. 4305578 at the above address


R S SINCLAIR
DIRECTOR
On behalf of
Baseefa (2001) Ltd.



Schedule

Description of the variation to the Equipment or Protective System

To permit the use of epoxy or acrylic paint processes on the products detailed below.

| Certificate No. | Supplement No. | Equipment Type |
|--------------------|----------------|------------------------------|
| BAS99ATEX2195X | 5 | XBII |
| BAS99ATEX2196 | 5 | XB12,FB12,TH12,FL12, |
| BAS00ATEX2031 | 2 | XB9 |
| BAS00ATEX2097X | 9 | DB3, DB3L, DB4, DB4L |
| BAS00ATEX2098X | 9 | DB3E, DB3E, DB4, DB4E |
| BAS00ATEX2204X | 1 | XB10 |
| BAS00ATEX2226X | 1 | XB10E |
| BAS02ATEX2086X | 5 | DB10 |
| BAS02ATEX2105X | 4 | BGE, PBE |
| Baseefa03ATEX0084X | 2 | BG1, PB1 |
| Baseefa04ATEX0009X | 3 | XB15, FB15, FL15, LD15, TH15 |
| Baseefa04ATEX0166X | 2 | DB16 IIB |
| Baseefa04ATEX0167X | 2 | DB16 IIC |
| Baseefa05ATEX0198X | 1 | DB20 IIB |
| Baseefa05ATEX0199X | 1 | DB20 IIC |

Report No.

None

Special Conditions for Safe Use

None additional to those listed previously

Essential Health and Safety Requirements

Compliance with the Essential Health and Safety Requirements is not affected by this variation

Drawings and Documents

| Number | Issue | Date | Description |
|---------|-------|----------|--|
| 122-808 | 1 | 05/03/07 | Addition of Optional Acrylic Paint to Products Listed. |



1 **SUPPLEMENTARY EC - TYPE EXAMINATION CERTIFICATE**

2 **Equipment or Protective System Intended for use in Potentially Explosive Atmospheres
Directive 94/9/EC**

3 Supplementary EC - Type **BAS02ATEX2105X/5**
Examination Certificate Number:

4 Equipment or Protective System: **Type BGE Break Glass Unit**

5 Manufacturer: **MEDC Limited**

6 Address: **Colliery Road, Pinxton, Nottingham, NG16 6JF.**

7 This supplementary certificate extends EC – Type Examination Certificate No. Baseefa04ATEX2105X to apply to equipment or protective systems designed and constructed in accordance with the specification set out in the Schedule of the said certificate but having any variations specified in the Schedule attached to this certificate and the documents therein referred to.

This supplementary certificate shall be held with the original certificate.

This certificate may only be reproduced in its entirety, without any change, schedule included.

Baseefa Customer Reference No. 0676

Project File No. 07/0656

This certificate is granted subject to the general terms and conditions of Baseefa (2001) Ltd. It does not necessarily indicate that the equipment may be used in particular industries or circumstances.

Baseefa

Rockhead Business Park, Staden Lane,
Buxton, Derbyshire SK17 9RZ
Telephone +44 (0) 1298 766600 Fax +44 (0) 1298 766601
e-mail info@baseefa.com web site www.baseefa.com
Baseefa is a trading name of Baseefa (2001) Ltd
Registered in England No. 4305578 at the above address

R S SINCLAIR
DIRECTOR
On behalf of
Baseefa (2001) Ltd.



13

Schedule

14

Certificate Number BAS02ATEX2105X/5

15 **Description of the variation to the Equipment or Protective System**

Variation 4.1

To permit the manufacturer of BGE or BGE2 Break Glass units in either Beetle DMC G8B L5700 or DMC G7B.

16 **Report Number**

None

17 **Special Conditions for Safe Use**


None additional to those listed previously

18 **Essential Health and Safety Requirements**

Compliance with the Essential Health and Safety Requirements is not affected by this variation.

19 **Drawings and Documents**

| Number | Sheet | Issue | Date | Description |
|---------|--------|-------|----------|--|
| 280-656 | 1 to 2 | D | 09/08/07 | ATEX Certification GA BGE/BGE2 Break Glass |



1 SUPPLEMENTARY EC - TYPE EXAMINATION CERTIFICATE

**2 Equipment or Protective System Intended for use in Potentially Explosive Atmospheres
Directive 94/9/EC**

3 Supplementary EC - Type Examination Certificate Number: BAS02ATEX2105X/6

4 Equipment or Protective System: Type BGE Break Glass Unit

5 Manufacturer: Cooper MEDC Limited

6 Address: Colliery Road, Pinxton, Nottingham, NG16 6JF

7 This supplementary certificate extends EC – Type Examination Certificate No. BAS02ATEX2105X/6 to apply to equipment or protective systems designed and constructed in accordance with the specification set out in the Schedule of the said certificate but having any variations specified in the Schedule attached to this certificate and the documents therein referred to.

This supplementary certificate shall be held with the original certificate.

The original certificate was issued by The Electrical Equipment Certification Service, Notified Body Number 0600, which retains responsibility for its original documentation. Baseefa, Notified Body Number 1180, is responsible only for the additional work relating to this supplementary certificate and any other supplementary certificate it has issued.

This certificate may only be reproduced in its entirety, without any change, schedule included.

Baseefa Customer Reference No. 0676

Project File No. 10/0394

This certificate is granted subject to the general terms and conditions of Baseefa. It does not necessarily indicate that the equipment may be used in particular industries or circumstances.

Baseefa

Rockhead Business Park, Staden Lane,
Buxton, Derbyshire SK17 9RZ
Telephone +44 (0) 1298 766600 Fax +44 (0) 1298 766601
e-mail info@baseefa.com web site www.baseefa.com
Baseefa is a trading name of Baseefa Ltd
Registered in England No. 4305578. Registered address as above.

R S SINCLAIR
DIRECTOR
On behalf of
Baseefa



13

Schedule

14

Certificate Number BAS02ATEX2105X/6

15 **Description of the variation to the Equipment or Protective System**

Variation 6.1

To allow the rating of the resistor R2 to be reduced to 180 ohm in the BGE units fitted with series and EOL resistors.

16 **Report Number**

None

17 **Special Conditions for Safe Use**

None additional to those listed previously

18 **Essential Health and Safety Requirements**

Compliance with the Essential Health and Safety Requirements is not affected by this variation.

19 **Drawings and Documents**

| Number | Sheet | Issue | Date | Description |
|---------------|--------------|--------------|-------------|--|
| 280 - 665 | 1 of 1 | B | 06/05/10 | Certification Wiring Diagrams BGE/BG2E |



1 **SUPPLEMENTARY EC - TYPE EXAMINATION CERTIFICATE**

2 **Equipment or Protective System Intended for use in Potentially Explosive Atmospheres
Directive 94/9/EC**

3 Supplementary EC - Type Examination Certificate Number: **BAS02ATEX2105X/7**

4 Equipment or Protective System: **Type BGE Break Glass Unit**

5 Manufacturer: **Cooper MEDC Limited**

6 Address: **Colliery Road, Pinxton, Nottingham, NG16 6JF**

7 This supplementary certificate extends EC – Type Examination Certificate No. BAS02ATEX2105X to apply to equipment or protective systems designed and constructed in accordance with the specification set out in the Schedule of the said certificate but having any variations specified in the Schedule attached to this certificate and the documents therein referred to.

8 Item 9 of the original Certificate is replaced by "Compliance with the Essential Health and Safety Requirements has been assured by compliance with:

EN60079-0: 2009 EN60079-1: 2007 EN60079-7: 2007 EN60079-31: 2009

except in respect of those requirements listed at item 18 of the Schedule."

9 The marking of the equipment has changed from the original Certificate and shall include the following:

⊕ II GD Ex de IIC T6 T_{amb} - 40°C to + 70°C Gb Ex tb IIIC T85°C T_{amb} -40°C to + 70°C Db IP66

This certificate shall be held with the original certificate and may only be reproduced in its entirety, without any change, schedule included.

Baseefa Customer Reference No. 0676

Project File No. 10/0640

This certificate is granted subject to the general terms and conditions of Baseefa. It does not necessarily indicate that the equipment may be used in particular industries or circumstances.

Baseefa

Rockhead Business Park, Staden Lane,
Buxton, Derbyshire SK17 9RZ
Telephone +44 (0) 1298 766600 Fax +44 (0) 1298 766601
e-mail info@baseefa.com web site www.baseefa.com
Baseefa is a trading name of Baseefa Ltd
Registered in England No. 4305578. Registered address as above.

A handwritten signature in blue ink, appearing to read "R S Sinclair".

R S SINCLAIR

DIRECTOR
On behalf of
Baseefa

Re-issued 17th June 2013 to replace original



13

Schedule

14

Certificate Number BAS02ATEX2105X/7

15 Description of the variation to the Equipment or Protective System

Variation 8.1

To delete the options of the LED, the encapsulated resistor and the encapsulated earth stud.

Variation 8.2

To permit a modified lift flap and plunger sealing arrangement on the Type PBE Press Button Unit

Variation 8.3

The Type BGE Break Glass Unit is considered to comply EN60079-0: 2009, EN60079-1: 2007, EN60079-7: 2007, and is marked:-

⊕ II 2 G
Ex de IIC T6 T_{amb} - 40°C to + 70°C Gb

The Type PBE Press Button Unit is considered to comply with EN60079-0: 2009, EN60079-1: 2007, EN60079-7: 2007, and EN60079-31: 2009 and is marked:-

⊕ II 2 G D
Ex de IIC T6 T_{amb} - 40°C to + 70°C Gb
Ex tb IIIC T85°C T_{amb} -40°C to + 70°C Db IP66

16 Report Number

Baseefa certification report 10(C)0640.

17 Specific Conditions of Use

1 The cable glands of the Type PBE Press Button Unit are to be provided with sealing washers to maintain the IP66 rating of the enclosure.

18 Essential Health and Safety Requirements

Compliance with the Essential Health and Safety Requirements is not affected by this variation.

19 Drawings and Documents

| Number | Sheet | Issue | Date | Description |
|---------|-------|-------|----------|--|
| 280-656 | 1 | E | 12.07.12 | General Assembly BGE/BG2E Unit |
| 280-656 | 2 | E | 12.07.12 | General Assembly BGE/BG2E Unit |
| 280-665 | 1 | C | 03.07.12 | Wiring Diagram BGE/BG2E Unit |
| 280-659 | - | C | 12.07.12 | ATEX Certification Label BGE/BG2E Unit |
| 380-447 | 1 | D | 12.07.12 | General Assembly PBE Unit |
| 380-449 | - | C | 10.07.12 | ATEX Certification Label PBE Unit |

1 **SUPPLEMENTARY EC - TYPE EXAMINATION CERTIFICATE**

2 **Equipment or Protective System Intended for use in Potentially Explosive Atmospheres
Directive 94/9/EC**

3 Supplementary EC - Type Examination Certificate Number: **BAS02ATEX2015X/8**

4 Equipment or Protective System: **Type BGE Break Glass Unit**

5 Manufacturer: **Cooper MEDC Limited**

6 Address: **Unit B, Sutton Parkway, Oddicroft Lane, Sutton-in-Ashfield, NG17 5FB**

7 This supplementary certificate extends EC – Type Examination Certificate No. **BAS02ATEX2015** to apply to equipment or protective systems designed and constructed in accordance with the specification set out in the Schedule of the said certificate but having any variations specified in the Schedule attached to this certificate and the documents therein referred to.

This supplementary certificate shall be held with the original certificate.

The original certificate was issued by The Electrical Equipment Certification Service, Notified Body Number 0600, which retains responsibility for its original documentation. Baseefa, Notified Body Number 1180, is responsible only for the additional work relating to this supplementary certificate and any other supplementary certificate it has issued.

Baseefa Customer Reference No. **0676**

Project File No. **12/1004**

This document is issued by the Company subject to its General Conditions for Certification Services accessible at <http://www.sgs.com/en/Terms-and-Conditions.aspx> and the Supplementary Terms and Conditions accessible at <http://www.baseefa.com/terms-and-conditions.asp>. Attention is drawn to the limitation of liability, indemnification and jurisdiction issues defined therein. Any holder of this document is advised that information contained herein reflects the Company's findings at the time of its intervention only and within the limits of Client's instructions, if any. It does not necessarily indicate that the equipment may be used in particular industries or circumstances. The Company's sole responsibility is to its Client and this document does not exonerate parties to a transaction from exercising all their rights and obligations under the transaction documents. This document cannot be reproduced except in full, schedule included, without prior written approval of the Company. Any unauthorized alteration, forgery or falsification of the content or appearance of this document is unlawful and offenders may be prosecuted to the fullest extent of the law.

SGS Baseefa Limited


Rockhead Business Park, Staden Lane,
Buxton, Derbyshire SK17 9RZ

Telephone +44 (0) 1298 766600 Fax +44 (0) 1298 766601

e-mail info@baseefa.com web site www.baseefa.com

Registered in England No. 4305578.

Registered address: Rossmore Business Park, Ellesmere Port, Cheshire, CH65 3EN

A handwritten signature in blue ink, appearing to read 'R S Sinclair'.

R S SINCLAIR

GENERAL MANAGER

On behalf of SGS Baseefa Limited

13 **Schedule**

14 **Certificate Number BAS02ATEX2105X/8**

15 **Description of the variation to the Equipment or Protective System**

Variation 8.1

To permit the use of an encapsulated LED and an encapsulated resistor / diode to Baseefa13ATEX0067U.

When provided with the encapsulated LED unit, or an encapsulated LED unit and a resistor/diode unit the BGE and PBE units are marked:-

BGE Units

⊕ II 2 G Ex d e mb IIC T6 Gb ($T_{amb} - 35^{\circ}\text{C}$ to $+ 70^{\circ}\text{C}$)

PBE Units

⊕ II 2 GD Ex d e mb IIC T6 Gb ($T_{amb} - 35^{\circ}\text{C}$ to $+ 70^{\circ}\text{C}$)
Ex tb IIIC T85°C Db IP66 ($T_{amb} - 35^{\circ}\text{C}$ to $+ 70^{\circ}\text{C}$)

When provided with the encapsulated resistor/diode unit, the BGE and PBE units are marked:-

BGE Units

⊕ II 2 G Ex d e mb IIC T6 Gb ($T_{amb} - 40^{\circ}\text{C}$ to $+ 70^{\circ}\text{C}$)

PBE Units

⊕ II 2 GD Ex d e mb IIC T6 Gb ($T_{amb} - 40^{\circ}\text{C}$ to $+ 70^{\circ}\text{C}$)
Ex tb IIIC T85°C Db IP66 ($T_{amb} - 40^{\circ}\text{C}$ to $+ 70^{\circ}\text{C}$)

Variation 8.2

To permit an alternative method of providing an optional internal and external earth assembly.

Variation 8.3

To note a change of company address.

16 **Report Number**

SGS Baseefa certification report 12(C)1004.

17 **Specific Conditions of Use**

The encapsulated LED and an encapsulated resistor / diode units shall be protected by a fuse rated for a prospective short circuit current of at least 1500A.

18 **Essential Health and Safety Requirements**

Compliance with the Essential Health and Safety Requirements is not affected by this variation.

19 **Drawings and Documents**

| Number | Sheet | Issue | Date | Description |
|---------|-------|-------|----------|--------------------------------|
| 280-656 | 1&2 | F | 15.08.13 | General Assembly – BGE Unit |
| 280-659 | 1 | D | 13.08.13 | Certification Label – BGE Unit |
| 380-447 | 1 | E | 15.08.13 | General Assembly – PBE Unit |

Certificate Number
BAS02ATEX2105X/8



Issued 20 August 2013
Page 3 of 3

| Number | Sheet | Issue | Date | Description |
|---------------|--------------|--------------|-------------|--------------------------------|
| 380-449 | 1 | D | 13.08.13 | Certification Label – PBE Unit |