

1SNA115239R2200 ✓ ACTIVE

ENTRELEC | ENTRELEC SNA


TE Internal #: 1SNA115239R2200

Modular Terminal Blocks, Disconnect, Screw Clamp Terminal Block, Gray, Product Spacing .314 in [8 mm], 2 Position, Screw Terminal, ENTRELEC SNA

[View on TE.com >](#)



Connectors > Terminal Blocks & Strips > Modular Terminal Blocks



Block Function: **Disconnect**

Modular Terminal Block Product Type: **Screw Clamp Terminal Block**

Rated Cross Section: **6 mm<sup>2</sup>**

Primary Product Color: **Gray**

## Features

### Product Type Features

Modular Terminal Block Product Type	Screw Clamp Terminal Block
-------------------------------------	----------------------------

### Configuration Features

Gauge Type	A5
Number of Levels	1
Number of Poles	2
Number of Circuits	1
Block Function	Disconnect
Number of Positions	2

### Electrical Characteristics

Operating Voltage Rating (UL & CSA) (Max) - Main Circuit	150 V
Voltage Rating (CSA)	150 V
Current Rating (CSA)	30 A
Short-Time Withstanding Current Rating @ 1s	720 A
Voltage Rating (IEC)	630 V
Current Rating (UL)	30 A
Current Rating (IEC)	40 A
Voltage Rating	630 VAC

### Body Features



Product Weight	30 g
----------------	------

Primary Product Color	Gray
-----------------------	------

### Termination Features

Termination Method to Wire & Cable	Screw Terminal
------------------------------------	----------------

### Mechanical Attachment

DIN Rail Mounting Type	G32, TH35-15, TH35-7.5
------------------------	------------------------

Tightening Torque	7.1 in-lbs
-------------------	------------

Connector Mounting Type	DIN Rail
-------------------------	----------

### Housing Features

Housing Material	Polyamide 6.6
------------------	---------------

### Dimensions

Main Circuit Capacity - 1 Rigid Stranded Conductor per Screw Clamp	.5 – 10 mm <sup>2</sup>
--	-------------------------

Wire Stripping Length	13 mm[.512 in]
-----------------------	----------------

Main Circuit Capacity - 1 Flexible Conductor per Spring Clamp	.5 – 6 mm <sup>2</sup>
---	------------------------

Tool Size	5 mm[.197 in]
-----------	---------------

Product Depth	41 mm
---------------	-------

Product Width	8 mm[.314 in]
---------------	---------------

Product Length	41 mm
----------------	-------

Product Height	77 mm
----------------	-------

Rated Cross Section	6 mm <sup>2</sup>
---------------------	-------------------

Product Spacing	8 mm[.314 in]
-----------------	---------------

Wire Size	6 mm <sup>2</sup>
-----------	-------------------

### Usage Conditions

Storage Temperature Range	-55 – 110 °C[-67 – 230 °F]
---------------------------	----------------------------

Installation Temperature Range	-5 – 40 °C[23 – 104 °F]
--------------------------------	-------------------------

Operating Temperature Range	-55 – 110 °C[-67 – 230 °F]
-----------------------------	----------------------------

### Operation/Application

Circuit Application	Signal
---------------------	--------

### Industry Standards

UL Flammability Rating	UL 94V-0
------------------------	----------



## Product Compliance

[For compliance documentation, visit the product page on TE.com>](#)
















EU RoHS Directive 2011/65/EU	Compliant with Exemptions
EU ELV Directive 2000/53/EC	Compliant with Exemptions
China RoHS 2 Directive MIIT Order No 32, 2016	Restricted Materials Above Threshold
EU REACH Regulation (EC) No. 1907/2006	Current ECHA Candidate List: JUNE 2022 (224) Candidate List Declared Against: JUNE 2022 (224) SVHC > Threshold: Pb (3.7% in Component Part) <b>Article Safe Usage Statements:</b> Do not eat, drink or smoke when using this product. Wash thoroughly after handling. Recycle if possible and dispose of the article by following all applicable governmental regulations relevant to your geographic location.
Halogen Content	BFR/CFR/PVC Free, but Br/Cl >900 ppm in other sources.
Solder Process Capability	Not reviewed for solder process capability

### Product Compliance Disclaimer




This information is provided based on reasonable inquiry of our suppliers and represents our current actual knowledge based on the information they provided. This information is subject to change. The part numbers that TE has identified as EU RoHS compliant have a maximum concentration of 0.1% by weight in homogenous materials for lead, hexavalent chromium, mercury, PBB, PBDE, DBP, BBP, DEHP, DIBP, and 0.01% for cadmium, or qualify for an exemption to these limits as defined in the Annexes of Directive 2011/65/EU (RoHS2). Finished electrical and electronic equipment products will be CE marked as required by Directive 2011/65/EU. Components may not be CE marked. Additionally, the part numbers that TE has identified as EU ELV compliant have a maximum concentration of 0.1% by weight in homogenous materials for lead, hexavalent chromium, and mercury, and 0.01% for cadmium, or qualify for an exemption to these limits as defined in the Annexes of Directive 2000/53/EC (ELV). Regarding the REACH Regulation, the information TE provides on SVHC in articles for this part number is based on the latest European Chemicals Agency (ECHA) 'Guidance on requirements for substances in articles' posted at this URL: <https://echa.europa.eu/guidance-documents/guidance-on-reach>

## Compatible Parts

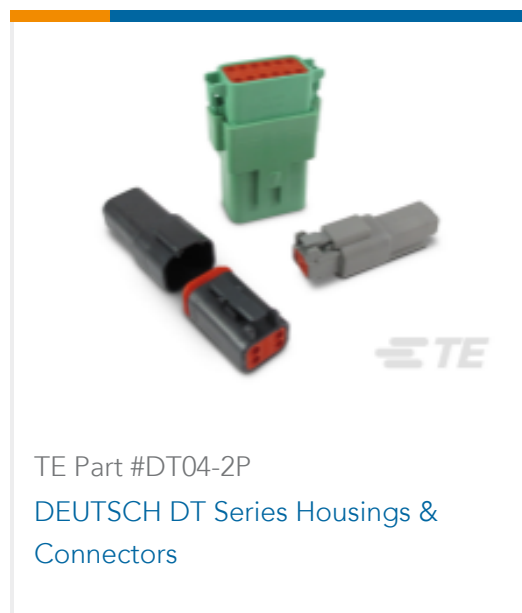
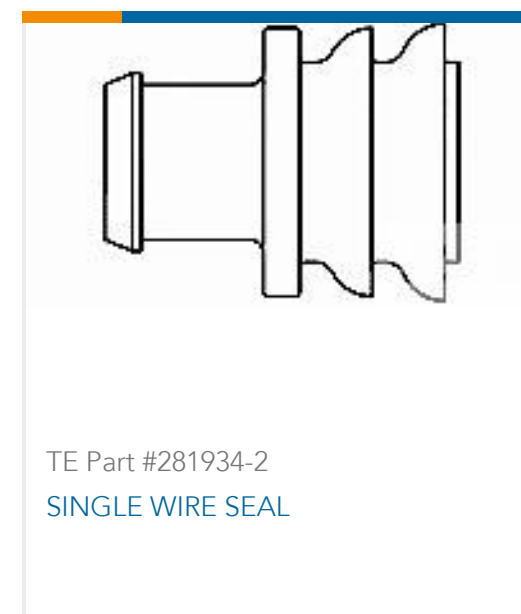
 <p>TE Part # 1SNA114522R0500 SCFT2</p>	 <p>TE Part # 1SNA116538R1700 PC8-2</p>	 <p>TE Part # 1SNA116539R1000 PC8-3</p>	 <p>TE Part # 1SNA116540R2500 PC8-4</p>
--	--	--	--

 <p>TE Part # 1SNA163313R2400 PC8-10</p>	 <p>TE Part # 1SNA234000R0200 RC810</p>	 <p>TE Part # 1SNA400711R0600 PC8-R1</p>	 <p>TE Part # 1SNA400712R0700 PC8-R2</p>
 <p>TE Part # 1SNA400713R0000 PC8-R3</p>	 <p>TE Part # 1SNA400724R0300 PC8-R4</p>	 <p>TE Part # 1SNA400842R0000 PC8-R5</p>	 <p>TE Part # 1SNA400843R0000 PC8-R6</p>
 <p>TE Part # 1SNA400849R0000 PC8-R7</p>	 <p>TE Part # 1SNA400850R0000 PC8-R8</p>	 <p>TE Part # 1SNA113629R2700 FEMT2</p>	 <p>TE Part # 1SNA114205R2000 AD2.5</p>
 <p>TE Part # 1SNA167927R1000 FC4-1</p>	 <p>TE Part # 1SNA173888R2000 BP8.A4</p>	 <p>TE Part # 1SNA399903R0200 BADL</p>	

Also in the Series | **ENTRELEC SNA**

 <p>Modular Terminal Blocks(182)</p>	 <p>Terminal Block &amp; Strip Conducting Accessories(26)</p>	 <p>Terminal Block &amp; Strip Insulating Accessories(14)</p>
---	--	--

Customers Also Bought



## Documents

### CAD Files

#### Customer View Model

[ENG\\_CVM\\_CVM\\_1SNA115239R2200\\_B.3d\\_igs.zip](#)

English

#### Customer View Model

[ENG\\_CVM\\_CVM\\_1SNA115239R2200\\_B.3d\\_stp.zip](#)

English

#### Customer View Model

[ENG\\_CVM\\_CVM\\_1SNA115239R2200\\_B.2d\\_dxf.zip](#)

English

### 3D PDF

3D

By downloading the CAD file I accept and agree to the [Terms and Conditions](#) of use.

### Datasheets & Catalog Pages

[Catalogue - ENTRELEC terminal-blocks-sna-series](#)

English

[M6/8.ST3](#)

English

[ENTRELEC Terminal Block - Master Catalog](#)

English

[ENTRELEC Terminal Blocks Catalogue \(RUS\)](#)