



Product designation	MINIATURE RELAYS		
Product type designation	HR401C		
Contact characteristics			
Contact configuration	1 C/O		
Rated insulation voltage U_i IEC/EN	V	250	
Rated impulse withstand voltage U_{imp}	kV	4	
IEC Conventional free air thermal current I_{th}	A	16	
Maximum instantaneous current	A	60	
Rated current (I_n)	A	16	
Relay control voltage	V	24VDC	
Max contrrollable power in			
	AC-1	W	3840
	AC-15	VA	150
Rated operating power AC-1		VA	4000
Rated operating power AC-15	230 VAC	VA	500
Single-phase motor control	230VAC	kW	0.37
Rated operating current DC-1			
	30V	A	10
	110V	A	0.3
	220V	A	0.12
Minimum switching load		V / mA	5 / 100
Contact impedance		m Ω	100
Contact material		AgSnO ₂	
Operating times			
Closing		ms	<15
Opening		ms	<5
Operations			
Mechanical life		cycles	10000000
Electrical life AC1		cycles	100000
Coil characteristics			
Average coil consumption DC at 20°C		W	0.7
Operating range			
	Closing	% U_n	75...110
	Opening	% U_n	10...30
Maximum cycle frequency		cycles/h	3600
Mechanical features			
Max socket terminal tightening torque		Nm	0.6
Socket screw tightening tool (cross / flat blade)		PH1 / 4.5mm	
Conductor section	AWG/Kcmil	min	20

		max	14
IEC		min	mm ² 0.5
		max	mm ² 2.5
Operating position		normal	Any
Fixing			On 35mm DIN rail and with screw

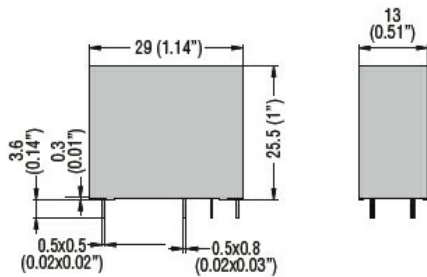
Ambient conditions

Temperature	Operating temperature	min	°C	-40
		max	°C	+85
	Storage temperature	min	°C	-40
		max	°C	+85

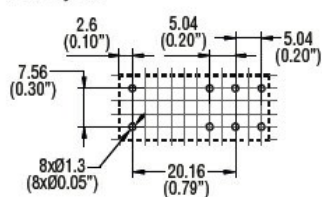
Other features

Indication	No
Mechanical contact position indicator	No
Mechanical test actuator	No

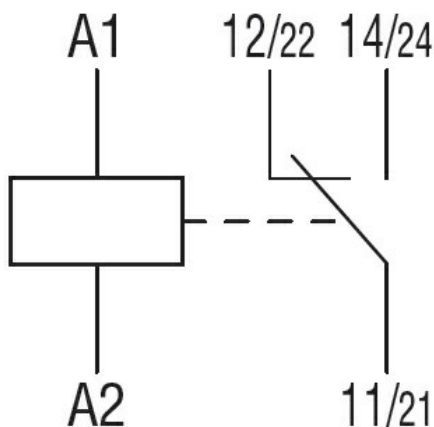
Dimensions



PCB layout



Wiring diagrams



Certifications and compliance

Compliance

IEC/EN 61810

Certificates

cURus

VDE

ETIM classification

ETIM 8.0

EC001437 –
Switching relay