


21700502	DATA SHEET	
Valid from: 17.09.2018	ED-PB-90-FC	

PROFIBUS bus connector, Sub-D with Fast Connect,
Cable outlet 90°, integrated terminating resistor, with 12 Mbit/s


Approvals



Technical data

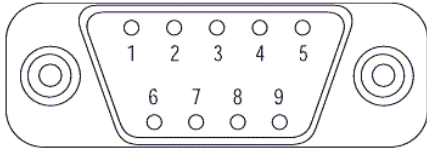
Cable outlet:	90°
Connection type:	Fast Connect
Programming-/Diagnosis-interface:	No
For cable type:	Solid conductor (versions with "S" at the cover) Solid conductor/ 7-/ 19-wires (version from 01.07.2015, identifiable with the missing "S")
For outer cable diameter:	5.0 to 8.0 mm
Degree of protection:	IP20
Pollution degree:	2
Dimensions:	72 x 40 x 17 mm (LxWxH)
Terminating resistor:	150 Ω, integrated, connectable via slide switch
Interfaces:	PROFIBUS- participant: Sub-D socket, 9-pins PROFIBUS-cable: FC standard cable, Ø 0.64 mm
Transmission rate:	Max. 12 Mbit/s
Supply voltage:	4.75 to 5.25 V DC (from terminal)
Current consumption:	Max. 12.5 mA
Operating temperature:	- 25 °C to +70 °C *The maximum ambient temperature for UL is + 60 °C
Transport- and storage temperature:	- 25 °C to + 80 °C
Relative humidity:	Max. 75 % at + 25 °C
Material, housing:	Metallized housing
Fixture screw:	4-40 UNC
Norms/approvals:	IEC 61158 IEC 61784 UL-File E331560
ETIM 5.0 Class-ID:	EC001132

Creator: PAMA7 Released: IVSE1/PDP	Document: DB21700502EN Version: 03	Page 1 of 2
---------------------------------------	---------------------------------------	-------------

21700502	DATA SHEET	
Valid from: 17.09.2018	ED-PB-90-FC	

Description

When used in the middle of a PROFIBUS network (two cable connections, node) the switch at the connector must be in the 'OFF' position. If used as a terminating connector (one cable connection, segment end), the switch must be in the 'ON' position. If the switch is in the 'ON' position the outbound bus cable is disconnected.



Application range

Automation, industrial machinery and plant engineering

Note

Photographs are not true to scale and do not represent detailed images of the respective products.

Creator: PAMA7 Released: IVSE1/PDP	Document: DB21700502EN Version: 03	Page 2 of 2
---------------------------------------	---------------------------------------	-------------