

Introduction

Panduit's Break-Away Adapter is an exciting new product that adds "break-away" capability to any standard patch cord, thereby reducing common cord-related issues such as tripping hazards and potential damage to ports or equipment. As with any new product it is helpful to know how to best use the Break-Away Adapter in order to get the most benefits.



Q. What problems does the Break-Away Adapter help prevent?

A. The adapter reduces problems such as people tripping or damage to ports or equipment that are caused when connected patch cords do not release when suddenly or accidentally pulled.

Q. What does the Break-Away Adapter do?

A. The adapter adds a releasable connection between a patch cord and a port or outlet.

Q. How is the Break-Away Adapter used?

A. The adapter is added to one end of a patch cord and plugged into the intended port or outlet instead of the patch cord.

Q. How does the Break-Away Adapter work?

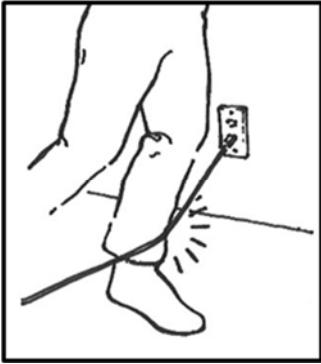
A. The adapter uses a special releasable port which allows a patch cord to come out of the adapter, when suddenly pulled upon, without damaging the cord or the adapter.

Q. Do I still use a patch cord with the Break-Away Adapter?

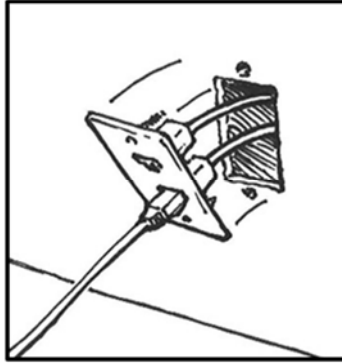
A. Yes, a patch cord must be used as the adapter is added to the end of the cord.

Q. Where can I use Break-Away Adapter?

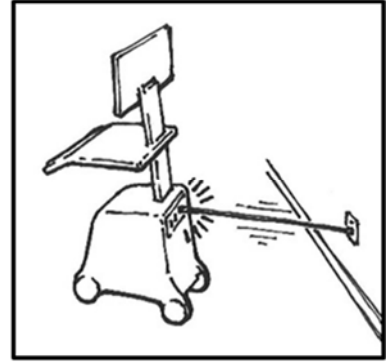
A. The adapter should be plugged into the port either at the wall or panel outlet, or at the port on the equipment being connected and the patch cord is then plugged into the adapter. If the patch cord is temporarily connecting stationary equipment it is usually best to attach the adapter to the wall or panel outlet. If the cord is connecting moveable equipment it is best to attach the adapter to the port on the mobile equipment.



Minimize tripping hazards



Eliminate outlet damage



Reduce equipment damage

Q. Is there any limit to the length of a patch cord I can use with the Break-Away Adapter?


A. The adapter is only 8 inches long and in most all cases it can be used with any length cord. The only exception is if the additional 8 inches added by the adapter would cause the total link to exceed the 100-meter maximum channel length.

Q. Will the Break-Away Adapter work with any patch cord?

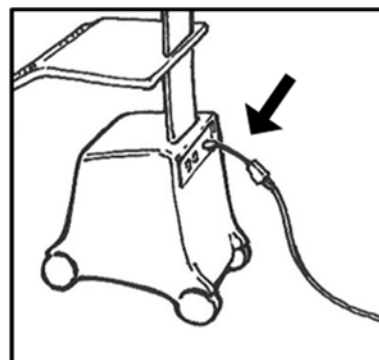
A. Yes the adapter will work with any patch cords that use the standard RJ45 modular plugs. When used with Panduit patch cords the adapter is designed to release within the specified force range. When used with patch cords from other suppliers the release force may vary.

Q. Will the Break-Away Adapter work with any RJ45 port or outlet? (free to flex)

A. Yes the adapter can be inserted into any port or outlet having a standard RJ45 modular jack interface. However, the Adapter **MUST BE FREE** to flex freely in any direction that the mated patch cord may be pulled.



Connected to wall outlet



Connected to mobile equipment

Q. Can I use the Break-Away Adapter with Category 6A patch cords? Or Category 6 or 5e?

A. Yes, the adapter can be used with Category 6A, 6, or 5e patch cords.

Q. What category of performance does the Break-Away Adapter support?

A. The adapter supports Category 6A performance, exceeding all ANSI/TIA-568-C.2 and ISO 11801 Class EA Edition 2.1 electrical performance requirements. It is suitable for use with Category 6A, 6 and 5e unshielded patch cords.

Q. At what pulling force will the Break-Away Adapter release a patch cord?

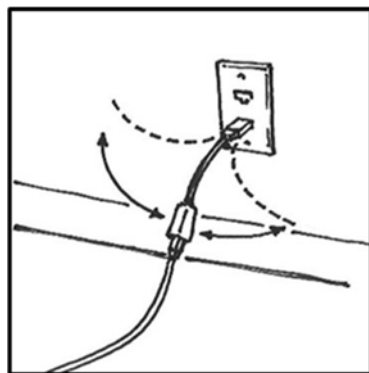
A. The adapter is designed to release upon sudden impact at a force level below that would create a tripping hazard or cause damage to an equipment port or wall outlet. The specified static release force range for the adapter is between 3.5 to 9.5 pounds, a level easily reached when a cord is contacted by a person or when connected equipment is suddenly moved. (When used with Panduit patch cords the adapter is designed to release within the specified force range. When used with patch cords from other suppliers the release force may vary.)

Q. Can the Break-Away Adapter be used more than once?

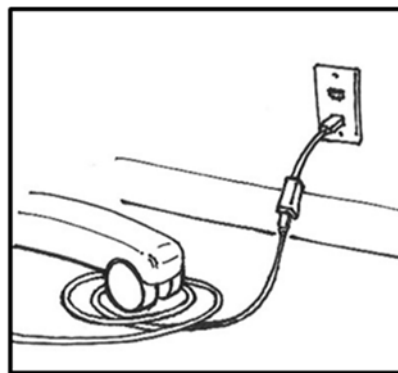
A. Yes, the adapter is designed to be reusable and is specified to a minimum of 750 release cycles when used with Panduit patch cords (may vary when used with patch cords from other suppliers).

Q. Can I still route my patch cord like I did before?

A. In most cases yes. However, the mated patch cord **MUST NOT BE TANGLED** on anything that would keep it from being pulled out of the adapter. Also the adapter **MUST BE FREE** to flex freely in any direction that the mated patch cord may be pulled.



Ensure adapter has full range of motion



Avoid obstruction of mated of patch cord

Q. Can I leave the Break-Away Adapter in place at the port?

A. Yes, the adapter may be left attached to either the wall outlet (for example, in a conference room) or to the equipment port (for example, with a mobile equipment cart).

Q. Do I still need to secure any mobile or lightweight equipment?

A. Yes, precautions normally taken to protect mobile or lightweight equipment from damage should be used. The adapter is intended to reduce the potential for accidental equipment damage when standard precautions for safety are also used.

Q. Do I still need to take precautions against tripping hazards?

A. Yes, precautions normally taken to prevent tripping hazards should be used. The Adapter is intended to reduce the potential for accidental tripping hazards when standard precautions for safety are also used.

Q. Are there any special considerations when using the Break-Away Adapter with lightweight equipment?

A. Yes, it is especially important with equipment weighing 5 pounds or less (such as lighter weight laptops) to take normal precautions to protect the equipment from being pulled off the supporting surface. For example, a surface with a surrounding lip to contain it, securing the lightweight device to the surface or to heavier equipment, or placing the lightweight equipment far away from the edge of a smooth surface.

Q. What are common environments where the Break-Away Adapter would be used?

A. The adapter can be used where ever patch cords may experience a sudden pulling force and not release, creating tripping hazards or causing damage to equipment. Typical application areas include:

- Hospitals (for connection of mobile imaging or equipment carts)
- Schools & Universities (for connection of in-class projectors or laptops)
- Law enforcement (for temporary connection of computers in high traffic areas)
- Data centers (for temporary connection of network diagnostic equipment)