


Part number

CSEF 24



Female insert, CSE series, spring terminal connection, 24 poles + PE, 16 A 500 V 6 kV 3, size "104.27"

Product description	
Product type	Insert
Series	CSE
Connection type	Spring terminal connection
Gender	Female
N. of poles	24 poles + 
Size	Size 104.27
Technical data	
Current	16 A
Voltage	500 V
Rated impulse withstand voltage	6 kV
Pollution degree	3
Rated voltage according to UL/CSA	600 V
Wire cross-section	0,14 mm ² - 2,50 mm ²
AWG size	26 - 14
Contact type	Turned silver plated
IP degree of protection	IP20 without enclosure, IP65/IP66/IP68/IP69 with enclosure
Further technical details	
Characteristics according to EN 61984	16A 500V 6kV 3; 16A 400/690V 6kV 2
Mating cycles	≥ 500
Insulation resistance	≥ 10 GΩ
Contact resistance	≤ 3 mΩ
Weight	121,00 g
Operating temperature range (min, max)	-40 °C ... +125 °C
Conductors stripping length	9...11 mm
UL 94 flammability rating	V-0

Material properties	
Main material	Polycarbonate (PC)
Colour	RAL 7032 grey
RoHs conformity	Compliant with exemption 6(c): copper alloy containing up to 4% lead by weight
China RoHs - EFUP	50
REACH SVHC substances	Yes Lead
SCIP number	1a9c93ff-0445-4a16-81e3-1609ac5274d6
Approvals / Standards	
Reference standard	EN 61984:2009-06
Certifications	CSA, CQC, DNV, BV, EAC
UL	ECBT2
General ordering information	
EAN13 code	8015747094511
ETIM 7.0	EC000438
Packaging Information	
Packaging length	270,00 mm
Packaging height	75,00 mm
Packaging width	180,00 mm
Packaging weight	4,02 kg
Packaging volume	3,65 dm ³
Packaging description	Carton box
Packaging quantity	30 Pcs
Packaging EAN code	8015747094528
Sub-packaging length	113,00 mm
Sub-packaging height	36,00 mm
Sub-packaging width	180,00 mm
Sub-packaging weight	0,67 kg
Sub-packaging volume	0,73 dm ³
Sub-packaging description	Carton tray
Sub-packaging quantity	5 Pcs
Sub-packaging EAN barcode	8015747094535

Part number

CSEF 24



Catalogue drawings

Catalogue drawings

CSEF / CSEM 24

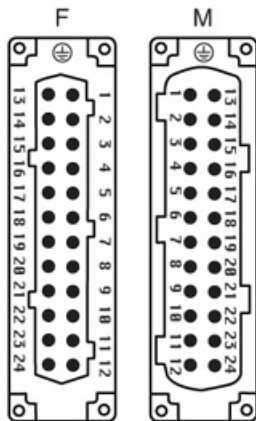
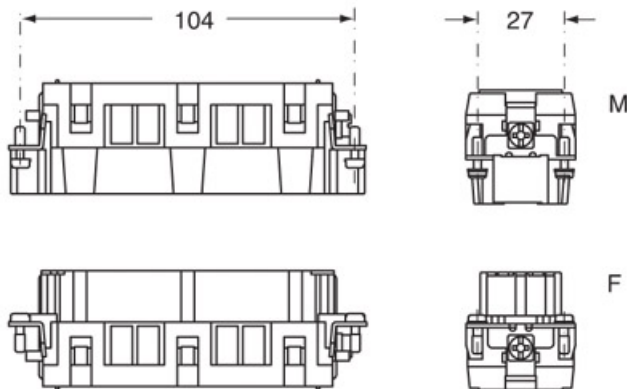
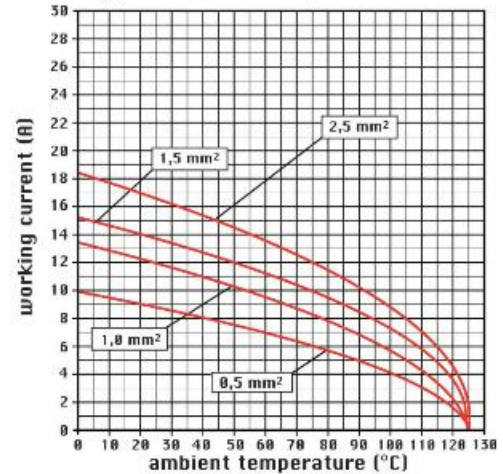


diagram CSE 24 and 48 poles



Notes

CSEF/M 24 inserts:

- characteristics according to EN 61984:

(16A 500V 6kV 3)

(16A 400/690V 6kV 2)

- rated voltage according to UL/CSA: 600V

- insulation resistance: > 10 GOhm

- ambient temperature limit: -40 °C ... +125 °C

- are made of self-extinguishing thermoplastic resin UL 94 V0

- mechanical life: > 500 cycles

- contact resistance: < 3 mOhm

- enclosures: size "104.27":

C-TYPE IP65/IP66

C7 IP67 stainless steel lever

V-TYPE IP65/IP66

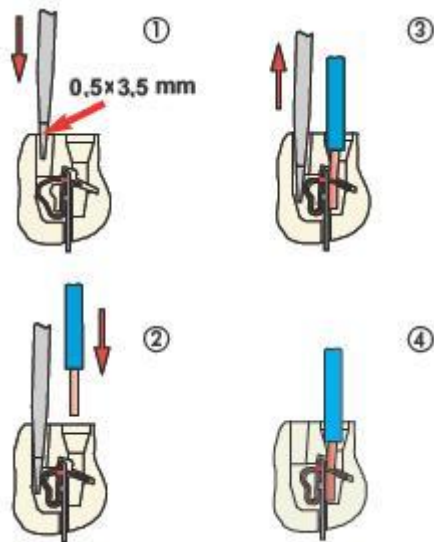
stainless steel lever

T-TYPE IP65 insulating

JEI zinc-plated steel lever

BIG hoods
W-YPE aggressive environments
EMC
central lever
IP68
- panel supports:
COB

Dimensions shown in mm are not binding and may be changed without notice.



California Proposition 65 Information



WARNING

This product can expose you to lead and its compounds, known to the State of California to cause cancer and/or reproductive toxicity. For more information go to www.P65Warnings.ca.gov.

California Proposition 65 Information



WARNING

This product can expose you to lead and its compounds, known to the State of California to cause cancer and/or reproductive toxicity. For more information go to www.P65Warnings.ca.gov.
