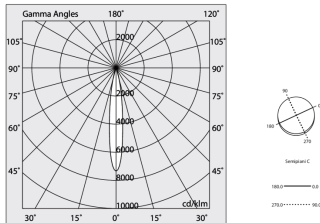
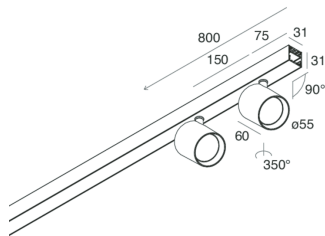


P-30 PCB

1058A6.20

novalux
ITALIAN LIGHTING DESIGN SINCE 1948



Features

Use: Indoor
Type of installation: SUSPENDED, CEILING MOUNTED
Emission: ADJUSTABLE
Optics: SPOT
Beam: 14°
Colour: CAFFE
Dimming: ON/OFF
Emergency: NO
L: 800mm
A: 31mm
H: 31mm
Made in: ITALY
Warranty: 5 years

Tech data

Luminaire input power: 19.6W
Luminaire luminous flux: 1643lm
IP: 20
Insulation class: I
Supply voltage: 220-240V 50/60Hz
SELV: Si

Source

Light source: LED
Source power: 18W
Source luminous flux: 1948lm
Colour temperature: 2700K
CRI: >90
Colour tolerance: 2 Step MacAdam
LED lifespan: 50000h L80 B20

Compliance

CEI EN 60598-1:2015 + A11:2009. IEC 60598-2:2015 2-1

Standards

Photobiological risk: RISK GROUP 1 Certified fixture in RISK GROUP 1 (Low Risk)-The fixture does not pose a hazard due to normal behavioral limitations on exposure - in accordance with CEI EN 62471:2010-01, IEC TR 62778:2014.

CAM edilizia: The product complies with the requirements for public buildings, ministerial decree of 23rd June 2022 n.256.

[View more product info](#)



Novalux S.r.l. via Marzabotto, 2 40050 Funo di Argelato (BO) Italy
Tel: +39 051 860558 · Fax +39 051 6647859 · Mail: info@novalux.it · VAT number 00536541204 · novalux.com
Company subject to the management and coordination by SLV GmbH

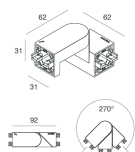
This technical data sheet is owned by Novalux S.r.l., all rights reserved. Novalux S.r.l. reserves the right to make changes without prior notice.

P-30 PCB

1058A6.20

novalux
ITALIAN LIGHTING DESIGN SINCE 1948

COMPLETION ACCESSORIES



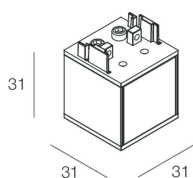
P-30: SNODO 3P PER PCB/STRIP CAFFE

105853.20



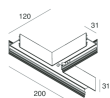
P-30: COVER ANGOLO L CAFFE

103329.20



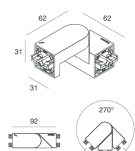
P-30: TESTATA PER INSTALL.VERT. CAF

1058D8.20



P-30: ANGOLO T PLAFONE-SOSP CAFFE

103331.20



P-30: SNODO NO CAVI CAFFE

105854.20



P-30: COVER ANGOLO T CAFFE

103333.20



Novalux S.r.l. via Marzabotto, 2 40050 Funo di Argelato (BO) Italy
Tel: +39 051 860558 · Fax +39 051 6647859 · Mail: info@novalux.it · VAT number 00536541204 · novalux.com
Company subject to the management and coordination by SLV GmbH

This technical data sheet is owned by Novalux S.r.l., all rights reserved. Novalux S.r.l. reserves the right to make changes without prior notice.

P-30 PCB

1058A6.20

novalux
ITALIAN LIGHTING DESIGN SINCE 1948



P-30: ANGOLO L PLAFONE-SOSP-PARETE CAFFE

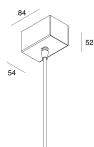
103327.20



P-30: TESTATE PLAF/SOSP/PAR/SPOT CAFFE

103361.20

MOUNTING ACCESSORIES



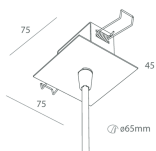
P-30: ROSONE LATER. ALIM L=1200 3P BIA

103320.01



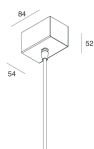
P-30: CAVO DI SOSPENSIONE

103318.99



P-30: ROSONE CARTON. ALIM L1200 3P CAFFE

103319.20



P-30: ROSONE LATER. ALIM L1200 3P CAFFE

103320.20

P-30: ROSONE CARTON. ALIM L=1200 3P BIA

103319.01



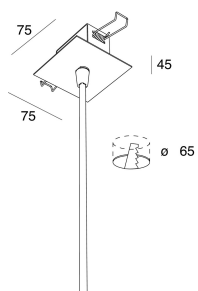
Novalux S.r.l. via Marzabotto, 2 40050 Funo di Argelato (BO) Italy
Tel: +39 051 860558 · Fax +39 051 6647859 · Mail: info@novalux.it · VAT number 00536541204 · novalux.com
Company subject to the management and coordination by SLV GmbH

This technical data sheet is owned by Novalux S.r.l., all rights reserved. Novalux S.r.l. reserves the right to make changes without prior notice.

P-30 PCB

1058A6.20

novalux
ITALIAN LIGHTING DESIGN SINCE 1948



Novalux S.r.l. via Marzabotto, 2 40050 Funo di Argelato (BO) Italy
Tel: +39 051 860558 · Fax +39 051 6647859 · Mail: info@novalux.it · VAT number 00536541204 · novalux.com
Company subject to the management and coordination by SLV GmbH

This technical data sheet is owned by Novalux S.r.l., all rights reserved. Novalux S.r.l. reserves the right to make changes without prior notice.