

1SNA105486R1200 ✓ ACTIVE

ENTRELEC | ENTRELEC SNA

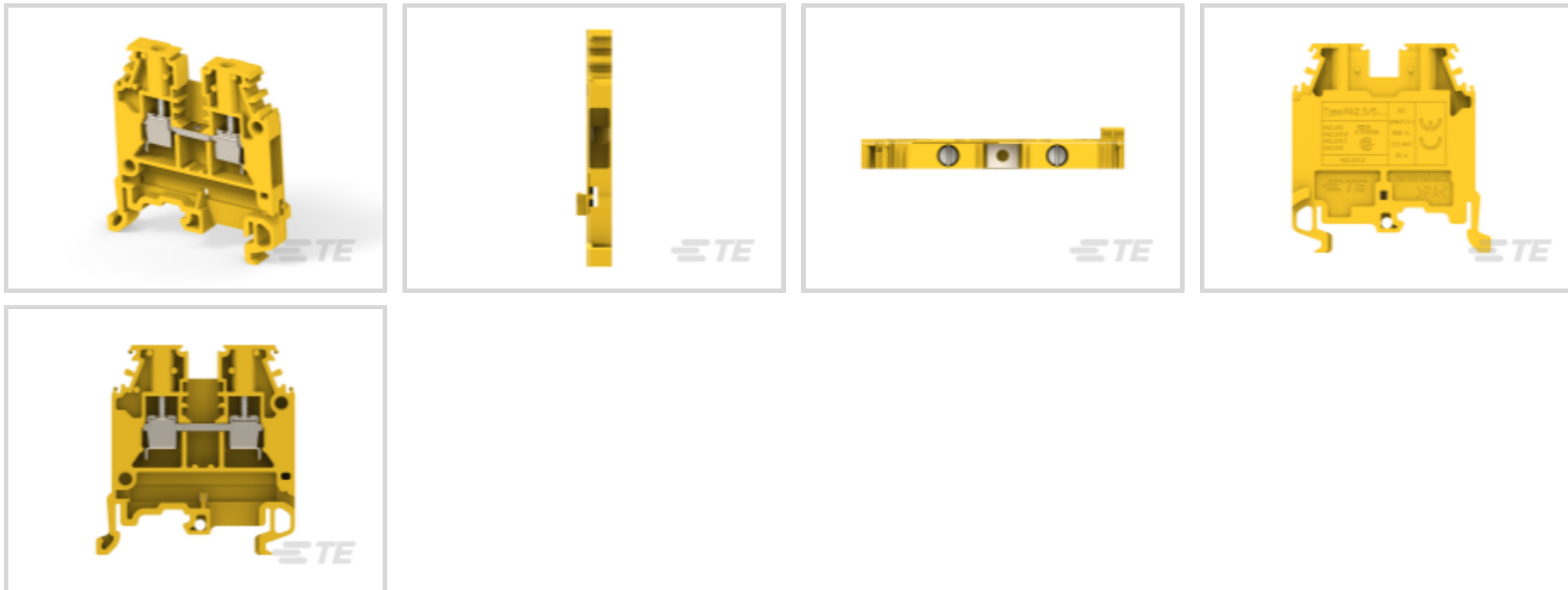
TE Internal #: 1SNA105486R1200

Modular Terminal Blocks, Feed-Through, Screw Clamp Terminal Block, Yellow, Product Spacing .196 in [5 mm], 2 Position, Screw Terminal, ENTRELEC SNA

[View on TE.com >](#)



Connectors > Terminal Blocks & Strips > Modular Terminal Blocks



Block Function: **Feed-Through**

Modular Terminal Block Product Type: **Screw Clamp Terminal Block**

Rated Cross Section: **2.5 mm<sup>2</sup>**

Primary Product Color: **Yellow**

## Features

### Product Type Features

Modular Terminal Block Product Type	Screw Clamp Terminal Block
-------------------------------------	----------------------------

### Configuration Features

Gauge Type	A3
Number of Levels	1
Number of Poles	2
Number of Circuits	1
Block Function	Feed-Through
Number of Positions	2

### Electrical Characteristics

Operating Voltage Rating (UL & CSA) (Max) - Main Circuit	600 V
Impulse Withstanding Voltage Rating (IEC)	8000 V
Voltage Rating (CSA)	600 V
Current Rating (CSA)	25 A
Dielectric Test Voltage	2000 V
Short-Time Withstanding Current Rating @ 1s	300 A



Voltage Rating (IEC)	1000 V
Current Rating (UL)	30 A
Current Rating (IEC)	24 A
Voltage Rating	1000 VAC

### Body Features

Product Weight	6.6 g [.233 oz]
Primary Product Color	Yellow

### Termination Features

Termination Method to Wire & Cable	Screw Terminal
------------------------------------	----------------

### Mechanical Attachment

DIN Rail Mounting Type	G32, TH35-15, TH35-7.5
Tightening Torque	3.5 in-lbs
Connector Mounting Type	DIN Rail

### Housing Features

Housing Material	Polyamide 6.6
------------------	---------------

### Dimensions

Main Circuit Capacity - 1 Rigid Stranded Conductor per Screw Clamp	.2 – 4 mm <sup>2</sup>
Wire Stripping Length	10 mm [.393 in]
Main Circuit Capacity - 1 Flexible Conductor per Spring Clamp	.22 – 2.5 mm <sup>2</sup>
Tool Size	3.5 mm [.138 in]
Product Depth	40.5 mm
Product Width	5 mm [.196 in]
Product Length	40.5 mm
Product Height	44.5 mm
Rated Cross Section	2.5 mm <sup>2</sup>
Product Spacing	5 mm [.196 in]
Wire Size	2.5 mm <sup>2</sup>

### Usage Conditions

Storage Temperature Range	-55 – 110 °C [-67 – 230 °F]
Installation Temperature Range	-5 – 40 °C [23 – 104 °F]
Operating Temperature Range	-55 – 110 °C [-67 – 230 °F]



### Operation/Application

Circuit Application	Signal
---------------------	--------

### Industry Standards

IP Rating	IP20
UL Flammability Rating	UL 94V-0

### Product Compliance

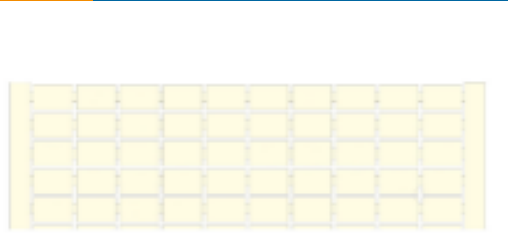




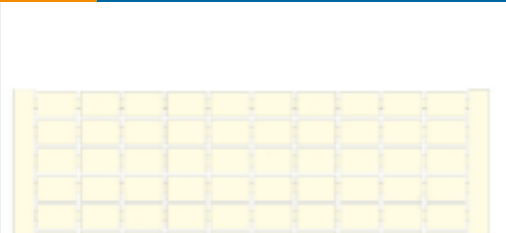














[For compliance documentation, visit the product page on TE.com>](#)

EU RoHS Directive 2011/65/EU	Compliant
EU ELV Directive 2000/53/EC	Compliant
China RoHS 2 Directive MIIT Order No 32, 2016	No Restricted Materials Above Threshold
EU REACH Regulation (EC) No. 1907/2006	Current ECHA Candidate List: JUNE 2022 (224) Candidate List Declared Against: JUNE 2022 (224) Does not contain REACH SVHC
Halogen Content	Low Halogen - Br, Cl, F, I < 900 ppm per homogenous material. Also BFR/CFR/PVC Free
Solder Process Capability	Not reviewed for solder process capability

#### Product Compliance Disclaimer

This information is provided based on reasonable inquiry of our suppliers and represents our current actual knowledge based on the information they provided. This information is subject to change. The part numbers that TE has identified as EU RoHS compliant have a maximum concentration of 0.1% by weight in homogenous materials for lead, hexavalent chromium, mercury, PBB, PBDE, DBP, BBP, DEHP, DIBP, and 0.01% for cadmium, or qualify for an exemption to these limits as defined in the Annexes of Directive 2011/65/EU (RoHS2). Finished electrical and electronic equipment products will be CE marked as required by Directive 2011/65/EU. Components may not be CE marked. Additionally, the part numbers that TE has identified as EU ELV compliant have a maximum concentration of 0.1% by weight in homogenous materials for lead, hexavalent chromium, and mercury, and 0.01% for cadmium, or qualify for an exemption to these limits as defined in the Annexes of Directive 2000/53/EC (ELV). Regarding the REACH Regulation, the information TE provides on SVHC in articles for this part number is based on the latest European Chemicals Agency (ECHA) 'Guidance on requirements for substances in articles' posted at this URL: <https://echa.europa.eu/guidance-documents/guidance-on-reach>


### Compatible Parts

 <p>TE Part # 1SNA103890R2100 RC510-YL</p>	 <p>TE Part # 1SNA113542R1000 PC5-2</p>	 <p>TE Part # 1SNA113544R1200 PC5-10</p>	 <p>TE Part # 1SNA114825R0500 SCFM6</p>
 <p>TE Part # 1SNA116728R2500 SCMA5</p>	 <p>TE Part # 1SNA230000R1200 RC55</p>	 <p>TE Part # 1SNA231000R0700 RC510</p>	 <p>TE Part # 1SNA007865R2600 FC2</p>
 <p>TE Part # 1SNA113550R2400 EIP</p>	 <p>TE Part # 1SNA116795R1100 SCFCV1-2</p>	 <p>TE Part # 1SNA118368R1600 FEM6</p>	 <p>TE Part # 1SNA118707R0300 SCF6</p>
 <p>TE Part # 1SNA163046R2400 AL2</p>	 <p>TE Part # 1SNA173627R2100 EL6</p>	 <p>TE Part # 1SNA176278R1600 BJMI5-2</p>	 <p>TE Part # 1SNA176279R1700 BJMI5-3</p>
 <p>TE Part # 1SNA176280R0500 BJMI5-4</p>	 <p>TE Part # 1SNA176281R2200 BJMI5-5</p>	 <p>TE Part # 1SNA176282R2300 BJMI5-10</p>	 <p>TE Part # 1SNA176816R1200 CPV1-2</p>


Also in the Series | **ENTRELEC SNA**



Modular Terminal Blocks(182)



Terminal Block & Strip Conducting Accessories(26)



Terminal Block & Strip Insulating Accessories(14)

## Customers Also Bought



TE Part #1SNA105052R2100  
MA2.5/5




TE Part #1SNA105075R2000  
MA2.5/5



TE Part #1SNA115118R1100  
M6/8



TE Part #1SNA115120R1700  
M10/10



TE Part #1SNA115486R0300  
MA2.5/5



TE Part #1SNA115657R2500  
M4/8.SF




TE Part #1SNA125486R0500  
MA2.5/5.N



TE Part #1SNA165114R1700  
M6/8.P



TE Part #1SNK508150R0000  
ZS10-PE



TE Part #1SNA118368R1600  
FEM6

## Documents

### CAD Files

3D PDF

3D

### Customer View Model

[ENG\\_CVM\\_CVM\\_1SNA105486R1200\\_A.2d\\_dxf.zip](#)

English

### Customer View Model

[ENG\\_CVM\\_CVM\\_1SNA105486R1200\\_A.3d\\_igs.zip](#)

1SNA105486R1200

Modular Terminal Blocks, Feed-Through, Screw Clamp Terminal Block, Yellow,  
Product Spacing .196 in [5 mm], 2 Position, Screw Terminal, ENTRELEC SNA



English

**Customer View Model**

[ENG\\_CVM\\_CVM\\_1SNA105486R1200\\_A.3d\\_stp.zip](#)

English

By downloading the CAD file I accept and agree to the [Terms and Conditions](#) of use.

## Datasheets & Catalog Pages

[Catalogue - ENTRELEC terminal-blocks-sna-series](#)

English

[MA2.5/5](#)

English

[ENTRELEC Terminal Blocks Catalogue \(RUS\)](#)