

1SNK805746R0000 ✓ ACTIVE

ENTRELEC | ENTRELEC SNK

TE Internal #: 1SNK805746R0000

Modular Terminal Blocks, Feed-Through, Female Plug, Blue,  
Product Spacing .204 in [5.2 mm], 2 Position, Push-in, Signal,  
ENTRELEC SNK

[View on TE.com >](#)



Connectors > Terminal Blocks & Strips > Modular Terminal Blocks

Block Function: **Feed-Through**

Modular Terminal Block Product Type: **Female Plug**

Rated Cross Section: **2.5 mm<sup>2</sup>**

Primary Product Color: **Blue**

## Features

### Product Type Features

Modular Terminal Block Product Type	Female Plug
-------------------------------------	-------------

### Configuration Features

Gauge Type	A2 / 2.3 mm Dia.
Number of Levels	1
Number of Poles	2
Number of Circuits	1
Block Function	Feed-Through
Number of Positions	2

### Electrical Characteristics

Operating Voltage Rating (UL & CSA) (Max) - Main Circuit	600 V
Impulse Withstanding Voltage Rating (IEC)	6000 V
Voltage Rating (CSA)	600 V
Current Rating (CSA)	20 A
Dielectric Test Voltage	2200 V
Short-Time Withstanding Current Rating @ 1s	300 A
Voltage Rating (IEC)	500 V
Current Rating (UL)	20 A
Current Rating (IEC)	24 A
Voltage Rating	500 VAC

### Body Features

Product Weight	5.37 g[.189 oz]
----------------	-----------------

Primary Product Color	Blue
-----------------------	------

### Termination Features

Termination Method to Wire & Cable	Push-in
------------------------------------	---------

### Mechanical Attachment

Connector Mounting Type	Cable Mount (Free-Hanging)
-------------------------	----------------------------

### Housing Features

Housing Material	Polyamide 6.6
------------------	---------------

### Dimensions

Main Circuit Capacity - 1 Rigid Stranded Conductor per Spring Clamp	.2 – 4 mm <sup>2</sup>
---	------------------------

Wire Stripping Length	11 mm[.433 in]
-----------------------	----------------

Main Circuit Capacity - 1 Non-Insulated Ferrule per Spring Clamp	.22 – 2.5 mm <sup>2</sup>
--	---------------------------

Main Circuit Capacity - 1 Insulated Ferrule per Spring Clamp	26 – 14 AWG
--	-------------

Main Circuit Capacity - 1 Flexible Conductor per Spring Clamp	.22 – 2.5 mm <sup>2</sup>
---	---------------------------

Tool Size	3.5 mm[.138 in]
-----------	-----------------

Product Depth	44.9 mm[1.75 in]
---------------	------------------

Product Width	5.2 mm[.204 in]
---------------	-----------------

Product Length	44.9 mm[1.75 in]
----------------	------------------

Product Height	35.5 mm[1.38 in]
----------------	------------------

Rated Cross Section	2.5 mm <sup>2</sup>
---------------------	---------------------

Product Spacing	5.2 mm[.204 in]
-----------------	-----------------

Wire Size	2.5 mm <sup>2</sup>
-----------	---------------------

### Usage Conditions

Storage Temperature Range	-55 – 110 °C[-67 – 230 °F]
---------------------------	----------------------------

Installation Temperature Range	-5 – 40 °C[23 – 104 °F]
--------------------------------	-------------------------

Operating Temperature Range	-55 – 110 °C[-67 – 230 °F]
-----------------------------	----------------------------

### Operation/Application

Circuit Application	Signal
---------------------	--------

### Industry Standards

IP Rating	IP20
-----------	------

UL Flammability Rating	UL 94V-0
------------------------	----------



## Product Compliance


For compliance documentation, visit the product page on TE.com>

EU RoHS Directive 2011/65/EU	Compliant
EU ELV Directive 2000/53/EC	Compliant
China RoHS 2 Directive MIIT Order No 32, 2016	No Restricted Materials Above Threshold
EU REACH Regulation (EC) No. 1907/2006	Current ECHA Candidate List: JUNE 2022 (224) Candidate List Declared Against: JUNE 2022 (224) Does not contain REACH SVHC
Halogen Content	Low Halogen - Br, Cl, F, I < 900 ppm per homogenous material. Also BFR/CFR/PVC Free
Solder Process Capability	Not reviewed for solder process capability

### Product Compliance Disclaimer



This information is provided based on reasonable inquiry of our suppliers and represents our current actual knowledge based on the information they provided. This information is subject to change. The part numbers that TE has identified as EU RoHS compliant have a maximum concentration of 0.1% by weight in homogenous materials for lead, hexavalent chromium, mercury, PBB, PBDE, DBP, BBP, DEHP, DIBP, and 0.01% for cadmium, or qualify for an exemption to these limits as defined in the Annexes of Directive 2011/65/EU (RoHS2). Finished electrical and electronic equipment products will be CE marked as required by Directive 2011/65/EU. Components may not be CE marked. Additionally, the part numbers that TE has identified as EU ELV compliant have a maximum concentration of 0.1% by weight in homogenous materials for lead, hexavalent chromium, and mercury, and 0.01% for cadmium, or qualify for an exemption to these limits as defined in the Annexes of Directive 2000/53/EC (ELV). Regarding the REACH Regulation, the information TE provides on SVHC in articles for this part number is based on the latest European Chemicals Agency (ECHA) 'Guidance on requirements for substances in articles' posted at this URL: <https://echa.europa.eu/guidance-documents/guidance-on-reach>

## Compatible Parts

 <p>TE Part # 1SNK140004R0000 MC512-YL</p>	 <p>TE Part # 1SNK805014R0000 ZDK2.5-21</p>	 <p>TE Part # 1SNK805015R0000 ZDK2.5-11</p>	 <p>TE Part # 1SNK805017R0000 ZD2.5-22</p>
---	---	--	---

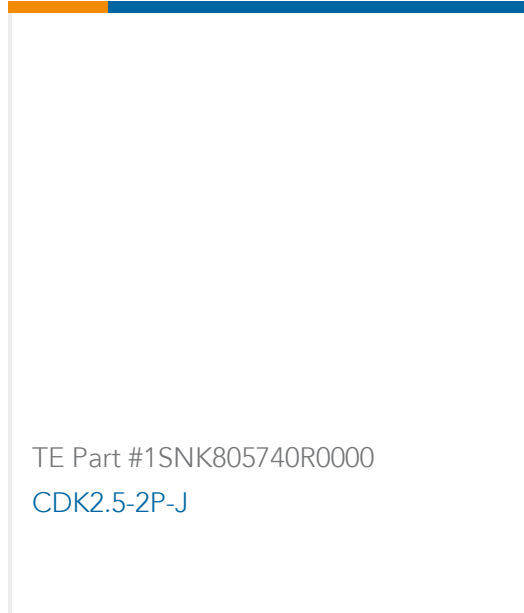
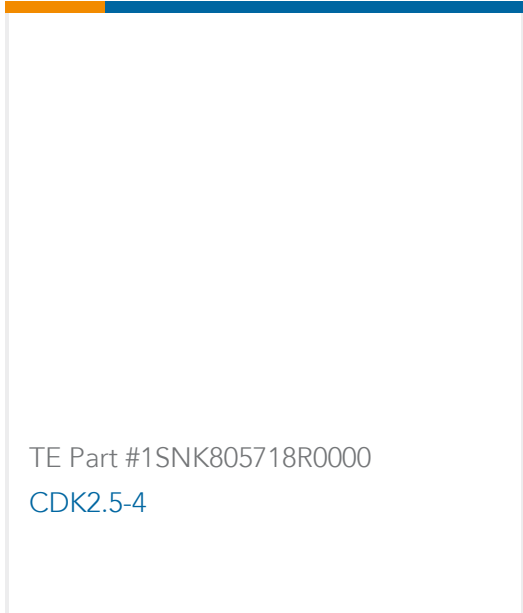
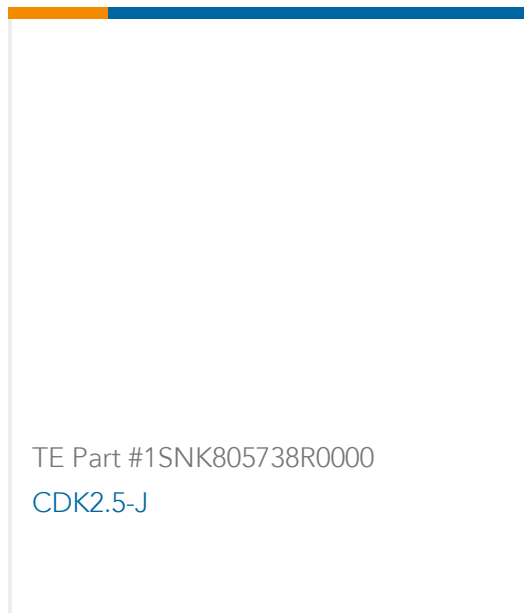


Also in the Series | **ENTRELEC SNK**



Customers Also Bought





## Documents

### CAD Files

3D PDF

3D

Customer View Model

[ENG\\_CVM\\_CVM\\_1SNK805746R0000\\_A.2d\\_dxf.zip](#)

English

Customer View Model

[ENG\\_CVM\\_CVM\\_1SNK805746R0000\\_A.3d\\_igs.zip](#)

English

Customer View Model

[ENG\\_CVM\\_CVM\\_1SNK805746R0000\\_A.3d\\_stp.zip](#)

English

By downloading the CAD file I accept and agree to the [Terms and Conditions](#) of use.

### Datasheets & Catalog Pages

[ENTRELEC Terminal Block - Master Catalog](#)

English

[SNK SERIES TERMINAL BLOCKS](#)

English

1SNK805746R0000

Modular Terminal Blocks, Feed-Through, Female Plug, Blue, Product Spacing .204 in [5.2 mm], 2 Position, Push-in, Signal, ENTRELEC SNK



### [Essential Entrelec Terminal Blocks](#)

French

### [Essential Entrelec Terminal Blocks](#)

English

---

### [Agency Approvals](#)

#### [Agency Approval Document](#)

English