



AGM LEAD ACID BATTERY

5.5-12 UPS HIGH RATE F6.35/F4.8



MAIN INFORMATION / INFORMATIONS GÉNÉRALES

BRAND / MARQUE	NX
TECHNOLOGY / TECHNOLOGIE	AGM Lead acid
NOMINAL VOLTAGE / TENSION NOMINALE	12V
NOMINAL CAPACITY / CAPACITÉ NOMINALE	5.5Ah (20hr)
DIMENSIONS (± 2 mm) / DIMENSIONS (± 2 mm)	
• Length / Longueur	151 ± 2mm (5.94 inches)
• Width / Largeur	51 ± 1mm (2.01 inches)
• Height / Hauteur	93 ± 1mm (3.66 inches)
• Total height with terminals / Hauteur totale (avec cosses)	99 ± 1mm (3.90 inches)
WEIGHT (± 2 %) / POIDS (± 2 %)	Approx 2.00 kg (4.41lbs)
TERMINAL / TYPE DE COSSES	POS: F6.35 / NEG: F4.8
CASING / TYPE DE BAC	ABS
COLOR / COULEUR DE BAC	Black

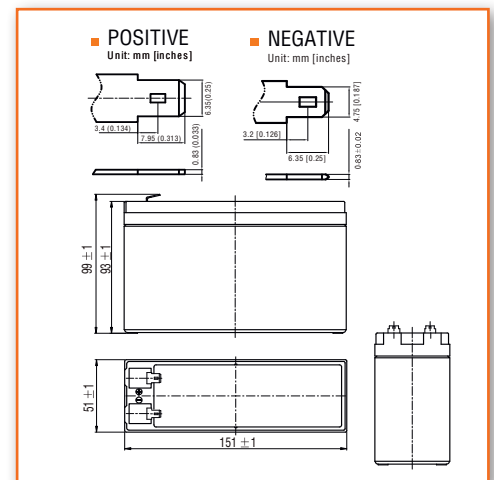


TECHNICAL INFORMATION / INFORMATIONS TECHNIQUES

CAPACITY / CAPACITÉ	5.50Ah / 0.275A (20hr, 1.80V/cell, 25°C/77°F) 5.12Ah / 0.512A (20hr, 1.80V/cell, 25°C/77°F) 4.69Ah / 0.939A (5hr, 1.75V/cell, 25°C/77°F) 4.41Ah / 1.47A (5hr, 1.75V/cell, 25°C/77°F) 4.49Ah / 4.49A (1hr, 1.60V/cell, 25°C/77°F)
DISCHARGE CURRENT / COURANT DE DÉCHARGE	82.5A (5s)
INTERNAL RESISTANCE / RÉSISTANCE INTERNE	Approx 30mΩ
OPERATING TEMPERATURE RANGE / PLAGES DE TEMPÉRATURE	
• Discharging / Décharge	-15°~50°C (5 ~122°F)
• Charging / Charge	0°~40°C (32 ~104°F)
• Storage / Stockage	-15°~40°C (5 ~104°F)
NOMINAL OPERATING TEMPERATURE / TEMPÉRATURE D'UTILISATION	25 ± 3°C (77 ± 5°F)
CAPACITY VS TEMPERATURE / CAPACITÉ SELON LA TEMPÉRATURE	40°C (104°F) 103% 25°C (77°F) 100% 0°C (32°F) 86%

Terminal

Unité : mm / Unit: inches



APPLICATIONS

All purpose / Tout usage
UPS / Onduleur
Emergency light / Éclairage de secours
Railway signal / Signalisation ferroviaire
Alarm and security system / Alarme et sécurité

Aircraft signal / Signal d'avion
Electronic devices and equipment / Appareils et équipements électroniques
Emergency backup / Alimentation de secours
Power supply / Réserve d'énergie

TMD 1 Description, classe : UN 2800 – accumulateurs inversables remplis d'électrolyte liquide, 8, none, (E)	
ADR : Not regulated	IMDG Not regulated
IATA : Exempt	Procédure TMD PROC 2 : UN 2800



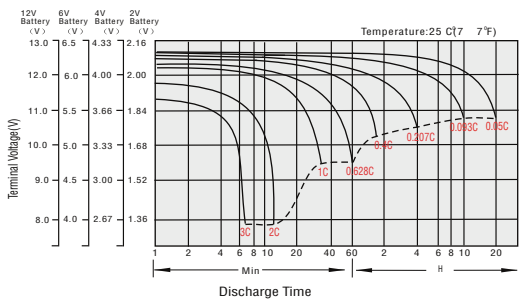
CONSTANT CURRENT DISCHARGE (AMPERES) AT 25°C
TABLE DE DÉCHARGE À COURANT ET PUISSANCE CONSTANTS (A) À 25°C

F.V/Temps	5min	10min	15min	20min	30min	45min	1h	2h	3h	4h	5h	6h	8h	10h	20h
1.85V/cell	13.9	10.7	8.83	7.64	5.90	4.31	3.60	1.93	1.34	1.04	0.846	0.736	0.594	0.496	0.272
1.80V/cell	18.6	13.6	10.7	9.03	6.97	5.01	4.03	2.11	1.45	1.11	0.914	0.789	0.630	0.512	0.275
1.75V/cell	21.0	14.9	11.7	9.72	7.24	5.20	4.21	2.19	1.47	1.13	0.939	0.811	0.641	0.525	0.278
1.70V/cell	23.1	16.3	12.5	10.2	7.53	5.41	4.35	2.24	1.51	1.17	0.956	0.828	0.650	0.536	0.283
1.65V/cell	25.5	17.6	13.2	10.9	7.94	5.54	4.44	2.28	1.58	1.21	0.982	0.846	0.660	0.547	0.287
1.60V/cell	28.2	19.1	14.1	11.6	8.39	5.78	4.49	2.37	1.63	1.24	1.02	0.863	0.667	0.553	0.289

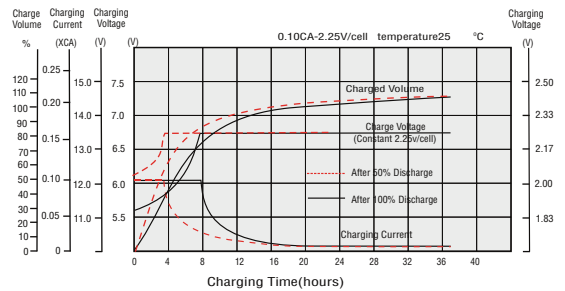
CONSTANT POWER DISCHARGE (WATTS) AT 25°C
DÉCHARGE À PUISSANCE CONSTANTE (WATTS) À 25°C

F.V/Temps	5min	10min	15min	20min	30min	45min	1h	2h	3h	4h	5h	6h	8h	10h	20h
1.85V/cell	25.4	19.8	16.5	14.4	11.2	8.36	6.94	3.74	2.62	2.03	1.67	1.45	1.18	0.982	0.539
1.80V/cell	33.8	24.9	19.6	16.7	13.1	9.65	7.72	4.06	2.80	2.16	1.78	1.55	1.24	1.01	0.544
1.75V/cell	37.3	26.9	21.2	17.8	13.5	9.92	8.05	4.19	2.84	2.20	1.82	1.58	1.26	1.04	0.548
1.70V/cell	39.8	28.6	22.3	18.6	13.9	10.3	8.27	4.29	2.91	2.26	1.86	1.62	1.28	1.06	0.558
1.65V/cell	43.3	30.6	23.6	19.6	14.6	10.4	8.40	4.33	3.03	2.33	1.90	1.64	1.29	1.07	0.565
1.60V/cell	46.7	32.4	24.8	20.8	15.3	10.8	8.44	4.49	3.11	2.39	1.96	1.68	1.30	1.08	0.568

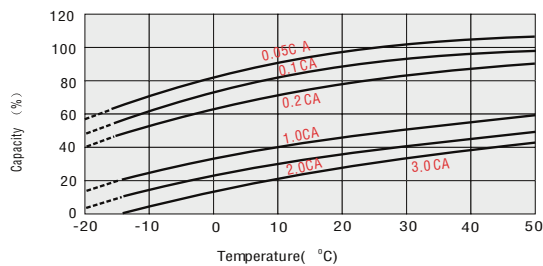
DISCHARGE CHARACTERISTICS
CARACTÉRISTIQUES DE DÉCHARGE



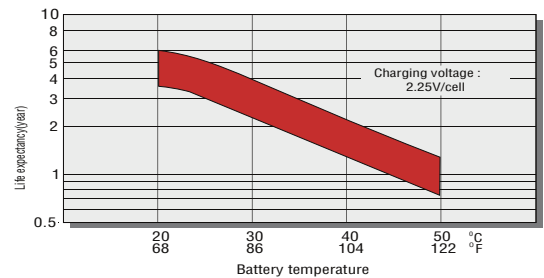
FLOAT CHARGING CHARACTERISTICS
CARACTÉRISTIQUES DE CHARGE EN FLOATING



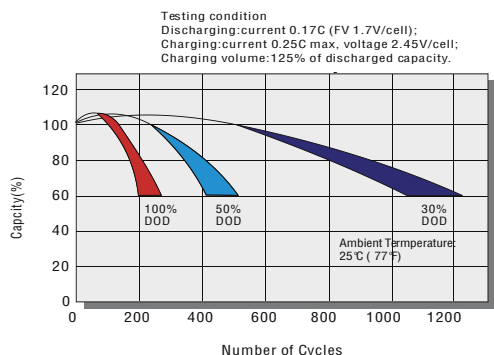
TEMPERATURE EFFECTS IN RELATION TO BATTERY CAPACITY
EFFET DE LA TEMPÉRATURE SUR LA BATTERIE



EFFECT OF TEMPERATURE ON LONG TERM FLOAT LIFE
EFFET DE LA TEMPÉRATURE SUR LA DURÉE DE VIE EN FLOATING



CYCLE LIFE IN RELATION TO DEPTH OF DISCHARGE
CYCLE DE VIE EN FONCTION DE LA PROFONDEUR DE LA DÉCHARGE



SELF DISCHARGE CHARACTERISTICS
RELATION ENTRE LA CAPACITÉ ET LE TEMPS DE STOCKAGE

