



Product designation				Power contactor
Product type designation				BFD65
<b>Contact characteristics</b>				
Number of poles	Nr.			3
Rated insulation voltage $U_i$ IEC/EN	V			1000
Rated impulse withstand voltage $U_{imp}$	kV			8
Operational frequency	min	Hz	25	
	max	Hz	400	
IEC Conventional free air thermal current $I_{th}$	A			115
IEC max current $I_e$ in DC1 with $L/R \leq 1$ ms with 3 poles in series	400V	A	100	
	600V	A	75	
	800V	A	45	
	1000V	A	35	
Short-time allowable current for 10s (IEC/EN60947-1)	A			640
Protection fuse	gG (IEC)	A	125	
	aM (IEC)	A	80	
Resistance per pole (average value)	m $\Omega$			0.6
Power dissipation per pole (average value)	$I_{th}$	W	7.9	
	Tightening torque for terminals			
	min	Nm	4	
	max	Nm	5	
	min	$I_{bin}$	2.95	
	max	$I_{bin}$	3.69	
Tightening torque for coil terminal				
	min	Nm	0.8	
	max	Nm	1	
	min	$I_{bin}$	0.8	
	max	$I_{bin}$	0.74	
Max number of wires simultaneously connectable	Nr.			2
Conductor section	AWG/Kcmil			
	max			2
Flexible w/o lug conductor section	min	mm <sup>2</sup>	1.5	
	max	mm <sup>2</sup>	35	
Flexible c/w lug conductor section	min	mm <sup>2</sup>	1.5	
	max	mm <sup>2</sup>	35	
Power terminal protection according to IEC/EN 60529				IP20 front
<b>Mechanical features</b>				
Operating position				

	normal allowable		Vertical plan ±30°
Fixing			Screw / DIN rail 35mm
Weight		g	1240
Conductor section			
	AWG/kcmil conductor section		
		max	2
<b>Operations</b>			
Mechanical life		cycles	15000000
<b>Safety related data</b>			
Performance level B10d according to EN/ISO 13489-1		mechanical load	cycles 15000000
EMC compatibility			yes
<b>AC coil operating</b>			
Rated AC voltage at 50/60Hz		V	400
AC operating voltage			
	of 50/60Hz coil powered at 50Hz		
	pick-up	min %Us	80
		max %Us	110
	drop-out	min %Us	20
		max %Us	55
	of 50/60Hz coil powered at 60Hz		
	pick-up	min %Us	85
		max %Us	110
	drop-out	min %Us	20
		max %Us	55
AC average coil consumption at 20°C			
	of 50/60Hz coil powered at 50Hz		
		in-rush VA	210
		holding VA	15
	of 50/60Hz coil powered at 60Hz		
		in-rush VA	195
		holding VA	13
	of 60Hz coil powered at 60Hz		
		in-rush VA	210
		holding VA	15
Dissipation at holding ≤20°C 50Hz		W	5
<b>Max cycles frequency</b>			
Mechanical operation		cycles/h	3600
<b>Operating times</b>			
Average time for Us control			
	in AC		
		Closing NO	
		min ms	12
		max ms	28
		Opening NO	
		min ms	8
		max ms	22
	in DC		

Closing NO	min	ms	40
	max	ms	85
Opening NO	min	ms	20
	max	ms	55

**UL technical data**

General USE

Contactor	AC current	A	115
<hr/>			
4 poles in series DC1	600V	A	100

**Ambient conditions**

Temperature

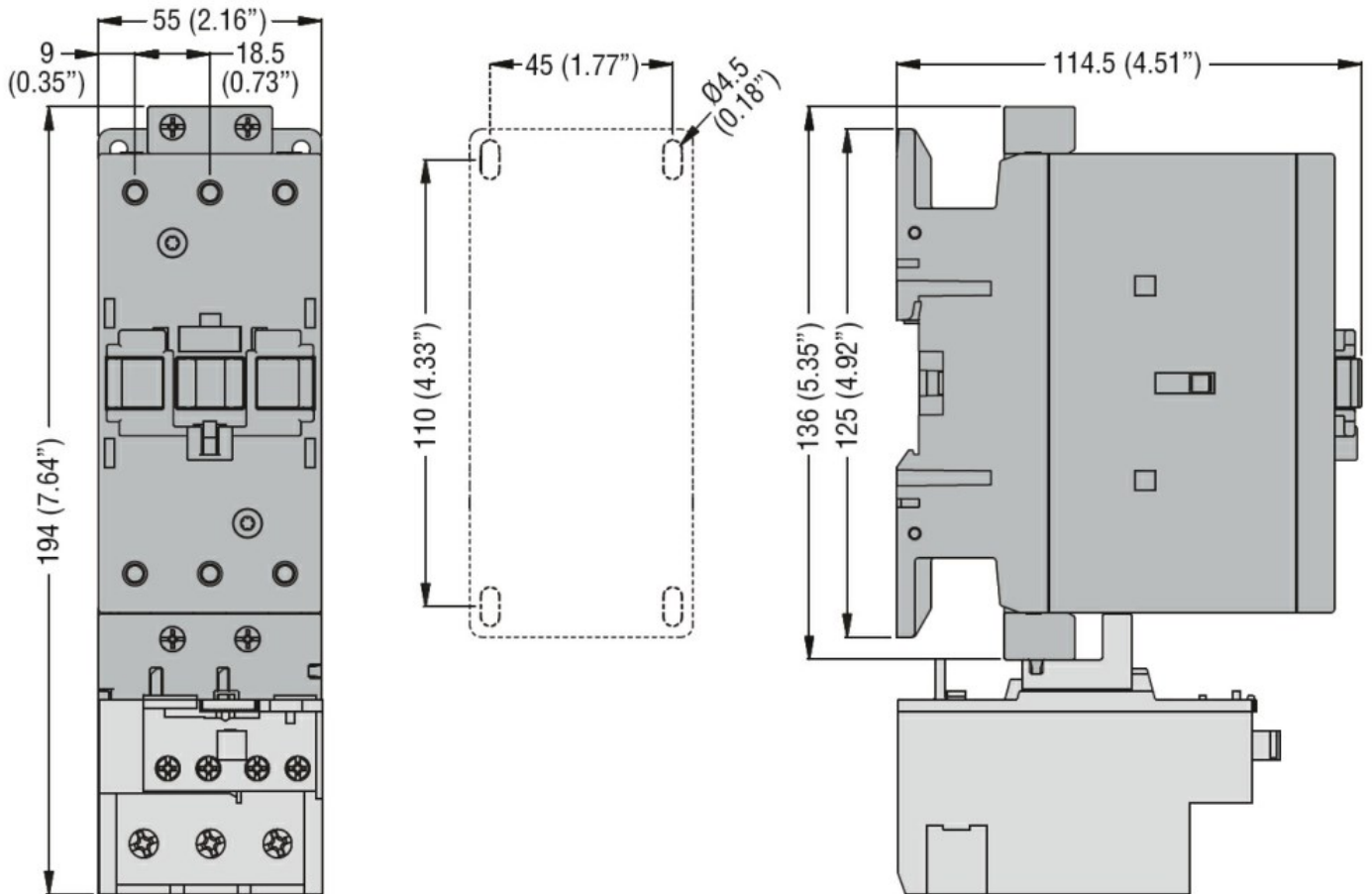
Operating temperature	min	°C	-50
	max	°C	70
<hr/>			
Storage temperature	min	°C	-60
	max	°C	80

Max altitude	m	3000
--------------	---	------

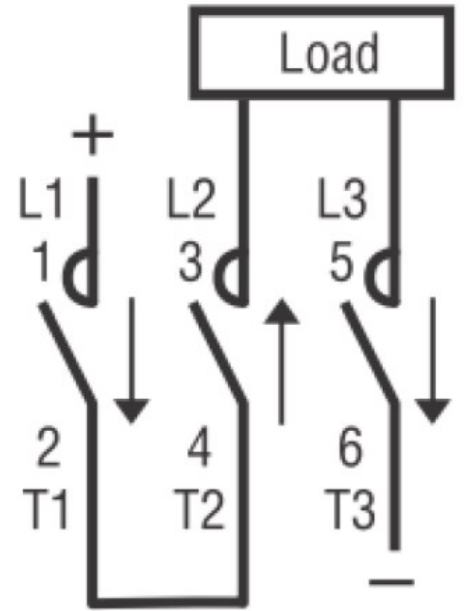
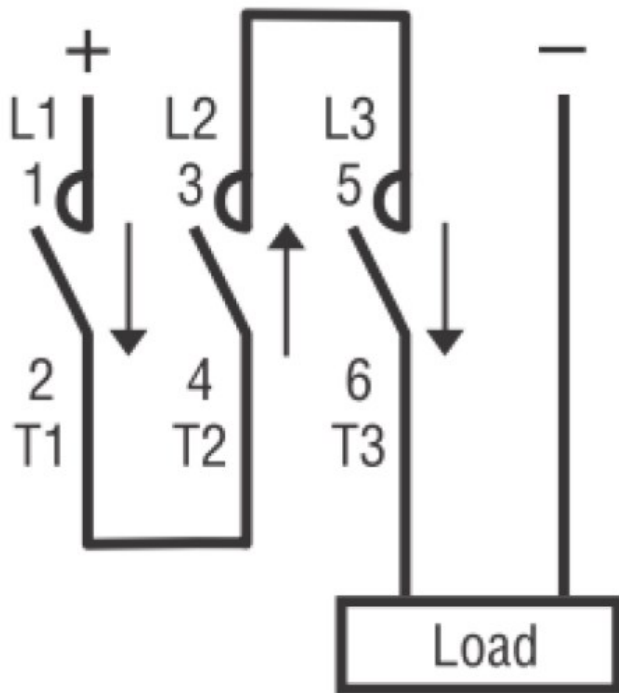
**Resistance & Protection**

Pollution degree	3
------------------	---

**Dimensions**



**Wiring diagrams**



**Certifications and compliance**

Compliance

CSA C22.2 n° 60947-1

CSA C22.2 n° 60947-4-1

IEC/EN/BS 60947-1

IEC/EN/BS 60947-4-1

UL 60947-1

UL 60947-4-1

**ETIM classification**

ETIM 8.0

EC002552 -  
 Power contactor,  
 DC switching