Supportage Série SP

Profilés

ÉPOXY EN OPTION

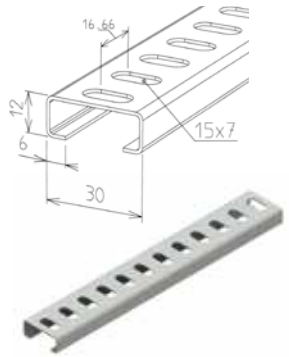

TELEX RAIL - 2 MÈTRES

Caractéristiques			Z 275	GAC
(u) Unité = pièce de 2 mètres.	kg/u	u	Code	Code
30 C	0.810	10	**MV 65 150**	**MV 65 250**
50 C	1.026	10	**MV 65 151**	**MV 65 251**
75 C	1.318	10	**MV 65 152**	MV 65 252

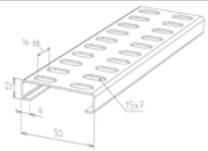

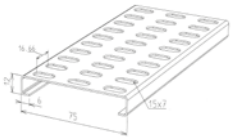

B30

ÉPOXY EN OPTION

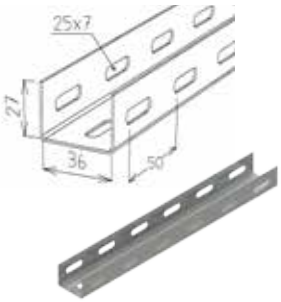

CHEMIN DE CÂBLES À BORDS DROITS - 3 MÈTRES

Caractéristiques			Z 275	GAC*
L (mm)	kg/m	m	Code	Code
35	0.750	30	**MV 65 100**	MV 65 200

▶ **Informations complémentaires :** "85µm" en option suivant la norme NF-EN ISO1461
1) Chemin de câbles à bords droits 27x36.
2) Profil pour support en balancelle.
Eclissage à réaliser avec l'éclisse à boulonner BRN 35-50 (p 40).

Supportage Strut Lisse: pour charges lourdes

41x21 standard

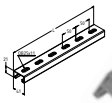



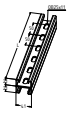

Version simple

Version double

41x41 standard

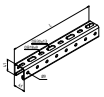

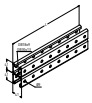

Version simple

Version double

RAIL LISSE 41

Caractéristiques					Z 275	GAC
I x E (mm)	Epaisseur (mm)	l (mm)	kg/u	u	Code	Code
Rail 41x21 Standard	2.0	3000	4,294	4	**MV 68 110**	**MV 68 210**
		6000	8,587	2	**MV 68 111**	MV 68 211
Rail 41x41 Standard	2.5	3000	7,486	4	**MV 68 105**	**MV 68 205**
		6000	14,971	2	**MV 68 106**	**MV 68 206**
Rail 41x41 Eco	2.0	3000	5,652	4	**MV 68 115**	**MV 68 215**
		6000	11,303	2	**MV 68 116**	MV 68 216
Rail 41x21D Standard	2.0	3000	8,588	2	MV 68 130	MV 68 230
		6000	17,174	2	MV 68 131	MV 68 231
Rail 41x41D Standard	2.5	3000	14,972	2	/	**MV 68 225**
		6000	29,942	2	/	MV 68 226

*Jusqu'à épuisement des stocks

Profilés

ÉPOXY EN OPTION

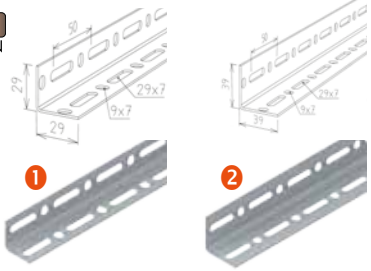

CORNIÈRE - 3 MÈTRES

Caractéristiques			Z 275	GAC
(u) Unité = pièce de 3 mètres.	kg/u	u	Code	Code
1 - 30x30	1.530	10	**MV 65 160**	MV 65 260
2 - 40x40	2.850	10	**MV 65 162**	MV 65 262

Profilés

ÉPOXY EN OPTION

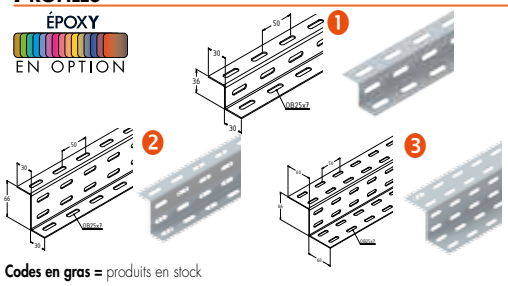

Z - 3 MÈTRES

Caractéristiques			Z 275	GAC
Désignation	kg/u	u	Code	Code
1 - 30x30x30	2.82	10	**MV 65 130**	**MV 65 230**
2 - 30x60x30	3.75	10	**MV 65 131**	**MV 65 231**
3 - 60x60x60	5.64	10	**MV 65 133**	**MV 65 233**

Codes en gras = produits en stock

Informations Techniques page : 109