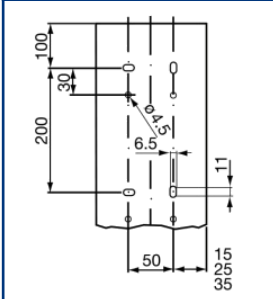


TA-G Goulottes de distribution cloisonnables

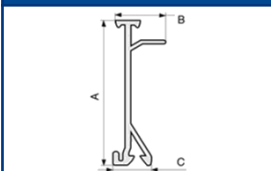

SCHEMAS ET COTES (mm)

TA-G 80x40

Goulotte de distribution


SEP-G

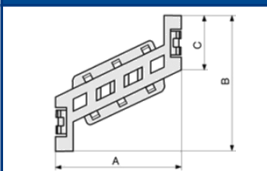
Cloison de séparation



A	B	C
31	20,5	11

TR-E

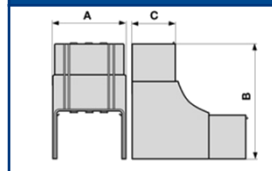
Agrafe de retenue de câbles



A	B	C
68	96	40

NIAV

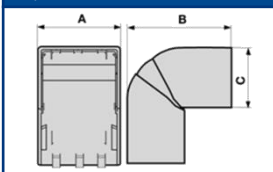
Angle intérieur variable



A	B	C
84	100	42

NEAV

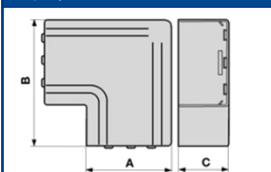
Angle extérieur variable



A	B	C
84	115	42

NPAN

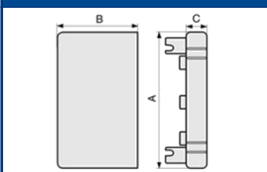
Angle plat



A	B	C
84	130	42

LAN

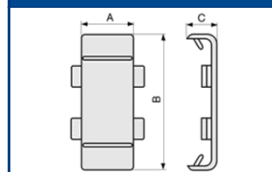
Embout



A	B	C
85	42	16

GAN

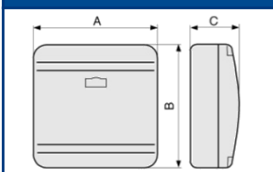
Joint de couvercle



A	B	C
25	85	13

SDN

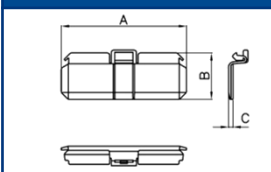
Boîte de dérivation



A	B	C
151	151	60

JSE

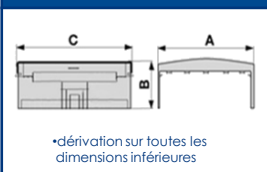
Joint de sode éclipse



A	B	C
90	33,5	3,2

NTAN

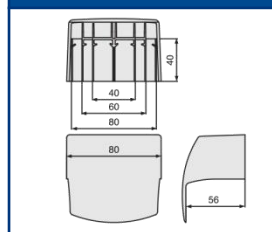
Té de dérivation avec réduction



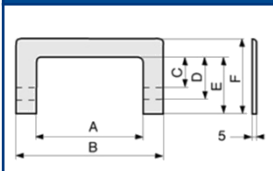
A	B	C
90	53	132

NTAG

Té de dérivation TA-C


RQM

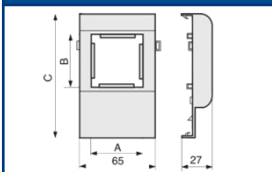
Embout passage de mur



A	B	C
80	140	40
D	E	F
60	-	90

SUPPORT APPAREILLAGES 45x45
PDA-45N

2 modules compacts



A	B	C
45	45	100

COMPATIBILITE APPAREILLAGES 45x45

LEGRAND	PW	SCHNEIDER	HAGER	3M
Mosaic™	Espace Liberté™	Alvaïs quadra™	Systo™	Volution™

Compatible avec tous les appareillages standard 45x45