


Fiche produit

Article n° 25.343.0653.0

Connecteur PCB 8213 BL / 6 W



| | |
|-------------------|---------------|
| Article n° | 25.343.0653.0 |
| EAN | 4015573355736 |
| Unité de commande | 50 Piece(s) |

certificats/approbations



Données techniques

général

| | |
|-----------------------------------|-----------------------|
| Espacement modulaire | 5,08 mm |
| Type de connexion | raccordement à souder |
| processus de soudure | soudage vague |
| Répartiteur compact | boîte |
| Nombre de pôles | 6 |
| Marquage | Oui |
| Fixation | Aucun |
| Sens de branchement du connecteur | Aucun |

Données techniques

| | |
|-------------------------------|---------------------|
| Section transversale nominale | 2,5 mm ² |
| Courant nominal | 12 A |
| Catégorie de surtension I | 1000 V |
| Catégorie de surtension II | 690 V |
| Catégorie de surtension III | 250 V |
| Tension nominale d'impulsion | 4 kV |

Données techniques UL/CSA

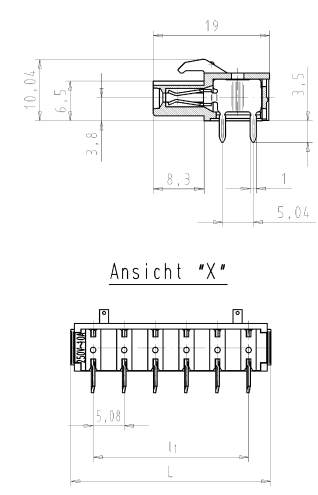
| | |
|--------------------------|-------|
| Tension UL | 300 V |
| Câblage actuel | 15 A |
| Câblage d'usine actuelle | 15 A |
| Tension CSA | 300 V |
| CSA actuel | 15 A |

Autre

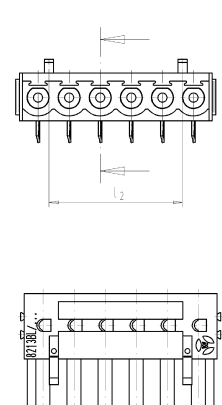
| | |
|------------------------------|------------------|
| Type de matériau d'isolation | Thermo-plastique |
| Couleur | gris |
| hauteur | 10,04 mm |
| Longueur | 32,68 mm |
| profondeur | 19 mm |
| matière Vis de fixation | Aucun |

| | |
|----------------------------|-------|
| matière de base de contact | Acier |
| matière surface de contact | Sn |

Dessin technique



Ansicht "X"



gezeichnete Ausführung: 6-polig
drawn version: 6-poles

| Teile - Nr. part number | Pol pole | L | l ₁ | l ₂ | Type |
|----------------------------|-------------|--------|----------------|----------------|------------------|
| 25.343.3253.F | 2 | 12.36 | 5.08 | | 8213 BL / 2W OE |
| 25.343.3353.F | 3 | 17.24 | 10.16 | 6.58 | 8213 BL / 3W OE |
| 25.343.3453.F | 4 | 22.52 | 15.24 | 11.66 | 8213 BL / 4W OE |
| 25.343.3553.F | 5 | 27.60 | 20.32 | 16.74 | 8213 BL / 5W OE |
| 25.343.3653.F | 6 | 32.68 | 25.40 | 21.82 | 8213 BL / 6W OE |
| 25.343.3753.F | 7 | 37.76 | 30.48 | 26.90 | 8213 BL / 7W OE |
| 25.343.3853.F | 8 | 42.84 | 35.56 | 31.98 | 8213 BL / 8W OE |
| 25.343.3953.F | 9 | 47.92 | 40.64 | 37.06 | 8213 BL / 9W OE |
| 25.343.4053.F | 10 | 53.00 | 45.72 | 42.12 | 8213 BL / 10W OE |
| 25.343.4153.F | 11 | 58.08 | 50.80 | 47.22 | 8213 BL / 11W OE |
| 25.343.4253.F | 12 | 63.16 | 55.88 | 52.30 | 8213 BL / 12W OE |
| 25.343.4353.F | 13 | 68.24 | 60.96 | 57.38 | 8213 BL / 13W OE |
| 25.343.4453.F | 14 | 73.32 | 66.04 | 62.46 | 8213 BL / 14W OE |
| 25.343.4553.F | 15 | 78.40 | 71.12 | 67.54 | 8213 BL / 15W OE |
| 25.343.4653.F | 16 | 83.48 | 76.20 | 72.62 | 8213 BL / 16W OE |
| 25.343.4753.F | 17 | 88.56 | 81.28 | 77.70 | 8213 BL / 17W OE |
| 25.343.4853.F | 18 | 93.64 | 86.36 | 82.78 | 8213 BL / 18W OE |
| 25.343.4953.F | 19 | 98.72 | 91.44 | 87.86 | 8213 BL / 19W OE |
| 25.343.5053.F | 20 | 103.80 | 96.52 | 92.94 | 8213 BL / 20W OE |
| 25.343.5153.F | 21 | 108.88 | 101.60 | 98.02 | 8213 BL / 21W OE |
| 25.343.5253.F | 22 | 113.96 | 106.68 | 103.10 | 8213 BL / 22W OE |
| 25.343.5353.F | 23 | 119.04 | 111.76 | 108.18 | 8213 BL / 23W OE |
| 25.343.5453.F | 24 | 124.12 | 116.84 | 113.26 | 8213 BL / 24W OE |

Weitere Daten siehe Katalog
further data see catalog

| | | | | | |
|---|--|--------------------------------------|--|--|--|
| Fertigung nach DIN 7162/Tolerance system acc. to DIN 7162. This DIN standard defines the tolerance principle. According to the principle the deviations of form and position are limited by the size tolerances. | | 2008 05.05. Schmidt A. T | | Zeichnung Nr./Drawing No. 25.343.5453.0 01K | |
| Werkstoff/Material 2:1 2:1 | | Name Erstelle für/Designed for: - | | Make in m/Dimensions are in m | |
| wieland | | Type LP_BUCHSENLEISTE | | m, Steck- und Lötlasch.-Kostemp. 5,08 Pitch 5,08 inverted header solder version | |