



JYT98380-00



Retain this instruction sheet throughout the lifecycle of the product.

www.se.com METSEPM55HKRD / METSEPM5CAB03 / METSEPM5CAB1 / METSEPM5CAB3 / METSEPM5CAB4 / METSEPM5CAB10

The cable with RJ25 connector (cable assembly) is used to interface remote display PM5RD with DIN-mount PM5563 meter. The cable assemblies are available in different lengths as shown in table.


By default, the METSEPM5CAB3 cable is supplied with METSEPM55HKRD kit.

Based on the requirement, you can also select different length of cables from the commercial references METSEPM5CAB03, METSEPM5CAB1, METSEPM5CAB4, and METSEPM5CAB10.

Commercial reference	Description
METSEPM5CAB03	0.3 meter 2x RJ25
METSEPM5CAB1	1 meter 2x RJ25
METSEPM5CAB3	3 meter 2x RJ25
METSEPM5CAB4	4 meter 2x RJ25
METSEPM5CAB10	10 meter 2x RJ25

NOTE:

- Do not use the product if it is damaged. Contact Schneider Electric customer care representative for support (www.se.com/support).
- This document must always be used in supplemental with the PM5RD Instruction Sheet Document Number: EAV90213 and PM5563 Instruction Sheet Document Number: EAV91010 for the detailed safety messaging, installation, wiring and configuration.



1



HAZARD OF ELECTRIC SHOCK, EXPLOSION, OR ARC FLASH

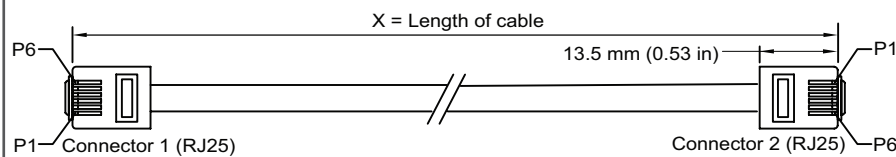
- This product must be installed inside a suitable fire and electrical enclosure.
- Apply appropriate personal protective equipment (PPE) and follow safe electrical work practices. See NFPA 70E in the USA, CSA Z462 or applicable local standards.
- Do not install this product in hazardous or classified locations.
- Product may use multiple voltage/power sources. Disconnect ALL sources before servicing.
- Use a properly rated voltage sensing device to confirm that power is off.

Failure to follow these instructions will result in death or serious injury.

2

Commercial reference	X = Length of cable
METSEPM5CAB03	300 mm (0.3 m)
METSEPM5CAB1	1000 mm (1 m)
METSEPM5CAB3	3000 mm (3 m)

Commercial reference	X = Length of cable
METSEPM5CAB4	4000 mm (4 m)
METSEPM5CAB10	10000 mm (10 m)

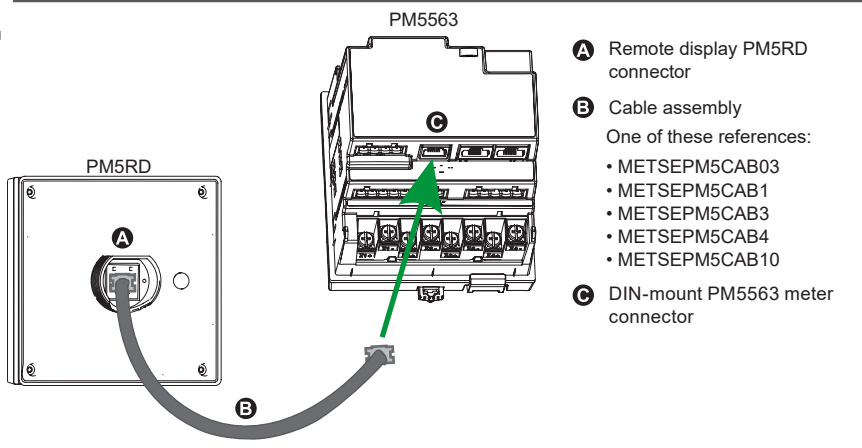


3

RJ25 CONNECTOR PIN TERMINAL DETAILS

AWG	CONN 1 PINS	COLOUR		CONN 2 PINS
24	P1	WHITE/ORANGE		P1
	P6	ORANGE		P6
	P3	WHITE/BLUE		P3
	P4	BLUE		P4
	P5	WHITE/GREEN		P5
	P2	GREEN		P2

4



5

- Conducting resistance: 3 Ω
- Insulation resistance: 5 MΩ
- Voltage: 300 V DC
- Modular RJ25 plug - Assmann (A-MO-6/6-F50-R)
- Temperature range: -40 to +90 °C (-40 to +194 °F)
- 5% to 95% RH non-condensing
- Altitude: ≤ 3000 m (9843 ft) above sea level
- Pollution degree 2
- Installation category III
- Electromagnetic environmental class: E2
- Mechanical environmental class: M1
- For indoor use only

Notices

Read these instructions carefully and look at the equipment to become familiar with the device before trying to install, operate, service or maintain it. Electrical equipment should be installed, operated, serviced and maintained only by qualified personnel. No responsibility is assumed by Schneider Electric for any consequences arising out of the use of this material. A qualified person is one who has skills and knowledge related to the construction, installation, and operation of electrical equipment and has received safety training to recognize and avoid the hazards involved.

PowerLogic and Schneider Electric are trademarks or registered trademarks of Schneider Electric in France, the USA and other countries.

- This product must be installed, connected and used in compliance with prevailing standards and/or installation regulations.
- If this product is used in a manner not specified by the manufacturer, the protection provided by the product may be impaired.
- The safety of any system incorporating this product is the responsibility of the assembler/installer of the system.

As standards, specifications and designs change from time to time, always ask for confirmation of the information given in this publication.

