

Features

Use: Indoor
Type of installation: WALL, RECESSED INTO PLASTERBOARD, SUSPENDED, CEILING MOUNTED, TRACK
Emission: DIRECT
Optics: OPAL
Colour: CAPPUCCINO
Dimming: PUSH, DALI
Emergency: NO
L: 1120mm
A: 53mm
H: 69mm
Made in: ITALY
Warranty: 5 years
Weight: 2.8kg

Tech data

Luminaire input power: 28.5W
Luminaire luminous flux: 1942lm
IP: 40
Insulation class: I
Supply voltage: 220-240V 50/60Hz
SELV: Si

Source

Light source: LED
Source power: 24W
Colour temperature: 3000K
CRI: >90
Colour tolerance: 3 Step MacAdam
LED lifespan: 50000h L80 B20

Compliance

CEI EN 60598-1:2021 + A11:2023, CEI EN 60598-2-1:2022, CEI EN 60598-2-2:2012








Standards

Photobiological risk: RISK GROUP 0 Certified fixture in EXEMPT GROUP, in accordance with CEI EN 62471:2010-01, IEC TR 62778:2014.
CAM edilizia: The product complies with the requirements for public buildings, ministerial decree of 23rd June 2022 n.256.

[View more product info](#)



COMPLETION ACCESSORIES

| | | |
|-------------------------------------------------------------------------------------|--------------------------------|-----------|
|  | HERO: MOD.CIECO ANG.SX 150 CAP | 108677.21 |
|  | HERO: MOD.CIECO 1120 CAP | 108679.21 |
|  | HERO: MOD.CIECO 1680 CAP | 108681.21 |
|  | HERO: COPPIA TESTATE CAP | 108684.21 |
|  | HERO: MOD.CIECO 1400 CAP | 108680.21 |
|  | HERO: MOD.CIECO 250 CAP | 108676.21 |
|  | HERO: MOD.CIECO ANG.DX 150 CAP | 108678.21 |

MOUNTING ACCESSORIES

| | | |
|-------------------------------------------------------------------------------------|---------------------------------|-----------|
|  | KIT ALIMENTAZIONE L1200 5P BIA | 108921.01 |
|  | HERO: SOSPL3000 1PZ. TESTA/CODA | 108685.99 |
|  | KIT ALIMENTAZIONE L3000 5P BIA | 108922.01 |
|  | HERO: SPESS. CARTONG. 10MM 2PZ. | 108689.99 |



HERO: SOSPL.3000 1PZ. UNIONE

108686.99



ALL-TRACK: COPPIA ADATT. 3P+DALI NER

106723.02



KIT ALIMENTAZIONE L1200 5P CAP

108921.21



ALL-TRACK: COPPIA ADATT. 3P+DALI BIA

106723.01



HERO: SOSPL.3000 1PZ TESTA W.G.ALTO

1086A1.99



HERO: KIT INCASSO LED (1X)

108688.99



KIT ALIMENTAZIONE L3000 5P CAP

108922.21



HERO: SOSPL.3000 1PZ UNIONE W.G.ALTO

1086A2.99



HERO: STAFFA PARETE "L" CAP

108687.21