



Features

Use: Indoor
Type of installation: RECESSED INTO BRICKWORK, RECESSED INTO PLASTERBOARD
Emission: DIRECT
Optics: TRANSPARENT
Colour: WHITE
Dimming: ON/OFF
Emergency: NO
L: Ø37mm
H: 30mm
D: 32-35mm
Warranty: 5 years
Weight: 0.12kg

Tech data

Luminaire luminous flux: 110lm
IP: 65
Insulation class: III
Supply voltage: DC 700 MA

Source

Light source: LED
Source power: 2W
Colour temperature: 4000K
LED lifespan: 30000h L70 B20

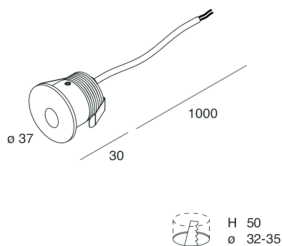
Compliance

CEI EN 60598-1:2015 + A11:2009. IEC 60598-2:2015 2-1, 2-2

Standards

Photobiological risk: RISK GROUP 0 Certified fixture in EXEMPT GROUP, in accordance with CEI EN 62471:2010-01, IEC TR 62778:2014.

[View more product info](#)



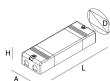
MOUNTING ACCESSORIES



NEWSTEP: PLACCA MURALE

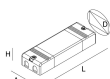
109405.99

ELECTRICAL ACCESSORIES



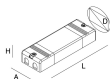
ALIM. LED 700MA - 30W - IP20

E907K0030KK



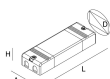
ALIM. LED 350MA - 8W - IP20

E903K0006KK



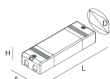
ALIM. LED 700MA - 12W - IP20

E907K0012KK



ALIM. LED 350MA - 15W - IP20

E903K0015KK



ALIM. LED 4W/700MA 2.5-6V

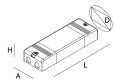
101322.99

NEWSTEP

109404.01

novalux
ITALIAN LIGHTING DESIGN SINCE 1948

DIMMABLE ACCESSORIES



ALIM. LED 25W 700MA/2-36V DALI/PUSH

101336.99



Novalux S.r.l. via Marzabotto, 2 40050 Funo di Argelato (BO) Italy
Tel: +39 051 860558 · Fax +39 051 6647859 · Mail: info@novalux.it · VAT number 00536541204 · novalux.com
Company subject to the management and coordination by SLV GmbH

This technical data sheet is owned by Novalux S.r.l., all rights reserved. Novalux S.r.l. reserves the right to make changes without prior notice.