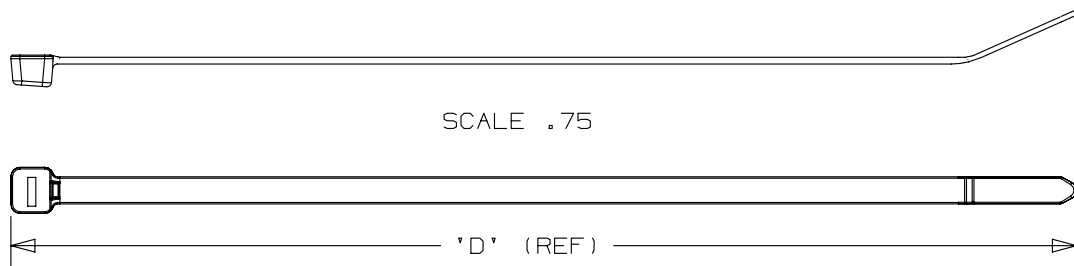
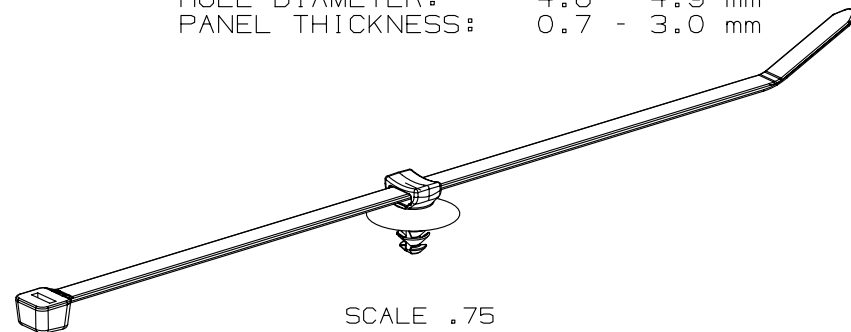
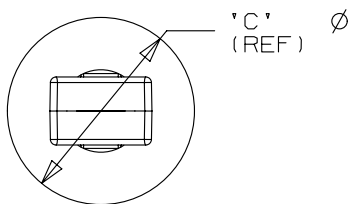
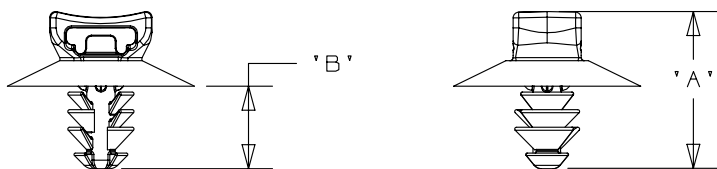


THIS COPY IS PROVIDED ON A RESTRICTED BASIS AND IS NOT TO BE USED IN ANY WAY DETRIMENTAL TO THE INTERESTS OF PANDUIT CORPORATION.

PANDUIT PART NUMBER	CABLE TIE		DIMENSIONS				MATERIAL	WEIGHT grams/100pcs
	MIN TENSILE	MAX BUNDLE	'A'	'B'	'C' (REF)	'D' (REF)		
PUM-049-2S-_30	50LBS (222N)	1.88" (48)	13.8	7.2	16.5	188	HEAT STABILIZED NYLON 6/6 BLACK	155

NOTES:

- SEE CURRENT PRICE SHEET FOR PART NUMBER SUFFIX DESIGNATION FOR PACKAGE SIZE, AND COLOR.
- (*) DIMENSIONAL VARIANCE IS POSSIBLE DUE TO MOLDING PROCESS RELATED SINK MARKS.
- APPLICATION SPECIFICATION:
HOLE DIAMETER: 4.6 - 4.9 mm
PANEL THICKNESS: 0.7 - 3.0 mm



CAD FILENAME/LAYERS G03151BA_DC_GB0239LN/05B

PANDUIT CORP. TINLEY PARK, ILLINOIS

PUM-049-2S-_30
PUSH MOUNT/ CABLE TIE
ASSEMBLY

UNLESS OTHERWISE SPECIFIED, ALL DIMENSIONS ARE METRIC TOLERANCE: ±0.5MM

05B	10-6-08	PSG		DELETED AND RENAMED DIMENSIONS	GB0239LN	05B			
05A	8-22-08	PSG		REMOVED RIB FROM HEAD, UPDATED FILE NAME AND CHANGED REV TO TC REV STYLE	GB0239LN	05A			
1	8-11-06	TMSA		REVISED DIMENSIONS C FROM 7.5 D FROM 14.0	GB0239LN	1			
R	7-10-06	KLN		INITIAL RELEASE	GB0239LN	R			
REV	DATE	BY	CHK	DESCRIPTION	ECN	R	CUST	SUP	

DRAWN BY KLN	MAT'L: SEE TABLE	SCALE 1:1 UNLESS NOTED
DATE 7-10-06		DRAWING NO. GB0239LN
CHK'D		DWG A SIZE