

## Features

Use: Indoor  
 Type of installation: RECESSED, SUSPENDED, CEILING MOUNTED  
 Emission: DIRECT  
 Optics: OPAL  
 Colour: CAPPUCCINO  
 Dimming: WITH ACCESSORY  
 Emergency: NO  
 L: Ø 1440mm  
 A: 40mm  
 H: 40mm  
 Made in: ITALY  
 Warranty: 5 years  
 Weight: 7.5kg

## Tech data

Luminaire input power: 66.1W  
 Luminaire luminous flux: 4130lm  
 IP: 40  
 Insulation class: III  
 Supply voltage: MAX 1.8A  
 UGR: <19  
 SELV: No

## Source

Light source: LED  
 Source power: 62W  
 Source luminous flux: 8898lm  
 Colour temperature: 3000K  
 CRI: >90  
 LED lifespan: 50000h L80 B20

## Compliance

CEI EN 60598-1:2015 + A11:2009. IEC 60598-2:2015 2-1, 2-2

## Standards

Photobiological risk: RISK GROUP 0 Certified fixture in EXEMPT GROUP, in accordance with CEI EN 62471:2010-01, IEC TR 62778:2014.  
 CAM edilizia: The product complies with the requirements for public buildings, ministerial decree of 23rd June 2022 n.256.

[View more product info](#)

**MOUNTING ACCESSORIES**

---



ARK: KIT INCASSO PER 1440

**109808.99**




HALOS: ROSONE ALIM. REMOTA CAPP

**105157.21**



HALOS: ROSONE DOPPIA ALIM. REMOTA CAPP

**105158.21**



HALOS: KIT 4 CAVI SOSPENSIONE L.3000

**105159.99**

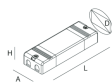


CAVO ALIMENTAZIONE L=3000 3X1.5 TRASP

**109001.00**

**ELECTRICAL ACCESSORIES**

---



HALOS: ALIMENTATORE ON/OFF

**105147.99**



HALOS: ROSONE-N ALIM. ON/OFF CAPP

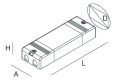
**105151.21**



HALOS: ROSONE-N DOPPIA ALIM ON/OFF CAPP

**105155.21**

### DIMMABLE ACCESSORIES



HALOS: ALIMENTATORE DALI/PUSH

**105148.99**



HALOS: ROSONE-N ALIM. DALI/PUSH CAPP

**105152.21**



HALOS: ROSONE-N DOPPIA ALIM D/PUSH CAPP

**105156.21**