

IES LM-79-08

MEASUREMENT AND TEST REPORT

For

Soraa, Inc.

6500 Kaiser Dr. Fremont, California 94555, USA

Test Model: SP20-11-25D-830-03

Report Type:	Electrical and Photometric tests including: Luminous Flux, Color, Luminous Intensity Distribution, Spatial Non-uniformity of Chromaticity
Test Engineer:	Daniel Duan <i>Daniel Duan</i>
Report Number:	R2DG150928051-10
Test Date:	2015-12-20 to 2015-12-28
Report Date:	2016-06-29
Reviewed By:	Jeanne Han/Safety Manager <i>Jeanne Han</i>
Prepared By:	Bay Area Compliance Laboratories Corp. (Shenzhen) 6/F, the 3rd Phase of WanLi Industrial Building, ShiHua Road, FuTian Free Trade Zone Shenzhen, Guangdong, China Tel: +86-755-33320018 Fax: +86-755-33320008
Test Facility:	Test facility was located at Pu Long Cun 69, Puxinghu Industrial Area, Tangxia Town, Dongguan, Guangdong, P.R.China.

1. Product Description

General Information:

One sample was received on 2015-09-28 and used for testing.

Model Tested: SP20-11-25D-830-03
 Manufacturer: Soraa, Inc.
 Brand Name: SORAA BRILLIANT
 Product Designation: Integral LED Lamp
 Burning Time Before Test: 0hour(For New Products)

Rated Values:

Rated Voltage/Frequency: 100-120V50/60Hz
 Rated Power: 10.8 W
 Nominal CCT: 3000K
 Nominal Lumen Output: 690 lm

2. Standards Used

- IESNA LM-79-08: Approved Method: Electrical & Photometric Measurement of Solid-state Lighting Products
- ANSI C82.77-2002: Harmonic Emission Limits – Related Power Quality Requirements for Lighting

3. Description of Test Equipment

Device	Manufacture	Model No	Serial No	Test Range	Calibration date	Calibration due date
2.0m integrating sphere	EVERFINE	R98	11010018	R98	2015-11-09	2016-11-08
High accuracy array spectroradiometer	EVERFINE	HAAS-2000	1012016T	380-780nm	2016-03-10	2017-03-09
DC Power Supply	EVERFINE	WY305-V1	1101047	30V/5A	2015-07-27	2016-07-26
Thermal Meter	Anymetre	JR900A	N/A	25°C	2016-01-12	2017-01-11
Standard Light Source	SENSING	N/A	LSD090808	N/A	2015-09-25	2016-09-24
AC Power Supply	EVERFINE	DPS1010-YF	1011001T	30V/5A	2016-03-04	2017-03-03
AC Power Supply	EVERFINE	VPS1030 PWM	1012017	0-150V, 0-300V	2016-03-04	2017-03-03
DC Power Supply	EVERFINE	WY12010	1009009	30V/5A	2016-03-04	2017-03-03
Power Meter	YOKOGAWA	WT-210	91KB35700	15/30/60/150/ 300/600 V	2016-03-04	2017-03-03
Goniophotometer	EVERFINE	GO-R5000	YG108492N10 120001	1600mm, 3000W/10A	2016-03-10	2017-03-09
Wireless Remote Sensor	N/A	433MHz	N/A	0°C~50°C; -20°C~60°C	2016-03-21	2017-03-20
Standard Light Source	EVERFINE	D908	1012003	N/A	2015-09-08	2016-09-07

Statement of Traceability: Bay Area Compliance Laboratories Corp. (Shenzhen) attested that all calibration has been performed using suitable standards traceable to National Primary Standards and International System of Units (SI).

4. Test Method

Product was tested with no seasoning. All stabilization and measurements were made in compliance with IES LM-79-08. The product was operated at rated voltage or at voltage required by manufacturer. The ambient temperature of the sample was maintained at $25^{\circ}\text{C}\pm 1^{\circ}\text{C}$ during measurement. And relative humidity is less than 65%.

Integrating Sphere System

The system includes AC power source, digital power meter, DC power supply, spectrophotometer, and integrating sphere. The integrating sphere system is calibrated by standard light source before measurement.

4π geometry was used during measurement. The product was operated in its intended orientation in application and was recorded in this report.

The uncertainty of the light output (luminous flux) measurements is $U=2.1\%$ ($K=2$), at the 95% confidence level. The uncertainty of the correlated color temperature measurements is $U=32\text{K}$ ($K=2$), at the 95% confidence level. The uncertainty of the CRI is $U=2.1$ ($K=2$), at the 95% confidence level.

Goniophotometer System

The goniophotometer system is calibrated by standard light source before measurement.

Type C goniophotometer was used for measuring total luminous flux, luminous intensity distribution, and color spatial uniformity. The product was operated in its intended orientation in application and was recorded in this report.

The uncertainty of the luminous intensity is $U=1.6\%$ ($K=2$), at the 95% confidence level.

5. Test Result

[Integrating Sphere System]

Total operating time for integrating sphere test: **1.0 hour**

Test orientation: **Base up**

Electrical Measurement

Voltage (V)	Frequency (Hz)	Current (A)	Power (W)	Power Factor
120.0	59.98	0.09232	10.39	0.9382

Photometric Measurement

Luminous Flux (lm)	Radiant Flux (W)	Efficacy (lm/W)	CCT (K)	Duv
742.13	2576.100	71.41	3000	-1.73E-03

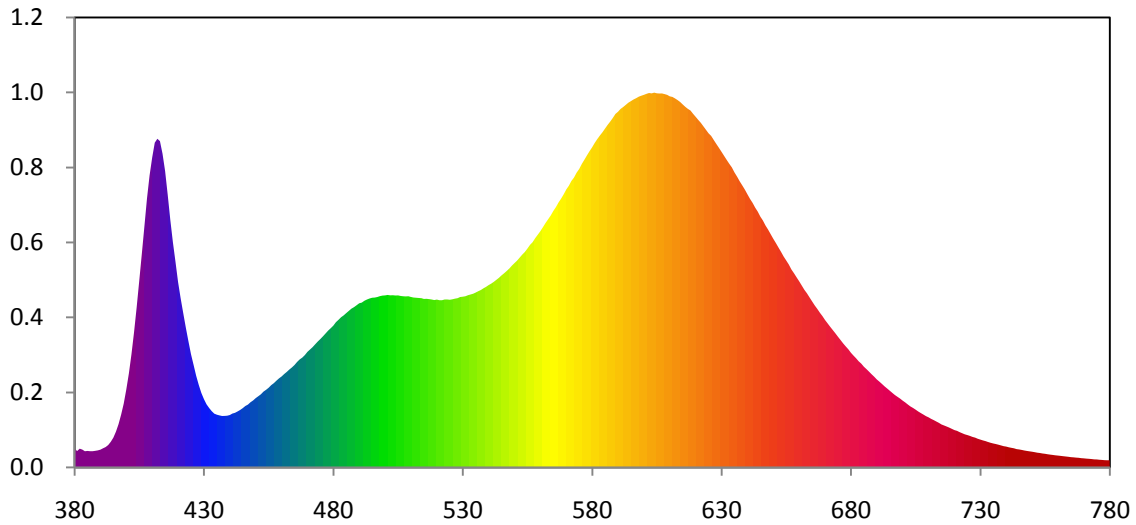
Chromaticity Coordinate

x	y	u	v	u'	v'
0.4344	0.3989	0.2512	0.3460	0.2512	0.5190

Color Rendering Index

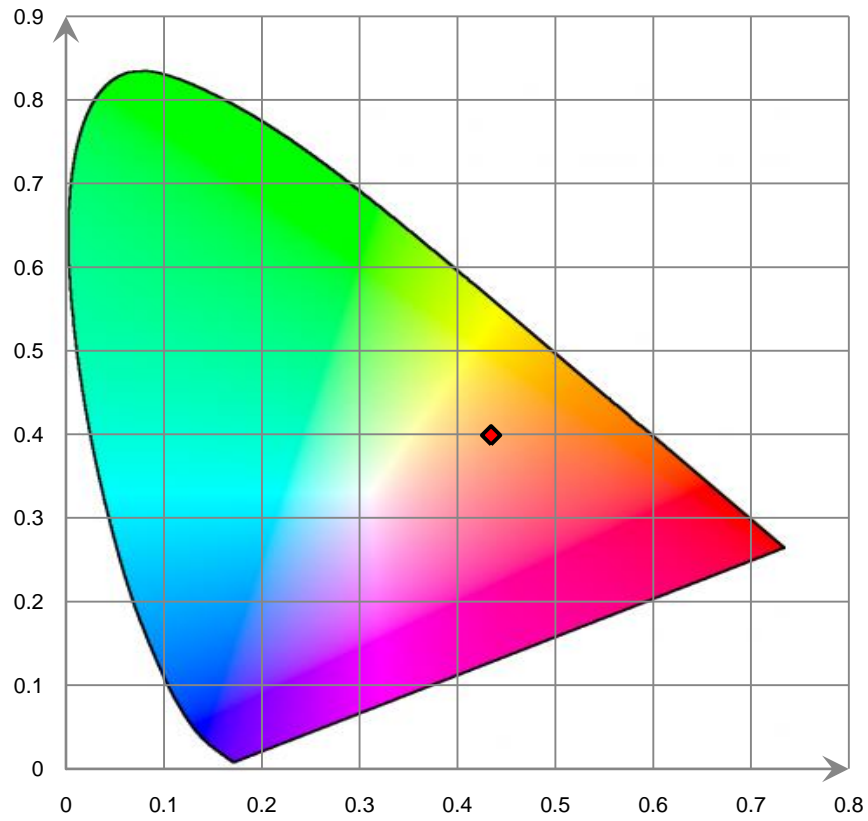
Ra 86.2			
R1 87	R2 98	R3 88	R4 86
R5 90	R6 97	R7 82	R8 62
R9 20	R10 97	R11 88	R12 86
R13 90	R14 94	R15 78	

Relative Spectral Power Distribution

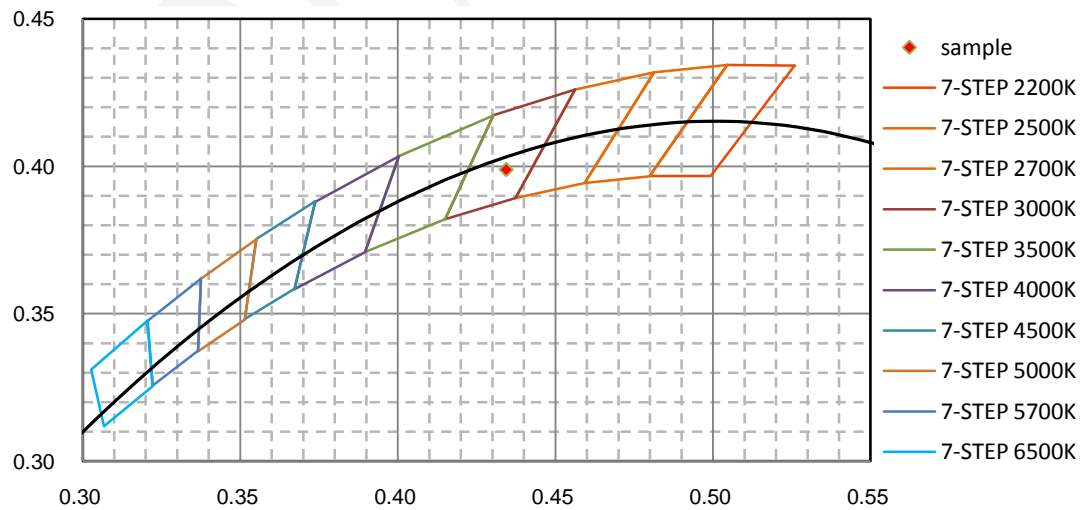


nm	mW	nm	mW	nm	mW	nm	mW	nm	mW
380	7.072E-01	465	3.837E+00	550	7.654E+00	635	1.105E+01	720	1.401E+00
385	6.200E-01	470	4.330E+00	555	8.198E+00	640	1.023E+01	725	1.213E+00
390	6.677E-01	475	4.812E+00	560	8.848E+00	645	9.393E+00	730	1.045E+00
395	1.118E+00	480	5.311E+00	565	9.604E+00	650	8.563E+00	735	8.989E-01
400	2.919E+00	485	5.782E+00	570	1.041E+01	655	7.753E+00	740	7.819E-01
405	6.984E+00	490	6.148E+00	575	1.118E+01	660	6.972E+00	745	6.751E-01
410	1.161E+01	495	6.356E+00	580	1.199E+01	665	6.220E+00	750	5.894E-01
415	1.110E+01	500	6.445E+00	585	1.269E+01	670	5.522E+00	755	5.120E-01
420	6.948E+00	505	6.444E+00	590	1.332E+01	675	4.896E+00	760	4.455E-01
425	4.243E+00	510	6.385E+00	595	1.372E+01	680	4.296E+00	765	3.863E-01
430	2.559E+00	515	6.310E+00	600	1.395E+01	685	3.774E+00	770	3.407E-01
435	1.976E+00	520	6.287E+00	605	1.401E+01	690	3.296E+00	775	3.001E-01
440	1.964E+00	525	6.280E+00	610	1.390E+01	695	2.877E+00	780	2.704E-01
445	2.221E+00	530	6.395E+00	615	1.360E+01	700	2.503E+00		
450	2.596E+00	535	6.549E+00	620	1.313E+01	705	2.165E+00		
455	2.986E+00	540	6.829E+00	625	1.251E+01	710	1.878E+00		
460	3.407E+00	545	7.195E+00	630	1.182E+01	715	1.611E+00		

CIE 1931 x y Chromaticity Diagram



7-Step Chromaticity Quadrangles



[Goniophotometer System]

Total operating time for luminous intensity distribution: **1.0 hour**

Test orientation: **Base up**

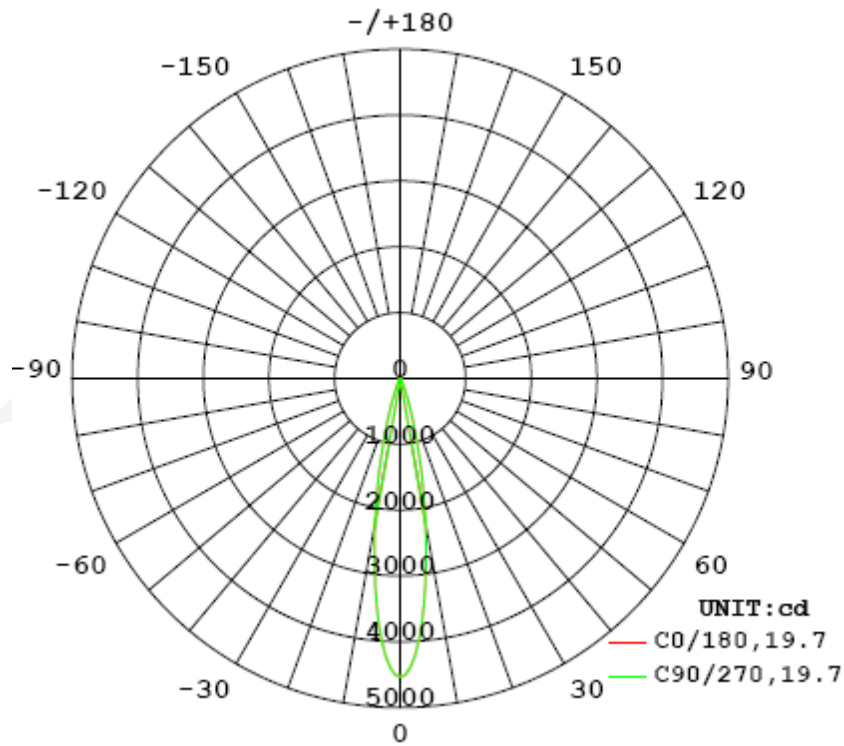
Electrical Measurement

Input Voltage (V)	Frequency (Hz)	Input Current (A)	Power (W)	Power Factor
120.01	60	0.091	10.45	0.9569

Photometric Measurement

Luminous Flux (lm)	Efficacy (lm/W)	I _{max} (cd)	S/MH (C0/180)	S/MH (C90/270)
740.708	70.88	4530	0.34	0.34

Luminous Intensity Distribution



	C0/180	C45/225	C90/270	C135/315	AVG.
Beam Angle (50% I _{max}):	19.7	19.7	19.7	19.7	19.7
Field Angle (10% I _{max}):	37.5	37.5	37.5	37.5	37.5

Luminous Intensity (cd) Distribution Data

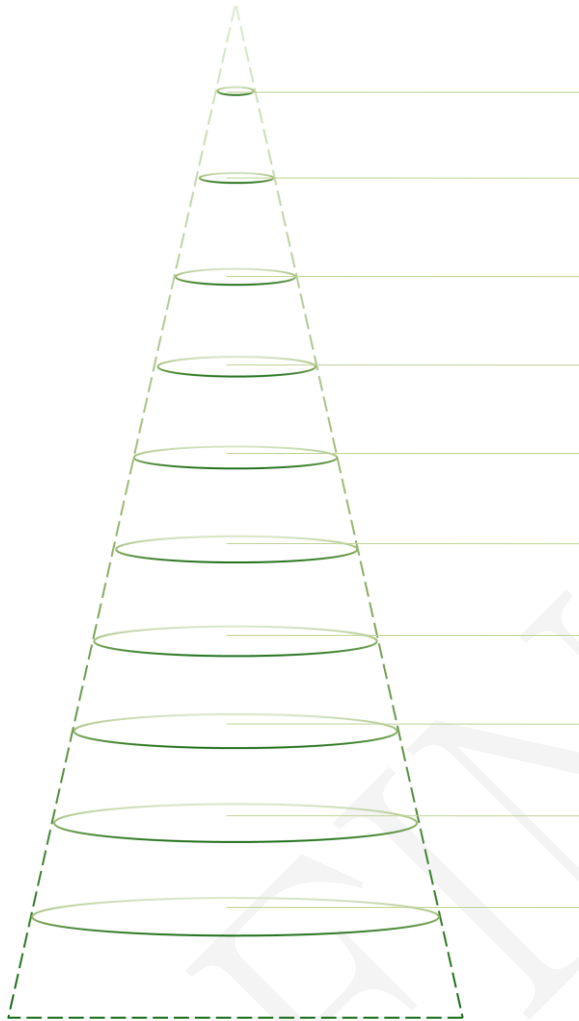
C \ y	0°	22.5°	45°	67.5°	90°	112.5°	135°	157.5°
0.0°	4530	4530	4530	4530	4530	4530	4530	4530
5.0°	3759	3759	3759	3759	3759	3759	3759	3759
10.0°	2216	2216	2216	2216	2216	2216	2216	2216
15.0°	972	972	972	972	972	972	972	972
20.0°	345	345	345	345	345	345	345	345
25.0°	126	126	126	126	126	126	126	126
30.0°	62	62	62	62	62	62	62	62
35.0°	45	45	45	45	45	45	45	45
40.0°	33	33	33	33	33	33	33	33
45.0°	25	25	25	25	25	25	25	25
50.0°	22	22	22	22	22	22	22	22
55.0°	19	19	19	19	19	19	19	19
60.0°	16	16	16	16	16	16	16	16
65.0°	13	13	13	13	13	13	13	13
70.0°	10	10	10	10	10	10	10	10
75.0°	7	7	7	7	7	7	7	7
80.0°	4	4	4	4	4	4	4	4
85.0°	2	2	2	2	2	2	2	2
90.0°	0	0	0	0	0	0	0	0
95.0°	0	0	0	0	0	0	0	0
100.0°	0	0	0	0	0	0	0	0
105.0°	0	0	0	0	0	0	0	0
110.0°	0	0	0	0	0	0	0	0
115.0°	0	0	0	0	0	0	0	0
120.0°	0	0	0	0	0	0	0	0
125.0°	0	0	0	0	0	0	0	0
130.0°	0	0	0	0	0	0	0	0
135.0°	0	0	0	0	0	0	0	0
140.0°	0	0	0	0	0	0	0	0
145.0°	1	1	1	1	1	1	1	1
150.0°	1	1	1	1	1	1	1	1
155.0°	2	2	2	2	2	2	2	2
160.0°	2	2	2	2	2	2	2	2
165.0°	2	2	2	2	2	2	2	2
170.0°	1	1	1	1	1	1	1	1
175.0°	1	1	1	1	1	1	1	1
180.0°	1	1	1	1	1	1	1	1

Luminous Intensity (cd) Distribution Data (cont.)

C y	180°	202.5°	225°	247.5°	270°	292.5°	315°	337.5°
0.0°	4530	4530	4530	4530	4530	4530	4530	4530
5.0°	3759	3759	3759	3759	3759	3759	3759	3759
10.0°	2216	2216	2216	2216	2216	2216	2216	2216
15.0°	972	972	972	972	972	972	972	972
20.0°	345	345	345	345	345	345	345	345
25.0°	126	126	126	126	126	126	126	126
30.0°	62	62	62	62	62	62	62	62
35.0°	45	45	45	45	45	45	45	45
40.0°	33	33	33	33	33	33	33	33
45.0°	25	25	25	25	25	25	25	25
50.0°	22	22	22	22	22	22	22	22
55.0°	19	19	19	19	19	19	19	19
60.0°	16	16	16	16	16	16	16	16
65.0°	13	13	13	13	13	13	13	13
70.0°	10	10	10	10	10	10	10	10
75.0°	7	7	7	7	7	7	7	7
80.0°	4	4	4	4	4	4	4	4
85.0°	2	2	2	2	2	2	2	2
90.0°	0	0	0	0	0	0	0	0
95.0°	0	0	0	0	0	0	0	0
100.0°	0	0	0	0	0	0	0	0
105.0°	0	0	0	0	0	0	0	0
110.0°	0	0	0	0	0	0	0	0
115.0°	0	0	0	0	0	0	0	0
120.0°	0	0	0	0	0	0	0	0
125.0°	0	0	0	0	0	0	0	0
130.0°	0	0	0	0	0	0	0	0
135.0°	0	0	0	0	0	0	0	0
140.0°	0	0	0	0	0	0	0	0
145.0°	1	1	1	1	1	1	1	1
150.0°	1	1	1	1	1	1	1	1
155.0°	2	2	2	2	2	2	2	2
160.0°	2	2	2	2	2	2	2	2
165.0°	2	2	2	2	2	2	2	2
170.0°	1	1	1	1	1	1	1	1
175.0°	1	1	1	1	1	1	1	1
180.0°	1	1	1	1	1	1	1	1

Average Area Illumination Figure

Angle:19.7°. Flux out:307.1lm



Height (m)	Diameter (cm)	E _{avg} (lx)	E _{max} (lx)
0.5	17.36	12575.0	18119.0
1.0	34.73	3144.0	4530.0
1.5	52.09	1397.0	2013.0
2.0	69.45	785.9	1132.0
2.5	86.81	503.0	724.8
3.0	104.18	349.3	503.3
3.5	121.54	256.6	369.8
4.0	138.90	196.5	283.1
4.5	156.27	155.2	223.7
5.0	173.63	125.7	181.2

Zonal Lumen Density Measurement

Deg	Flux (lm)	%
0-5	98.8	13.33
5-10	208.3	28.13
10-15	179.7	24.25
15-20	99.4	13.43
20-25	44.5	6.01
25-30	21.5	2.90
30-35	15.3	2.06
35-40	13.0	1.76
40-45	10.6	1.42
45-50	9.4	1.27
50-55	8.9	1.21
55-60	8.2	1.10
60-65	6.9	0.94
65-70	5.6	0.75
70-75	4.2	0.57
75-80	2.8	0.37
80-85	1.5	0.20
85-90	0.4	0.05
90-95	0.0	0.00
95-100	0.0	0.00
100-105	0.0	0.00
105-110	0.0	0.00
110-115	0.0	0.00
115-120	0.0	0.00
120-125	0.0	0.00
125-130	0.0	0.00
130-135	0.0	0.01
135-140	0.1	0.01
140-145	0.2	0.02
145-150	0.3	0.04
150-155	0.4	0.05
155-160	0.4	0.04
160-165	0.3	0.04
165-170	0.2	0.03
170-175	0.1	0.01
175-180	0.0	0.00

Deg	Flux (lm)	%
0-5	98.8	13.33
0-10	307.1	41.46
0-15	486.7	65.71
0-20	586.2	79.14
0-25	630.7	85.15
0-30	652.2	88.05
0-35	667.5	90.11
0-40	680.5	91.87
0-45	691.0	93.29
0-50	700.4	94.56
0-55	709.3	95.77
0-60	717.6	96.87
0-65	724.5	97.81
0-70	730.0	98.56
0-75	734.3	99.13
0-80	737.0	99.50
0-85	738.5	99.70
0-90	738.8	99.75
0-95	738.9	99.75
0-100	738.9	99.75
0-105	738.9	99.75
0-110	738.9	99.75
0-115	738.9	99.75
0-120	738.9	99.75
0-125	738.9	99.75
0-130	738.9	99.75
0-135	738.9	99.76
0-140	739.0	99.77
0-145	739.2	99.79
0-150	739.4	99.83
0-155	739.8	99.88
0-160	740.1	99.92
0-165	740.4	99.96
0-170	740.6	99.99
0-175	740.7	100.00
0-180	740.7	100.00

Color Spatial Uniformity

Average Weighted
u': 0.2533 v': 0.5197

$\gamma \setminus C0-180$	u'	v'	$Du'v'$	$\gamma \setminus C90-270$	u'	v'	$Du'v'$
-15	0.2560	0.5206	0.0028	-15	0.2516	0.5209	0.0021
-10	0.2549	0.5199	0.0016	-10	0.2529	0.5205	0.0009
-5	0.2540	0.5192	0.0009	-5	0.2528	0.5192	0.0007
0	0.2537	0.5187	0.0011	0	0.2537	0.5187	0.0011
5	0.2532	0.5191	0.0006	5	0.2534	0.5193	0.0004
10	0.2531	0.5196	0.0002	10	0.2526	0.5195	0.0007
15	0.2534	0.5197	0.0001	15	0.2519	0.5196	0.0014

FINAL

6. Product Photo



*****END OF REPORT*****