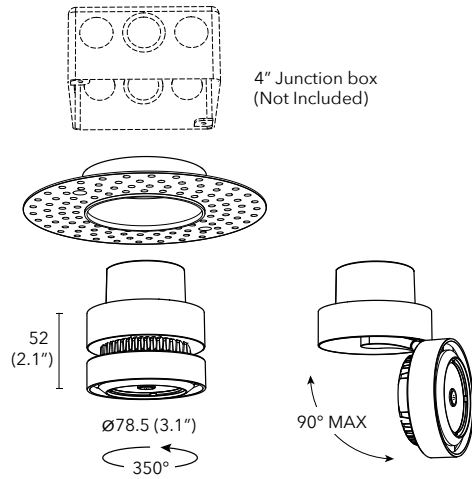


50mm (2") LED Adjustable, Recessed Mount

The Soraa Arc™ Adjustable luminaire combines elegant design with Soraa's unique quality of light to create a dynamic and versatile solution for retail, hospitality, and residential applications. The Soraa Arc gets its name from its unique die-cast curved heat sink, which features a form carefully engineered for optimal thermal performance. Soraa Arc is compatible with Soraa SNAP™, which allows you to shape beams, shift color, and more - in a snap.



Soraa VIVID™ LED

Soraa Full Spectrum integral LED Light Engine available in 2700K, 3000K, and 4000K with 95 CRI and 95 R9. IR and UV free.

Soraa Optics

Soraa optic technology with exceptional beam control and smooth uniform light distribution. The 10° and 15° beam versions are compatible with Soraa SNAP accessories.

Construction and Finish

Light engine is made of die cast aluminium, transformer case from extruded aluminium. Durable satin finish. Custom colors available. Tilt: 0-90°, rotation: 350°.

Applications

Suitable for damp or dry locations. For interior use only.

Installation

Recessed mounting requires 4" junction box. (Not included). 2.75" ceiling opening required. Junction box mounts to mud ring.

Electrical

120V Fully integral LED electronic constant current driver. 277V available upon request. Frequency: 50/60Hz Power Factor: 0.93 Wattage: 20W

Dimming and Flicker

Dimmable to <1% Percent Flicker: < 30% Triac and ELV dimming standard Visit www.soraa.com for details

Operating Temperature

Minimum -40° C, 25° C typical.

Accessories

Luminaire accommodates both Arc accessories and Soraa SNAP simultaneously.

Compliance

cULus Listed. FCC CFR Title 47 Part 15 Class B compliant. NOM compliant.

Warranty

Five year warranty. See www.soraa.com.



W White



B Black



S Silver



Full Spectrum



Natural White



No IR



No UV



Dimmable



CRI 95



R9 95



Soraa SNAP Compatible

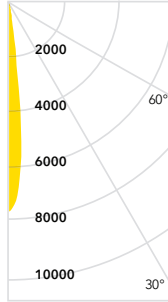
Build Your Luminaire Sample Number: ARA50-25D-927-U-R-W

Series	Beam & Wattage	CCT	Driver	Mounting	Finish
ARA50 Soraa Arc Adjustable, 50mm	10D 10° Narrow Spot - 11W 15D 15° Narrow Spot - 18W 25D 25° Narrow Flood - 18W 36D 36° Flood - 18W	927 2700K 930 3000K 940 4000K	U 120V Triac & ELV	R Recessed	B Black W White S Silver C Custom

Photometrics - Soraa Arc™ 50mm (2")

Data is shown for 3000K, for 2700K multiply FC by 0.95, for 4000K by 1.04.

Narrow Spot 10°



W	CCT	Lm	CBCP
11	2700	505	7360 cd
11	3000	535	7800 cd
11	4000	555	8090 cd

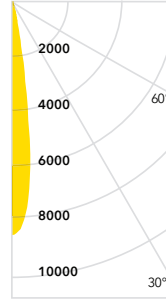
Candelas at Nadir

0°	8139
5°	5415
15°	248
25°	91
35°	54
45°	25



Soraa SNAP Compatible

Spot 15°



W	CCT	Lm	CBCP
18	2700	880	7650 cd
18	3000	930	8080 cd
18	4000	965	8380 cd

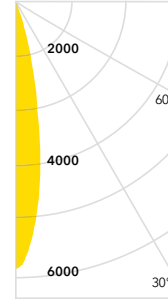
Candelas at Nadir

0°	8165
5°	6573
15°	628
25°	151
35°	87
45°	46



Soraa SNAP Compatible

Narrow Flood 25°

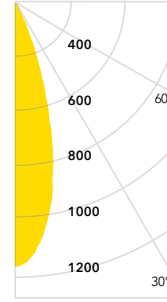


W	CCT	Lm	CBCP
18	2700	950	5510 cd
18	3000	1000	5800 cd
18	4000	1040	6030 cd

Candelas at Nadir

0°	5870
5°	4970
15°	1562
25°	128
35°	37
45°	25

Flood 36°



W	CCT	Lm	CBCP
18	2700	950	2560 cd
18	3000	1000	2700 cd
18	4000	1040	2800 cd

Candelas at Nadir

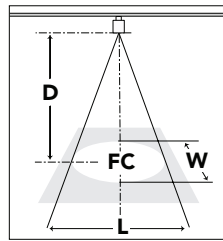
0°	2771
5°	2683
15°	1627
25°	408
35°	82
45°	32

Aiming Angles

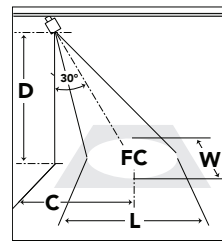
L and W refer to outer points where footcandles drop to 50% of maximum. FC refers to initial footcandles at the center of the beam.

Key
L Beam Distance **FC** Footcandles
D Distance **C** Distance to Center Beam
W Beam Width

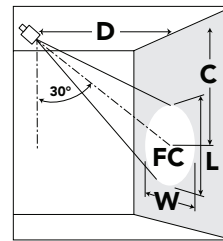
0° Horizontal



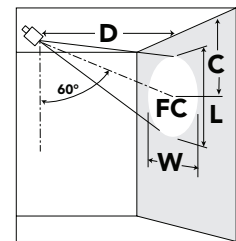
30° Horizontal



30° Vertical



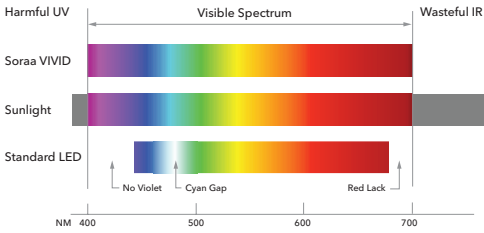
60° Vertical



	D	FC	L	W	D	C	FC	L	W	D	C	FC	L	W	D	C	FC	L	W
Narrow Spot 10° (11W)	6	223	1.3	1.2	6	3.7	148	1.6	1.4	2	3.7	287	1.4	0.7	2	1.4	1226	0.6	0.5
	8	127	1.7	1.7	8	4.8	85	2.2	1.9	3	5.4	130	2.1	1.0	3	2.0	580	0.8	0.7
	10	82	2.1	2.1	10	5.9	54	2.7	2.3	4	7.0	75	2.7	1.4	4	2.6	330	1.1	1.0
	12	58	2.5	2.5	12	6.9	39	3.2	2.8	5	8.6	48	3.4	1.7	5	3.2	212	1.4	1.2
Spot 15°	6	226	1.6	1.6	6	3.7	151	2.1	1.8	2	3.7	307	1.7	0.9	2	1.4	1274	0.7	0.6
	8	127	2.1	2.1	8	4.8	86	2.8	2.3	3	5.4	140	2.5	1.3	3	2.1	591	1.0	0.9
	10	82	2.6	2.6	10	5.9	55	3.4	2.9	4	7.1	79	3.3	1.8	4	2.7	335	1.4	1.2
	12	57	3.1	3.1	12	7.0	39	4.1	3.5	5	8.7	51	4.1	2.1	5	3.3	216	1.7	1.5
Narrow Flood 25°	6	164	2.2	2.2	6	3.6	109	2.9	2.5	2	3.9	239	2.1	1.2	2	1.3	943	1.0	0.9
	8	93	2.9	2.9	8	4.8	62	3.8	3.3	3	5.7	108	3.1	1.8	3	1.9	429	1.4	1.3
	10	61	3.6	3.6	10	6.0	41	4.6	4.1	4	7.5	62	4.1	2.4	4	2.5	244	1.9	1.7
	12	43	4.3	4.3	12	7.1	28	5.5	4.9	5	9.3	40	5.1	2.9	5	3.1	156	2.4	2.1
Flood 36°	6	78	3.3	3.2	6	3.8	57	3.8	3.5	2	4.2	152	2.1	1.5	2	1.4	490	1.3	1.2
	8	45	4.3	4.2	8	5.0	32	5.0	4.6	3	6.0	68	3.2	2.2	3	2.0	221	1.9	1.8
	10	29	5.3	5.3	10	6.1	21	6.2	5.5	4	7.7	39	4.2	3.0	4	2.6	126	2.6	2.4
	12	21	6.2	6.2	12	7.1	15	7.5	6.6	5	9.3	25	5.1	3.6	5	3.3	82	3.1	2.9

Soraa Arc™ Color and Whiteness Rendering

CCT	CRI	R9	Rf	Rg	Rfh1	Rw	McA
2700	95	95	90	100	95	120	3
3000	95	95	90	100	95	120	3
4000	95	95	90	100	95	70	4



Soraa has engineered the perfect balance between color rendering and white rendering. Soraa's core technology uses a violet LED emitter as the basis for full spectrum light. This allows both Vivid™ color rendering and Natural White™ white rendering, which creates whiteness by exciting fluorescing agents with violet radiation, without the harmful effect of UV.

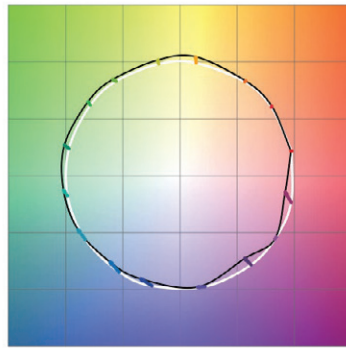
Rf: The TM-30 metric for color fidelity (similarity to colors under natural light), a more accurate version of the CRI Ra. Rf is 100 for natural light.

Rg: The TM-30 metric for color gamut (whether colors are more saturated than under natural light). Rg is 100 for natural light.


Rfh1: The TM-30 metric for color fidelity for red tones. Rfh1 is a more accurate version of the CRI R9. Rfh1 is 100 for natural light.

Rw: The Soraa-developed metric for white fidelity. Rw measures the magnitude of excitation of whitening agents within white materials. Rw is 100 for natural light.

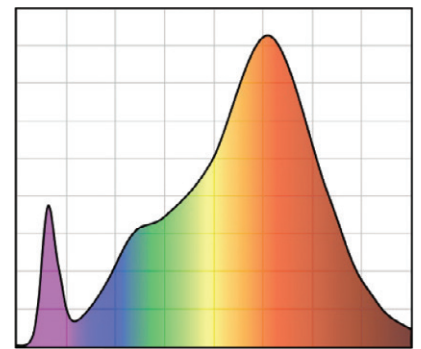
2700K



Rf: 90, Rg: 100, Rfh1: 95

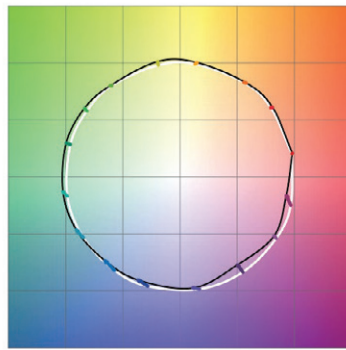


Rw: 120




CRI: 95, R9: 95

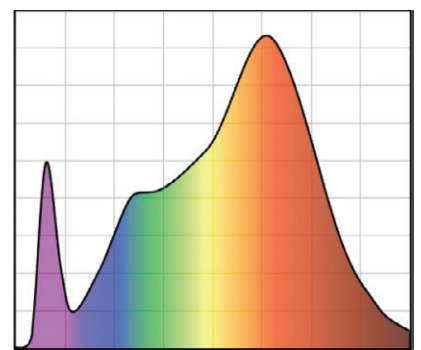
3000K



Rf: 90, Rg: 100, Rfh1: 95

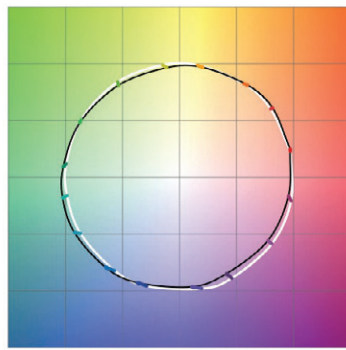


Rw: 120




CRI: 95, R9: 95

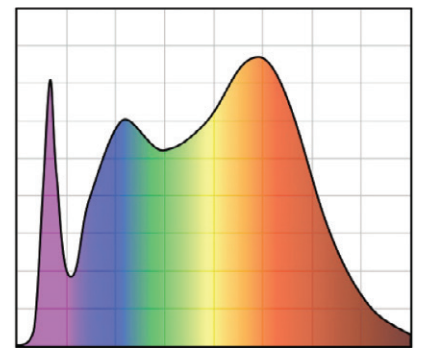
4000K



Rf: 90, Rg: 100, Rfh1: 95



Rw: 70



CRI: 95, R9: 95