



The Industry's Easiest
Software for Monitoring
Factory Operations.

Know Better. Do Better.



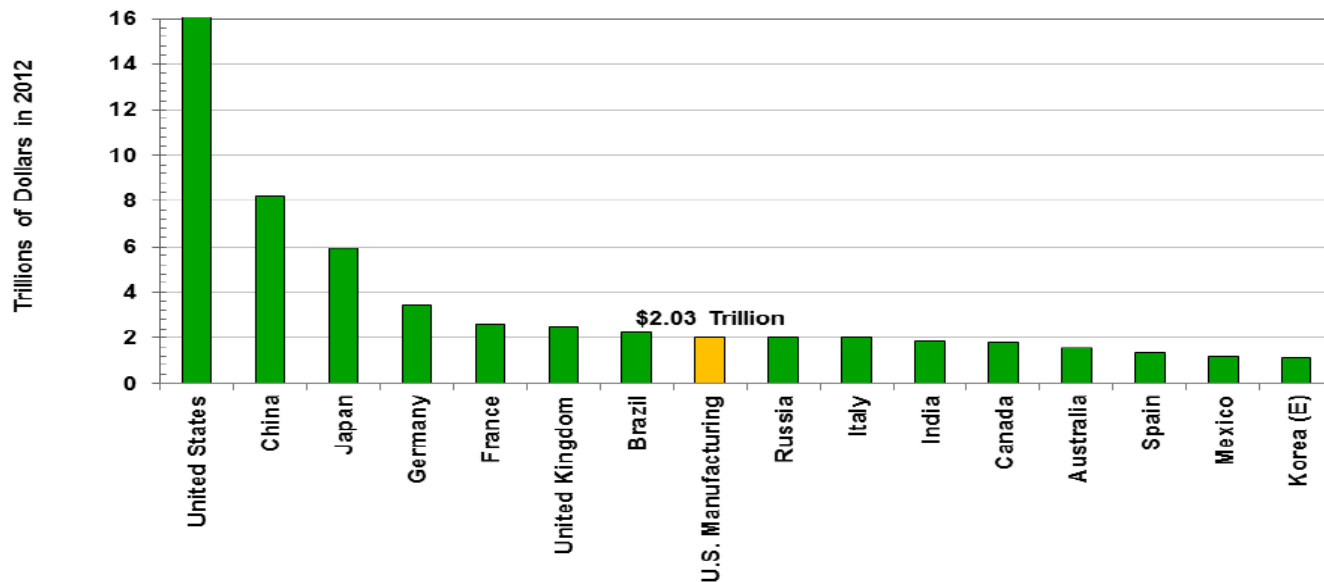
THERE'S A GLOBAL COMPETITION FOR MANUFACTURING



BECAUSE THE SPACE IS HUGE

The U.S. Manufacturing Sector Is the Eighth-Largest Economy

(Updated April 2014)

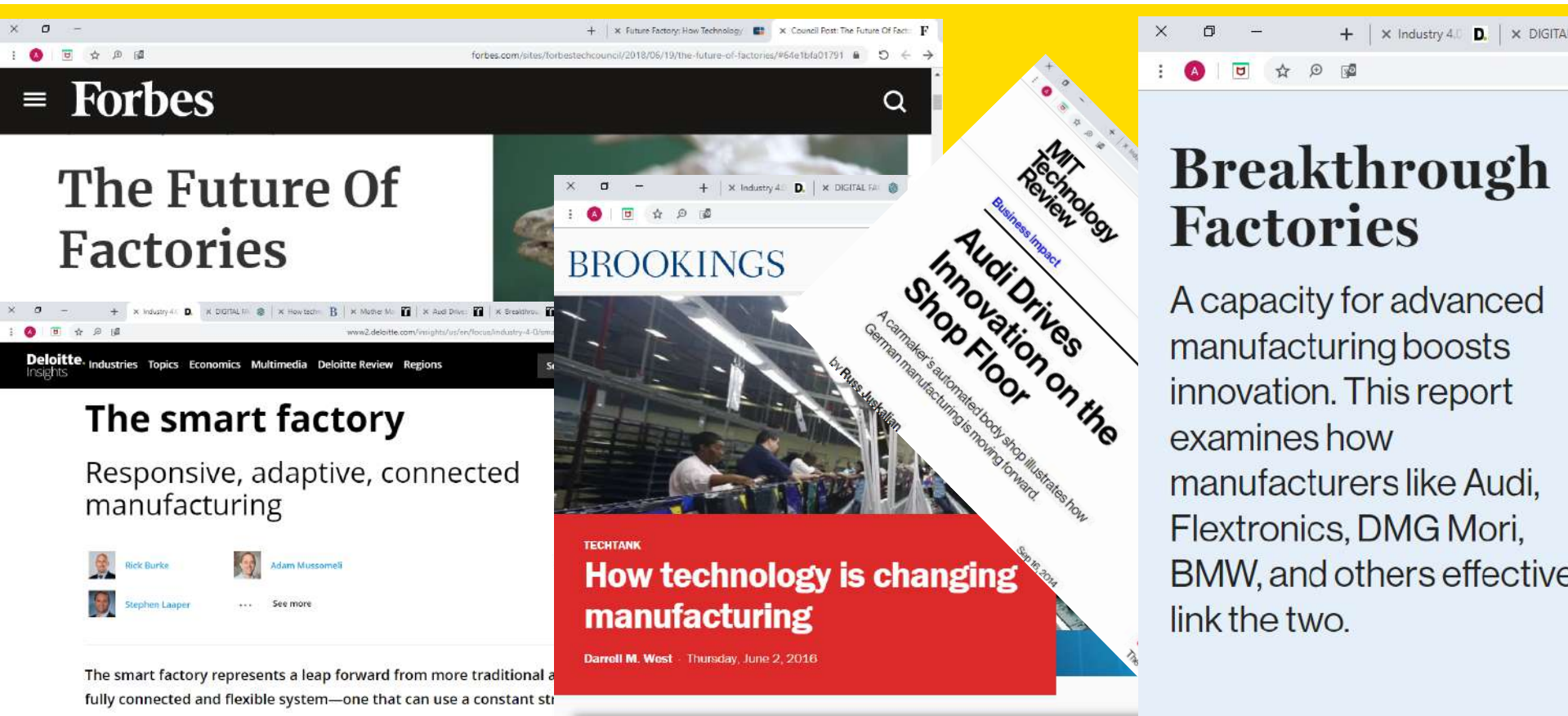


Source(s): International Monetary Fund and U.S. Bureau of Economic Analysis and MAPI



visual factories

INDUSTRY IS LOOKING TO **DIGITIZATION** TO COMPETE



Common Challenges



Machines Variety

Different types
Different ages



Long Implementations

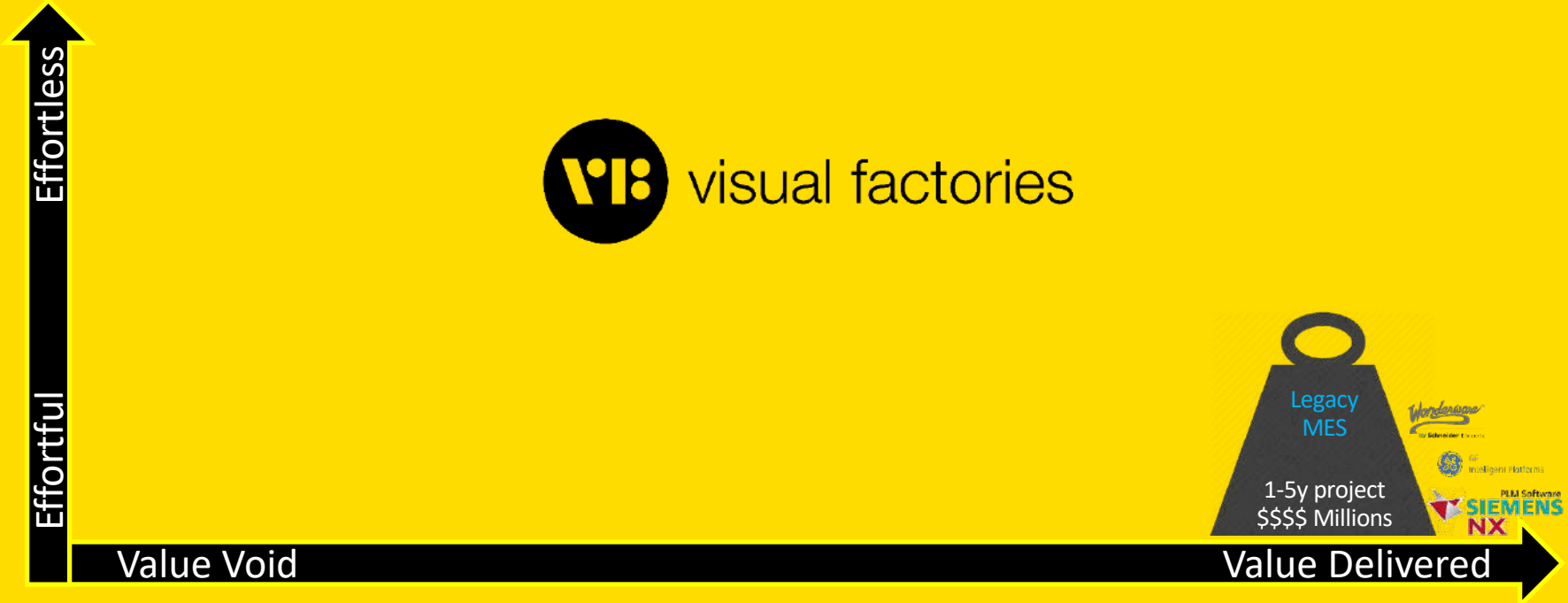
Project based approach
Long adoption curve
All or nothing approach



Complicated Solutions

Too expensive
Too much data

YOU ARE UNDERSERVED



Our process is simple

How it works?



Plug & Play

fast and easy
installation



Visualize

real-time insights



Analyze

generated reports



Optimize

increase productivity
& maximize profitability

"Before Visual Factories, I was able to report on 'what' and 'where'. Now I can ask 'why'?"

Gilad Belisha, COO, TavMedical

VF – THE INDUSTRY'S **EASIEST** DPM

IMPLEMENTED IN
HOURS

/

ANY MACHINE

/

VALUE IN DAYS
w/ NO DATA ENTRY

SEE


Manufacturing Ops
in Real-time

UNDERSTAND

Right Targets™
Be Alerted to Issues

CONTROL

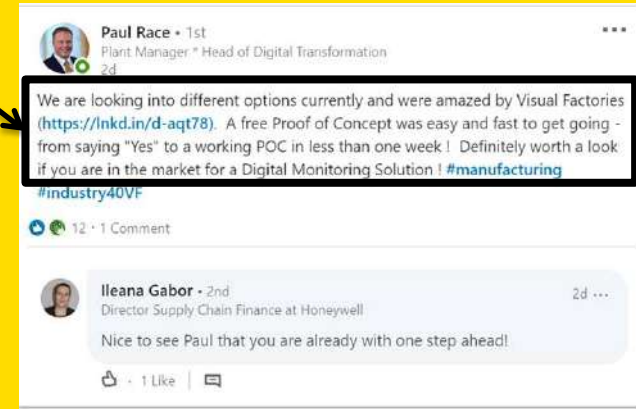
Your Factory



PROSPECTS ENJOY EASE/SPEED (USP)

“...were amazed by VF... from saying ‘Yes’ to a working POC in <1 week! Definitely worth a look!”

~ (Then-Prospect) Paul Race, Plant Mgr & Head Digital Transformation
Trolleborg Group



Case Study



\$2.5M additional gross profit per year

Before VF

300,789

Parts

5.5 Working days

After 3 months

384,397

Parts

5 Working days

+ \$13,600

Gross Profit/per Machine/per Month

THE WORLD IS
CHANGING VERY FAST.
BIG WILL NOT BEAT
SMALL ANYMORE.
IT WILL BE THE FAST
BEATING THE SLOW.



Rupert Murdoch