

NSP-4614B

Low-Profile LED Multi-Function Dual-Light™ Headlamp

MARKET APPLICATIONS

Fire, law enforcement, search & rescue, aviation, industrial, automotive and hunting & recreation

DESCRIPTION

The Nightstick NSP-4614B Low-Profile Multi-Function Dual-Light™ Headlamp is designed specifically to work on hard hats that have a flip-up face shield. The unique low-profile shape allows the user to work without having to remove the headlamp when raising or lowering their face shield. The NSP-4614B is manufactured from glass-filled nylon polymer and features a multi-position tilt head design. Both the spotlight and the floodlight use CREE® LED's and an advanced (TIR) Total Internal Reflection set of lenses designed to optimize lumen output and beam pattern. The spotlight and the floodlight are both rated at 150 Lumens in high mode and 75 Lumens in low mode. Front mounted dual switches provide easy access to the spotlight for distance illumination, the floodlight for close-up illumination, and Dual-Light for maximum lighting, versatility and user safety. The NSP-4614B includes a heavy-duty rubber head strap for use on a hard hat, as well as, a non-slip elastic head strap for use on a ball cap or directly on the user's head. Power is supplied from 3 AAA batteries (included).

CASE MATERIAL

Engineered Polymer

DIMENSIONS

Width: 3.54 inches (90 mm) • Height: 1.875 inches (48 mm) • Depth: 1.58 inches (40 mm)

WEIGHT

Weight: 5.8 oz. (166 g) with batteries installed

LENS

Unbreakable polycarbonate with scratch resistant coating

LIGHT SOURCE

CREE® LEDs Impervious to shock with a 50,000 + hour lifetime

LIGHT OUTPUT

High-Brightness Spotlight: 150 lumens • Low-Brightness Spotlight: 75 lumens • High-Brightness Floodlight: 150 lumens • Low-Brightness Floodlight: 75 lumens • Dual-Light: 300/175 lumens

ON/OFF

Two Switches - Right: High/Low-Brightness Spotlight, Left: High/Low-Brightness Floodlight

RUN-TIME

High-Brightness Spotlight: 3 hours • Low-Brightness Spotlight: 6 hours • High-Brightness Floodlight: 3 hours • Low-Brightness Floodlight: 6 hours • Dual-Light: 1.5/3 hours

BATTERY

3 Premium AAA batteries (included)

FEATURES






- CREE® LED technology – 50,000+ hours LED
- Focused high/low-brightness spotlight beam for distance illumination
- Unfocused high/low-brightness wide-beam floodlight for close-up illumination
- Dual-Light™ (spotlight and floodlight on at the same time) for maximum versatility
- Glass-filled nylon polymer housing
- (TIR) Total Internal Reflection lens designed to optimize lumen output and beam pattern
- Dual switches located on front of light
- Adjustable tilt head
- Heavy-duty rubber strap for hard hat applications
- Non-slip elastic head strap
- IP-X7 waterproof
- Impact & chemical resistant
- Powered by 3 AAA batteries (included)

WARRANTY

Limited Lifetime Warrant

APPROVALS



FL1 STANDARD	DUAL-LIGHT	HIGH	LOW
	300 LUMENS	150 LUMENS	75 LUMENS
	1h 30min	3h	6h
	120m	113m	83m
	3599cd	3229cd	1722cd
	2m		
	1m		

